



2023-24 REG. SEASON SCHEDULE

| DATE | OPPONENT | SCORE | RECORD |
|-------|-------------------|------------|--------|
| 10/25 | @ Heat | 102-103 L | 0-1 |
| 10/27 | @ Hornets | 111-99 W | 1-1 |
| 10/28 | vs. Bulls | 118-102 W | 2-1 |
| 10/30 | @ Thunder | 112-124 L | 2-2 |
| 11/1 | vs. Trail Blazers | 101-110 L | 2-3 |
| 11/2 | @ Pelicans | 116-125 L | 2-4 |
| 11/5 | vs. Suns | 106-120 L | 2-5 |
| 11/6 | vs. Warriors | 109-120 L | 2-6 |
| 11/8 | @ Bucks | 118-120 L | 2-7 |
| 11/10 | vs. 76ers | 106-114 L | 2-8 |
| 11/12 | @ Bulls | 108-119 L | 2-9 |
| 11/14 | vs. Hawks | 120-126 L | 2-10 |
| 11/17 | @ Cavaliers | 100-108 L | 2-11 |
| 11/19 | @ Raptors | 113-142 L | 2-12 |
| 11/20 | vs. Nuggets | 103-107 L | 2-13 |
| 11/24 | @ Pacers | 113-136 L | 2-14 |
| 11/27 | vs. Wizards | 107-126 L | 2-15 |
| 11/29 | vs. Lakers | 107-133 L | 2-16 |
| 11/30 | @ Knicks | 112-118 L | 2-17 |
| 12/2 | vs. Cavaliers | 101-110 L | 2-18 |
| 12/6 | vs. Grizzlies | 102-116 L | 2-19 |
| 12/8 | @ Magic | 91-123 L | 2-20 |
| 12/11 | vs. Pacers | 123-131 L | 2-21 |
| 12/13 | vs. 76ers | 111-129 L | 2-22 |
| 12/15 | @ 76ers | 92-124 L | 2-23 |
| 12/16 | @ Bucks | 114-146 L | 2-24 |
| 12/18 | @ Hawks | 124-130 L | 2-25 |
| 12/21 | vs. Jazz | 111-119 L | 2-26 |
| 12/23 | @ Nets | 115-126 L | 2-27 |
| 12/26 | vs. Nets | 112-118 L | 2-28 |
| 12/28 | @ Celtics | 122-128* L | 2-29 |
| 12/30 | vs. Raptors | 129-127 W | 3-29 |
| 1/1 | @ Rockets | 113-136 L | 3-30 |
| 1/3 | @ Jazz | 148-154* L | 3-31 |
| 1/5 | @ Warriors | 109-113 L | 3-32 |
| 1/7 | @ Nuggets | 114-131 L | 3-33 |
| 1/9 | vs. Kings | 110-131 L | 3-34 |
| 1/10 | vs. Spurs | 108-130 L | 3-35 |
| 1/12 | vs. Rockets | 110-112 L | 3-36 |
| 1/15 | @ Wizards | 129-117 W | 4-36 |
| 1/17 | vs. Timberwolves | 117-124 L | 4-37 |
| 1/20 | vs. Bucks | 135-141 L | 4-38 |
| 1/22 | vs. Bucks | 113-122 L | 4-39 |
| 1/24 | vs. Hornets | 113-106 W | 5-39 |
| 1/27 | vs. Wizards | 104-118 L | 5-40 |
| 1/28 | vs. Thunder | 120-104 W | 6-40 |
| 1/31 | @ Cavaliers | 121-128 L | 6-41 |
| 2/2 | vs. Clippers | 125-136 L | 6-42 |
| 2/4 | vs. Magic | 99-111 L | 6-43 |
| 2/7 | @ Kings | 133-120 W | 7-43 |
| 2/8 | @ Trail Blazers | 128-122* W | 8-43 |
| 2/10 | @ Clippers | 106-112 L | 8-44 |
| 2/13 | @ Lakers | 111-125 L | 8-45 |
| 2/14 | @ Suns | 100-116 L | 8-46 |
| 2/22 | @ Pacers | 115-129 L | 8-47 |
| 2/24 | vs. Magic | 109-112 L | 8-48 |
| 2/26 | @ Knicks | 111-113 L | 8-49 |
| 2/27 | @ Bulls | 105-95 W | 9-49 |
| 3/1 | vs. Cavaliers | 100-110 L | 9-50 |
| 3/3 | @ Magic | 91-113 L | 9-51 |
| 3/5 | @ Heat | 110-118 L | 9-52 |
| 3/7 | vs. Nets | 118-112 W | 10-52 |
| 3/9 | vs. Mavericks | 124-142 L | 10-53 |
| 3/11 | vs. Hornets | 114-97 W | 11-53 |
| 3/13 | vs. Raptors | 113-104 W | 12-53 |
| 3/15 | vs. Heat | 95-108 L | 12-54 |
| 3/17 | vs. Heat | 101-104 L | 12-55 |
| 3/18 | @ Celtics | 94-119 L | 12-56 |
| 3/20 | vs. Pacers | 103-122 L | 12-57 |
| 3/22 | vs. Celtics | 102-129 L | 12-58 |
| 3/24 | vs. Pelicans | 101-114 L | 12-59 |
| 3/25 | @ Knicks | 99-124 L | 12-60 |
| 3/27 | @ Timberwolves | 91-106 L | 12-61 |
| 3/29 | @ Wizards | 96-87 W | 13-61 |
| 4/1 | vs. Grizzlies | 108-110 L | 13-62 |
| 4/3 | @ Hawks | 113-121 L | 13-63 |
| 4/5 | @ Grizzlies | 90-108 L | 13-64 |
| 4/6 | @ Nets | 103-113 L | 13-65 |
| 4/9 | @ 76ers | 7:00 pm | -- |
| 4/11 | vs. Bulls | 7:00 pm | -- |
| 4/12 | @ Mavericks | 8:30 pm | -- |
| 4/14 | @ Spurs | 3:30 pm | -- |

All Times Detroit Time (ET)
* Overtime Periods

2023-24 REG. SEASON RECORD BY MONTH
Oct: (2-2); Nov: (0-15); Dec: (1-12); Jan: (3-12); Feb: (3-8);
Mar: (4-12); Apr: (0-4)



Detroit Pistons (13-65) @ Philadelphia 76ers (44-35)



Regular Season Game #79 / Road Game #40 • TV: TV-20/Bally Sports Detroit • Radio: 950 AM
Wells Fargo Center • Tuesday, April 8, 2024, 7 PM EDT

PROBABLE STARTERS

PLAYER / 2023-24 REGULAR SEASON AVERAGES

NOTES

#7 Troy Brown Jr.

F • 6-6 • 209 • Oregon/USA • 6th Season

| GP/GS | PPG | RPG | APG | SPG | BPG | MPG |
|-------|-----|-----|-----|-----|-----|------|
| 55/11 | 4.3 | 2.3 | 1.0 | 0.3 | 0.0 | 13.3 |

LAST GAME: 15 points, two rebounds, one steal in 34 minutes vs BKN (4/6)...Most points as a Piston.

NOTES: Has started eight games for Detroit, averaging 6.1 points, 4.4 rebounds and 1.1 assists.

#5 Chimezie Metu

F • 6-9 • 225 • USC/USA • 6th Season

| GP/GS | PPG | RPG | APG | SPG | BPG | MPG |
|-------|-----|-----|-----|-----|-----|------|
| 47/8 | 6.0 | 3.5 | 0.8 | 0.8 | 0.3 | 15.4 |

LAST GAME: 20 points, seven rebounds, three assists, three steals in career-high 43 minutes vs BKN (4/6)...Most points as a Piston.

NOTES: Ranks fourth on Detroit in total points and third in total rebounds since signing initial 10-day contract on March 20.

#0 Jalen Duren

C • 6-10 • 250 • Memphis/USA • 2nd Season

| GP/GS | PPG | RPG | APG | SPG | BPG | MPG |
|-------|------|------|-----|-----|-----|------|
| 59/58 | 13.7 | 11.6 | 2.4 | 0.6 | 0.8 | 29.1 |

LAST GAME: 17 points, 10 rebounds, one assist in 24 minutes vs MEM (4/5).

NOTES: Ranks T-8th in NBA with 42 double-doubles, the sixth-most by any player in their age-20 season...Ranks 5th in NBA with 11.6 REB and 8th with 3.2 OREB...Leads NBA with three 20-20 games...Could become first Piston with 14.0 PTS, 12.0 REB and 2.0 AST on .600 FG%.

#23 Jaden Ivey

G • 6-4 • 195 • Purdue/USA • 2nd Season

| GP/GS | PPG | RPG | APG | SPG | BPG | MPG |
|-------|------|-----|-----|-----|-----|------|
| 73/57 | 15.4 | 3.5 | 3.8 | 0.7 | 0.5 | 28.8 |

LAST GAME: 16 points, four rebounds, 10 assists, two steals in 31 minutes vs BKN (4/6)...Second double-double of season and eighth of career.

NOTES: Ranks second on team with 16 20-point games...One of five players in franchise history to average at least 15.0 points, 4.0 assists and 3.0 rebounds across first two seasons (Bing, Thomas, Hill, Cunningham)...Leads Pistons in games played since being drafted (147).

#2 Cade Cunningham

G • 6-6 • 217 • Oklahoma State/USA • 3rd Season

| GP/GS | PPG | RPG | APG | SPG | BPG | MPG |
|-------|------|-----|-----|-----|-----|------|
| 62/62 | 22.7 | 4.3 | 7.5 | 0.9 | 0.4 | 33.5 |

LAST GAME: 36 points, four rebounds, eight assists, two steals in 34 minutes vs MEM (4/1)...Tied for his longest streak of 30-point games (3)...Passed Dave Bing (63 games in 1972-73) as the fastest player to 1,400 points and 450 assists in a season in franchise history (62 games)

NOTES: One of nine NBA players averaging 22.0 PTS and 7.0 AST...Ranks 8th in NBA with 7.5 AST and has 9+ dimes in 21 games, both most by a Piston in a season since 2013-14 (B. Jennings)...Third-most 30-point performances through 138 games in franchise history (21).

2023-24 REGULAR SEASON PISTONS RECORDS

| | RECORD | HOME | ROAD | OT |
|---------|--------|------|------|-----|
| OVERALL | 13-65 | 7-32 | 6-33 | 1-2 |
| WESTERN | 3-26 | 1-15 | 2-11 | 1-1 |
| EASTERN | 10-39 | 6-17 | 4-22 | 0-1 |
| CENTRAL | 2-13 | 1-6 | 1-7 | -- |

STREAKS

| | |
|---------|--------|
| OVERALL | Lost 4 |
| HOME | Lost 6 |
| ROAD | Lost 3 |

INJURY/STATUS REPORT

Simone Fontecchio (Left Great Toe; Contusion), Taj Gibson (Right Hamstring; Soreness), Quentin Grimes (Right Knee; Contusion), Isaiah Stewart (Right Hamstring; Strain), Ausar Thompson (Illness) and Stanley Umude (Right Ankle; Fracture) are OUT.

QUICK FACTS

- Detroit attempted four free throws against Brooklyn, the second-fewest by any team in a game this season. The Nets attempted 33 free throws. The Pistons attempted 92 field goals and Brooklyn attempted just 73.
- The Pistons have had 31 players appear in a game, one behind this seasons' Memphis Grizzlies (32) for the most in NBA history.

MEDIA INFO

For all Detroit Pistons updates and information, follow @PistonsPR on X or visit hoopsong.com (contact Pistons PR for access).





| NO. | PLAYER | POS. | HT. | WT. | BIRTHDATE | PRIOR TO NBA/HOME COUNTRY | NBA EXP. |
|-----|-------------------|------|------|-----|------------|---------------------------|----------|
| 35 | Buddy Boeheim* | G | 6-6 | 195 | 11/11/1999 | Syracuse/USA | 2 |
| 7 | Troy Brown Jr. | G/F | 6-6 | 209 | 07/28/1999 | Oregon/USA | 6 |
| 2 | Cade Cunningham | G | 6-6 | 217 | 09/25/2001 | Oklahoma State/USA | 2 |
| 0 | Jalen Duren | C | 6-10 | 250 | 11/18/2003 | Memphis/USA | 1 |
| 18 | Tosan Evbuomwan* | F | 6-8 | 219 | 02/16/2001 | Princeton/United Kingdom | R |
| 14 | Malachi Flynn | G | 6-1 | 185 | 05/09/1998 | San Diego State/USA | 4 |
| 19 | Simone Fontecchio | F | 6-7 | 200 | 12/09/1995 | Baskonia/Italy | 2 |
| 31 | Evan Fournier | G/F | 6-7 | 213 | 10/29/1992 | Poitiers Basket 86/France | 12 |
| 67 | Taj Gibson | C | 6-9 | 234 | 06/24/1985 | USC/USA | 15 |
| 24 | Quentin Grimes | G | 6-5 | 207 | 05/08/2000 | Houston/USA | 3 |
| 23 | Jaden Ivey | G | 6-4 | 195 | 02/13/2002 | Purdue/USA | 1 |
| 5 | Chimezie Metu | F/C | 6-9 | 225 | 03/22/1997 | USC/USA | 6 |
| 20 | Jaylen Nowell | G | 6-5 | 208 | 07/09/1999 | Washington/USA | 4 |
| 8 | Jared Rhoden* | G | 6-6 | 210 | 08/27/1999 | Seton Hall/USA | 1 |
| 25 | Marcus Sasser | G | 6-2 | 195 | 09/21/2000 | Houston/USA | R |
| 28 | Isaiah Stewart | C | 6-9 | 250 | 05/22/2001 | Washington/USA | 3 |
| 9 | Ausar Thompson | F | 6-7 | 215 | 01/30/2003 | Overtime Elite/USA | R |
| 17 | Stanley Umude | G | 6-6 | 210 | 04/12/1999 | Arkansas/USA | 1 |
| 13 | James Wiseman | C | 7-0 | 255 | 03/31/2001 | Memphis/USA | 2 |

* Player under two-way contract, *Player on 10-day contract

STAFF

Head Coach: Monty Williams (Notre Dame)

Assistant Coaches: Stephen Silas (Brown), Jarrett Jack (Georgia Tech), Mark Bryant (Seton Hall), Brian Randle (Illinois), Stephen Scalzi (Boston College), Brian Adams (Connecticut College)

Assistant/Player Development Coaches: Spencer Rivers (UC Irvine)

Medical Director: Sebastien Poirier (Salem State University)

Performance Director: Trent Salo (Calvin)

Director of Athletic Training: Alex Garland (Central Michigan)

Head Strength and Conditioning Coach: Jordan Sabourin (Oakland)

PRONUNCIATION GUIDE

Buddy Boeheim (bay-hyme); **Jalen Duren** (DURR-in); **Tosan Evbuomwan** (TOE-sahn eh-WOAH-muh); **Malachi Flynn** (MAL-uh-kai Flinn); **Simone Fontecchio** (see-MOW-nay fawn-TECH-ee-oh); **Evan Fournier** (FORN-yay); **Taj Gibson** (Tahzj); **Quentin Grimes** (QUINN-ten Grymes); **Chimezie Metu** (chih-MEH-zee MEH-too); **Jared Rhoden** (ROE-din); **Marcus Sasser** (SASS-err); **Ausar Thompson** (uh-SARR); **Stanley Umude** (oo-MOO-day)

HOW THE PISTONS WERE BUILT

FREE AGENTS

- 2024** - Buddy Boeheim (Signed a two-way contract on February 23, 2024)
 - Tosan Evbuomwan (Signed to a two-way contract on February 22, 2024)
 - Taj Gibson (Signed a 10-day contract on March 6, 2024)
 - Chimezie Metu (Signed a 10-day contract on March 20, 2024)
 - Jaylen Nowell (Signed to a 10-day contract on April 2, 2024)
- 2023** - Stanley Umude (Converted from two-way to standard contract on February 22, 2024)
- 2022** - Jared Rhoden (Signed to a two-way contract on December 26, 2022)

OBTAINED VIA TRADE

- 2024** - Troy Brown Jr. (Along with Shake Milton, acquired from the Minnesota Timberwolves for Monte Morris and a 2030 second round pick.)
 - Malachi Flynn (Acquired, along with Quentin Grimes, Evan Fournier, Ryan Arcidiacono two second-round picks and cash considerations from the New York Knicks for Bojan Bogdanovic and Alec Burks)
 - Simone Fontecchio (Acquired from Utah for Kevin Knox II, the rights to Gabriele Procida and a 2024 second-round pick.)
 - Evan Fournier (Acquired from the New York Knicks on February 8, 2024)
 - Quentin Grimes (Acquired from the New York Knicks on February 8, 2024)
- 2023** - Marcus Sasser (Acquired from Boston via Memphis in a draft-day deal for James Nnaji and a 2025 and 2026 2nd round pick)
 - James Wiseman (Acquired from Golden State at the trade deadline in a four-team trade including Saddiq Bey and Kevin Knox on February 9, 2023.)
- 2022** - Jalen Duren (Acquired in a draft-day deal from New York on July 6, 2022 for a protected 2023 first round pick and a 2023 and 2024 second-round pick.)
- 2020** - Isaiah Stewart (Acquired in a post-draft trade with Houston for Christian Wood, a protected 2021 first round pick and a 2021 second-round pick.)

OBTAINED VIA DRAFT

- 2023** - Ausar Thompson (Drafted 5th overall in 2023)
- 2022** - Jaden Ivey (Drafted 5th overall in 2022)
- 2021** - Cade Cunningham (Drafted 1st overall in 2021)

NUMERICAL ROSTER

| | |
|----------------------|--------------------|
| 0 Jalen Duren | 2 Cade Cunningham |
| 5 Chimezie Metu | 7 Troy Brown Jr. |
| 8 Jared Rhoden | 9 Ausar Thompson |
| 13 James Wiseman | 14 Malachi Flynn |
| 17 Stanley Umude | 18 Tosan Evbuomwan |
| 19 Simone Fontecchio | 20 Jaylen Nowell |
| 23 Jaden Ivey | 24 Quentin Grimes |
| 25 Marcus Sasser | 28 Isaiah Stewart |
| 31 Evan Fournier | 35 Buddy Boeheim |
| 67 Taj Gibson | |

ROSTER TRANSACTIONS

April 2, 2024: Signed Jaylen Nowell to a 10-day contract.

March 30, 2024: Signed Chimezie Metu to a rest-of-season contract.

March 20, 2024: Signed Chimezie Metu to a 10-day contract.

March 15, 2024: Signed Taj Gibson to a rest-of-season contract.

March 6, 2024: Signed Taj Gibson to a 10-day contract.

March 2, 2024: Placed Shake Milton on waivers.

February 28, 2024: Placed Mike Muscala on waivers.

February 22, 2024: Converted Stanley Umude to a standard NBA contract, signed Buddy Boeheim and Tosan Evbuomwan to two-way contracts.

February 21, 2024: Waived Malcolm Cazalon.

February 12, 2024: Signed Tosan Evbuomwan to a 10-day contract.

February 8, 2024: Waived Killian Hayes, Joe Harris, Danilo Gallinari and Danuel House Jr.

February 8, 2024: Acquired Quentin Grimes, Malachi Flynn, Ryan Arcidiacono, Evan Fournier, two second round picks and cash considerations from New York for Bojan Bogdanovic and Alec Burks.

February 8, 2024: Acquired Danuel House Jr. and a 2024 second-round pick from Philadelphia for a 2028 second-round pick.





2023-24 DETROIT PISTONS STATISTICS

| PLAYER | GP-GS | MIN | MPG | FG-ATT | FG% | 3FG-ATT | 3FG% | FT-FTA | FT% | OFF | DEF | TOT/AVG | AST | APG | PF-D | STL | SPG | TO | BLK | BPG | PTS | AVG |
|------------------|-----------|---------------|--------------|--------------------|-------------|------------------|-------------|--------------------|-------------|------------|--------------|-------------------|--------------|-------------|--------------------|------------|-------------|--------------|------------|-------------|--------------|--------------|
| Cunningham | 62-62 | 2,074 | 33.5 | 524-1,167 | .449 | 119-335 | .355 | 238-274 | .869 | 33 | 235 | 268/4.3 | 464 | 7.5 | 153-194 | 56 | 0.90 | 212 | 22 | 0.35 | 1,405 | 22.7 |
| Bogdanovic | 28-27 | 921 | 32.9 | 199-425 | .468 | 86-207 | .415 | 81-104 | .779 | 13 | 81 | 94/3.4 | 71 | 2.5 | 57-83 | 23 | 0.82 | 63 | 4 | 0.14 | 565 | 20.2 |
| Fontecchio | 16-9 | 484 | 30.3 | 91-190 | .479 | 43-101 | .426 | 22-26 | .846 | 12 | 58 | 70/4.4 | 28 | 1.8 | 29-26 | 14 | 0.88 | 17 | 5 | 0.31 | 247 | 15.4 |
| Ivey | 73-57 | 2,101 | 28.8 | 395-921 | .429 | 114-345 | .330 | 220-289 | .761 | 83 | 172 | 255/3.5 | 279 | 3.8 | 199-215 | 54 | 0.74 | 177 | 40 | 0.55 | 1,124 | 15.4 |
| Duren | 59-58 | 1,719 | 29.1 | 337-543 | .621 | 0-4 | .000 | 132-168 | .786 | 190 | 497 | 687/11.6 | 142 | 2.4 | 186-141 | 33 | 0.56 | 123 | 47 | 0.80 | 806 | 13.7 |
| Burks | 43-0 | 901 | 20.9 | 160-406 | .394 | 99-247 | .401 | 121-134 | .903 | 16 | 94 | 110/2.6 | 68 | 1.6 | 64-104 | 21 | 0.49 | 32 | 11 | 0.26 | 540 | 12.6 |
| Nowell | 2-0 | 39 | 19.5 | 10-17 | .588 | 2-4 | .500 | 2-4 | .500 | 3 | 4 | 7/3.5 | 2 | 1.0 | 2-3 | 1 | 0.50 | 1 | 2 | 1.00 | 24 | 12.0 |
| Stewart | 46-45 | 1,423 | 30.9 | 186-382 | .487 | 67-175 | .383 | 64-85 | .753 | 74 | 231 | 305/6.6 | 73 | 1.6 | 99-82 | 17 | 0.37 | 66 | 38 | 0.83 | 503 | 10.9 |
| Bagley III | 26-10 | 478 | 18.4 | 107-181 | .591 | 1-6 | .167 | 50-61 | .820 | 46 | 72 | 118/4.5 | 27 | 1.0 | 40-51 | 5 | 0.19 | 29 | 14 | 0.54 | 265 | 10.2 |
| Metu | 10-3 | 276 | 27.6 | 39-74 | .527 | 4-24 | .167 | 16-17 | .941 | 12 | 41 | 53/5.3 | 20 | 2.0 | 28-17 | 20 | 2.00 | 15 | 7 | 0.70 | 98 | 9.8 |
| Thompson | 63-38 | 1,583 | 25.1 | 232-480 | .483 | 21-113 | .186 | 71-119 | .597 | 129 | 273 | 402/6.4 | 120 | 1.9 | 175-118 | 68 | 1.08 | 84 | 59 | 0.94 | 556 | 8.8 |
| Gallinari | 6-0 | 90 | 14.9 | 12-22 | .545 | 7-12 | .583 | 21-24 | .875 | 2 | 12 | 14/2.3 | 12 | 2.0 | 9-17 | 2 | 0.33 | 1 | 2 | 0.33 | 52 | 8.7 |
| Flynn | 20-0 | 270 | 13.5 | 55-130 | .423 | 21-64 | .328 | 23-33 | .697 | 7 | 33 | 40/2.0 | 38 | 1.9 | 18-21 | 14 | 0.70 | 21 | 2 | 0.10 | 154 | 7.7 |
| Sasser | 67-7 | 1,228 | 18.3 | 193-454 | .425 | 80-213 | .376 | 49-57 | .860 | 9 | 107 | 116/1.7 | 216 | 3.2 | 99-65 | 41 | 0.61 | 78 | 10 | 0.15 | 515 | 7.7 |
| Knox II | 31-11 | 560 | 18.1 | 86-186 | .462 | 31-94 | .330 | 20-22 | .909 | 18 | 57 | 75/2.4 | 23 | 0.7 | 50-22 | 13 | 0.42 | 22 | 7 | 0.23 | 223 | 7.2 |
| Evbuomwan | 13-8 | 293 | 22.5 | 32-56 | .571 | 10-24 | .417 | 17-25 | .680 | 10 | 36 | 46/3.5 | 10 | 0.8 | 18-17 | 6 | 0.46 | 8 | 4 | 0.31 | 91 | 7.0 |
| Hayes | 42-31 | 1,008 | 24.0 | 117-283 | .413 | 22-74 | .297 | 33-50 | .660 | 11 | 108 | 119/2.8 | 205 | 4.9 | 75-54 | 36 | 0.86 | 51 | 20 | 0.48 | 289 | 6.9 |
| Wiseman | 59-4 | 977 | 16.6 | 172-271 | .635 | 0-2 | .000 | 61-87 | .701 | 98 | 199 | 297/5.0 | 47 | 0.8 | 135-72 | 10 | 0.17 | 64 | 36 | 0.61 | 405 | 6.9 |
| Milton | 4-0 | 63 | 15.8 | 11-26 | .423 | 3-9 | .333 | 2-3 | .667 | 7 | 11 | 18/4.5 | 6 | 1.5 | 3-7 | 2 | 0.50 | 3 | 1 | 0.25 | 27 | 6.8 |
| Fournier | 25-0 | 443 | 17.7 | 57-161 | .354 | 27-97 | .278 | 22-27 | .815 | 4 | 41 | 45/1.8 | 39 | 1.6 | 37-14 | 23 | 0.92 | 17 | 4 | 0.16 | 163 | 6.5 |
| Grimes | 6-0 | 115 | 19.2 | 9-42 | .214 | 4-28 | .143 | 10-11 | .909 | 1 | 11 | 12/2.0 | 14 | 2.3 | 9-6 | 5 | 0.83 | 7 | 4 | 0.67 | 32 | 5.3 |
| Umude | 24-2 | 307 | 12.8 | 37-84 | .440 | 24-53 | .453 | 29-32 | .906 | 8 | 43 | 51/2.1 | 11 | 0.5 | 40-21 | 8 | 0.33 | 14 | 7 | 0.29 | 127 | 5.3 |
| Livers | 23-6 | 469 | 20.4 | 40-116 | .345 | 22-77 | .286 | 12-18 | .667 | 15 | 33 | 48/2.1 | 25 | 1.1 | 43-15 | 13 | 0.57 | 16 | 5 | 0.22 | 114 | 5.0 |
| Brown Jr. | 18-8 | 322 | 17.9 | 28-87 | .322 | 16-49 | .327 | 11-13 | .846 | 9 | 48 | 57/3.2 | 19 | 1.1 | 13-11 | 10 | 0.56 | 10 | 0 | 0.00 | 83 | 4.6 |
| Morris | 6-0 | 68 | 11.4 | 12-33 | .364 | 2-11 | .182 | 1-2 | .500 | 2 | 10 | 12/2.0 | 8 | 1.3 | 1-2 | 1 | 0.17 | 2 | 1 | 0.17 | 27 | 4.5 |
| Boeheim | 7-0 | 66 | 9.5 | 8-25 | .320 | 7-21 | .333 | 5-5 | 1.000 | 1 | 7 | 8/1.1 | 3 | 0.4 | 4-2 | 0 | 0.00 | 0 | 1 | 0.14 | 28 | 4.0 |
| Gibson | 2-0 | 20 | 9.9 | 3-5 | .600 | 2-4 | .500 | 0-0 | .000 | 0 | 2 | 2/1.0 | 0 | 0.0 | 2-0 | 1 | 0.50 | 0 | 0 | 0.00 | 8 | 4.0 |
| Rhoden | 13-0 | 154 | 11.8 | 18-38 | .474 | 5-16 | .313 | 5-8 | .625 | 2 | 18 | 20/1.5 | 11 | 0.8 | 20-7 | 3 | 0.23 | 6 | 7 | 0.54 | 46 | 3.5 |
| Muscala | 13-4 | 171 | 13.2 | 15-44 | .341 | 13-34 | .382 | 2-4 | .500 | 10 | 19 | 29/2.2 | 10 | 0.8 | 13-7 | 3 | 0.23 | 2 | 5 | 0.38 | 45 | 3.5 |
| Harris | 16-0 | 170 | 10.6 | 14-39 | .359 | 10-30 | .333 | 1-2 | .500 | 3 | 10 | 13/0.8 | 10 | 0.6 | 19-4 | 3 | 0.19 | 4 | 2 | 0.13 | 39 | 2.4 |
| Cazalon | 1-0 | 3 | 2.6 | 0-0 | .000 | 0-0 | .000 | 0-0 | .000 | 0 | 0 | 0/0.0 | 0 | 0.0 | 0-0 | 0 | 0.00 | 0 | 0 | 0.00 | 0 | 0.0 |
| PISTONS | 78 | 18,779 | 240.8 | 3,199-6,888 | .464 | 862-2,473 | .349 | 1,341-1,704 | .787 | 828 | 2,563 | 3,391/43.5 | 2,001 | 25.7 | 1,640-1,398 | 506 | 6.49 | 1,145 | 367 | 4.71 | 8,601 | 110.3 |
| OPPONENTS | 78 | 18,779 | 240.8 | 3,398-6,933 | .490 | 941-2,546 | .370 | 1,561-1,949 | .801 | 743 | 2,597 | 3,340/42.8 | 2,106 | 27.0 | 1,398-1,640 | 688 | 8.82 | 921 | 469 | 6.01 | 9,298 | 119.2 |

RECENT GAMES

NETS 113, PISTONS 103 – APRIL 6, 2024 – BARCLAYS CENTER – BROOKLYN, NY – GAME #78 (13-65, 6-33 AWAY)

| TEAM | 1 | 2 | 3 | 4 | OT | FINAL | FG | FGA | FG% | 3FG% | FT% | OR | DR | TR | A | PF | ST | TO | BS |
|------|-------------|----|----|------------|----|-------|-------------|-----|------|------|---------------|----|----|---------------|----|----|----------------|----|----|
| DET | 35 | 22 | 26 | 20 | - | 103 | 42 | 92 | .457 | .436 | .500 | 5 | 23 | 28 | 25 | 24 | 9 | 10 | 2 |
| BKN | 23 | 23 | 29 | 38 | - | 113 | 38 | 73 | .521 | .407 | .788 | 11 | 37 | 48 | 20 | 11 | 3 | 18 | 7 |
| TEAM | HIGH PTS | | | HIGH REB | | | HIGH AST | | | TEAM | HIGH PTS | | | HIGH REB | | | HIGH AST | | |
| DET | C. Metu: 20 | | | C. Metu: 7 | | | J. Ivey: 10 | | | BKN | C. Thomas: 32 | | | N. Claxton: 9 | | | D. Schroder: 6 | | |

Key Moments: The Pistons established a 13-point (21-8) lead with 5:34 left in the first quarter on the heels of a 13-3 run and led by as many as 15 (35-20) with 28 seconds left in the opening frame...Their lead held steady in a low-scoring second quarter that the Nets narrowly won, 23-22...Detroit led 57-46 at half...Brooklyn used a 12-4 run to shrink Detroit's lead to nine (75-66) with 4:49 left in the third and a 6-0 run to end the frame trailing by eight (83-75)...Brooklyn ended the game on a 29-4 run over the final 7:49 to turn a 15-point deficit (99-84) into a 10-point win...They outscored Detroit 38-20 in the fourth quarter.

GRIZZLIES 108, PISTONS 90 – APRIL 5, 2024 – FEDEXFORUM – MEMPHIS, TN – GAME #77 (13-64, 6-32 AWAY)

| TEAM | 1 | 2 | 3 | 4 | OT | FINAL | FG | FGA | FG% | 3FG% | FT% | OR | DR | TR | A | PF | ST | TO | BS |
|------|-------------|----|----|--------------|----|-------------|----|------|---------------------------|------|------|----------------|----|-------------------|----|----|----|----|----|
| DET | 22 | 16 | 32 | 20 | - | 90 | 32 | 79 | .405 | .267 | .750 | 10 | 28 | 38 | 22 | 14 | 13 | 18 | 4 |
| MEM | 32 | 25 | 32 | 19 | - | 108 | 42 | 90 | .467 | .323 | .875 | 15 | 34 | 49 | 24 | 14 | 13 | 21 | 7 |
| TEAM | HIGH PTS | | | HIGH REB | | HIGH AST | | TEAM | HIGH PTS | | | HIGH REB | | HIGH AST | | | | | |
| DET | J. Ivey: 31 | | | J. Duren: 10 | | M. Flynn: 6 | | MEM | T. Jemison/M. Pereira: 17 | | | T. Jemison: 13 | | S. Phippen Jr.: 7 | | | | | |

Key Moments: Memphis ended the first quarter on an 11-0 run to take a 10-point (32-22) lead into the second...Their lead grew to 20 (53-33) with 4:17 remaining before the break and sat at 19 (57-38) at halftime...Detroit trailed by between 16 and 27 points for the remainder of the game...Jaden Ivey led Detroit with 31 points and Jaylen Nowell scored 12 in his Detroit debut...Seven of the eight Grizzlies scored 10+ points.

HAWKS 121, PISTONS 113 – APRIL 3, 2024 – STATE FARM ARENA – ATLANTA, GA – GAME #76 (13-63, 6-31 AWAY)

| TEAM | 1 | 2 | 3 | 4 | OT | FINAL | FG | FGA | FG% | 3FG% | FT% | OR | DR | TR | A | PF | ST | TO | BS |
|------|--------------|----|--------------------------|----|----|-------|-------------|-----|------|--------------|------|---------------|----|------------------------|----|----|----|----|----|
| DET | 23 | 27 | 29 | 34 | - | 113 | 43 | 94 | .457 | .333 | .810 | 8 | 29 | 37 | 24 | 13 | 14 | 10 | 3 |
| ATL | 28 | 31 | 33 | 29 | - | 121 | 49 | 90 | .544 | .342 | .667 | 6 | 42 | 48 | 36 | 13 | 9 | 16 | 8 |
| TEAM | HIGH PTS | | HIGH REB | | | | HIGH AST | | TEAM | HIGH PTS | | HIGH REB | | HIGH AST | | | | | |
| DET | M. Flynn: 50 | | T. Evbuomwan/M. Flynn: 6 | | | | M. Flynn: 5 | | ATL | Jalen J.: 28 | | C. Capela: 16 | | Jalen J./D. Murray: 11 | | | | | |

Key Moments: Detroit fell behind by nine (15-6) before tying the game at 23-23 with 1:48 remaining in the first quarter...With the game tied 42-42, Atlanta went on a 15-4 run to take an 11-point (57-46) lead with just under one minute before halftime...Detroit trailed by 20 (86-66) with 4:14 left in the third but climbed within 10 (89-79) on a 13-3 run with 1:04 left in the third...Malachi Flynn scored 33 in the second half and 19 in the fourth quarter to give him a career-high 50 points...He hit a 3-pointer to cut the lead to five (104-99) with 5:19 in the fourth and cut it to five (118-113) again on a layup with 30.7 seconds remaining in the game, but that was as close as Detroit came to the comeback.





TONIGHT'S OPPONENT NOTES

| 2023-24 REGULAR SEASON | PPG | OPP. PPG | FG% | 3FG% | FT% | RPG | APG | SPG | TO | BPG |
|------------------------|-------|----------|------|------|------|------|------|------|------|------|
| Pistons | 110.3 | 119.2 | .464 | .349 | .787 | 43.5 | 25.7 | 6.49 | 15.3 | 4.71 |
| 76ers | 114.5 | 112.0 | .465 | .362 | .827 | 42.7 | 24.8 | 8.47 | 12.0 | 5.97 |



| 2023-24 REGULAR SEASON INDIVIDUAL BESTS | | | 2023-24 REGULAR SEASON 76ers BESTS | | | 2023-24 REGULAR SEASON TEAM | | |
|---|----|--|------------------------------------|----|-------------------------------|-----------------------------|----|----------------|
| Points | 33 | Bojan Bogdanovic vs. PHI 12/13/23 | Points | 41 | Joel Embiid vs. PHI 12/13/23 | ** No Biggest Win ** | | |
| Rebounds | 13 | James Wiseman @ PHI 12/15/23, Ausar Thompson vs. PHI 11/10/23 | Rebounds | 16 | Joel Embiid vs. PHI 11/10/23 | Biggest Loss | 32 | @ PHI 12/15/23 |
| Assists | 7 | Cade Cunningham vs. PHI 12/13/23, Cade Cunningham vs. PHI 11/10/23 | Assists | 11 | Tyrese Maxey vs. PHI 11/10/23 | | | |

| 2023-24 REGULAR SEASON VS. 76ers | | | 2022-23 REGULAR SEASON VS. 76ers | | | SERIES HISTORY VS. 76ers | | | |
|----------------------------------|--------------|-------------|----------------------------------|--------------|------------|--------------------------|---------|----------|------------------|
| DATE | SITE | TIME/RESULT | DATE | SITE | RESULT | ALL-TIME | STREAKS | LAST WIN | LAST LOSS |
| 11/10/23 | Detroit | L, 106-114 | 12/21/22 | Philadelphia | L, 93-113 | Overall | 158-232 | Lost 7 | 3/31/22 12/15/23 |
| 12/13/23 | Detroit | L, 111-129 | 1/8/23 | Detroit | L, 111-123 | Home | 95-83 | Lost 3 | 3/31/22 12/13/23 |
| 12/15/23 | Philadelphia | L, 92-124 | 1/10/23 | Philadelphia | L, 116-147 | Road | 47-127 | Lost 11 | 3/4/17 12/15/23 |
| 4/9/24 | Philadelphia | 7:00 pm | | | | | | | |

QUICK FACTS:

- Prior to his four-point game on Dec. 15, **Cade Cunningham** had averaged 21.8 points, 6.0 assists and 5.5 rebounds in his first four games against Philadelphia.
- James Wiseman** posted his second career 20-10 game with 20 points and 13 rebounds against the Sixers on Dec. 15...Has averaged 10.6 points and 5.6 rebounds in five career games against them.
- In two career games against Philly, **Jalen Duren** posted a 7-8-4 line on Dec. 21, 2022 and a 4-4-3 line on Nov. 10, 2023, for an average 5.5 points, 6.0 rebounds and 3.5 assists...It is his fewest career points (11) and rebounds (12) against any other NBA team.
- Jaden Ivey** has averaged 13.0 points, 3.4 rebounds and 3.2 assists in five career matchups with the 76ers.
- Joel Embiid** scored 35 points with 13 rebounds on Dec. 15 against Detroit, his fourth straight 30-point game against the Pistons and sixth straight double-double...He has averaged 29.9 points, 11.6 rebounds and 2.5 assists in 18 career games against Detroit with 11 30-point games and 11 double-doubles...His scoring average is the fourth-highest by any opponent in Pistons franchise history (c - 36.1, Chamberlain - 33.9, Williamson - 30.8).
- Tyrese Maxey** has averaged 17.6 points, 4.2 assists and 1.3 steals in 12 career games against Detroit.
- Tobias Harris** has scored 10+ points in 14 of his past 15 games against his former team, averaging 18.5 points, 5.8 rebounds and 2.3 assists in that span.

SERIES TRENDS:

- The 76ers lead the all-time series against Detroit, 232-158. Detroit is 47-127 in Philadelphia, all-time, and have not won there since March 4, 2017.
- Detroit is 3-21 against Philadelphia over the past seven seasons.

CONNECTIONS:

- 76ers forward **Tobias Harris** spent three seasons in Detroit (2015-18), where he averaged 16.8 points and 5.3 rebounds in 32.1 minutes across 157 games (121 starts).
- Philadelphia forward **Marcus Morris** played two seasons for the Pistons (2015-17) and averaged 14.1 points, 4.8 rebounds and 2.3 assists in 34.1 minutes in 159 games, all starts.
- 76ers center **Mo Bamba** was teammates with **Troy Brown Jr.** in Los Angeles last season (2022-23) and with **Evan Fournier** in Orlando from 2018-20.
- Detroit center **James Wiseman** and Philadelphia forward **Kelly Oubre Jr.** were teammates in Golden State in 2020-21...Oubre (2014-15), **Joel Embiid** (2013-14) and **Quentin Grimes** (2018-19) all played one collegiate season at Kansas.
- Detroit's **Chimezie Metu** and Philadelphia's **De'Anthony Melton** played together for one season at USC (2016-17)...The duo led the Trojans from the play-in to a Round of 32 loss against Baylor in the 2017 NCAA Tournament...Metu was teammates with 76ers guard **Buddy Hield** for one season in Sacramento (2020-21).
- Pistons guard **Malachi Flynn** and 76ers guard **Kyle Lowry** were teammates in Toronto for one season (2020-21).
- Pistons forward **Stanley Umude** (2021-22) and 76ers guard **Ricky Council IV** (2022-23) both attended Arkansas for one year.
- Detroit forward **Kevin Knox II** (2017-18) and 76ers guard **Tyrese Maxey** (2019-20) were both one-and-dones at Kentucky.
- Philadelphia's **Kelly Oubre Jr.**, **Cameron Payne** and **De'Anthony Melton** played for Pistons Head Coach **Monty Williams** during his tenure in Phoenix.

LAST MEETING

76ers 124, PISTONS 92 – DECEMBER 15, 2023 – WELLS FARGO CENTER – PHILADELPHIA, PA – GAME #25 (2-23, 1-11 AWAY)

| TEAM | 1 | 2 | 3 | 4 | OT | FINAL | FG | FGA | FG% | 3FG% | FT% | OR | DR | TR | A | PF | ST | TO | BS |
|------|----|----|----|----|----|-------|----|-----|------|------|------|----|----|----|----|----|----|----|----|
| DET | 22 | 17 | 23 | 30 | - | 92 | 35 | 81 | .432 | .190 | .783 | 7 | 35 | 42 | 19 | 25 | 3 | 21 | 7 |
| PHI | 26 | 35 | 33 | 30 | - | 124 | 41 | 98 | .418 | .378 | .903 | 16 | 38 | 54 | 24 | 23 | 17 | 12 | 8 |

Key Moments: The 76ers opened the game on a 17-5 run with 5:11 remaining in the first quarter, but the Pistons cut the lead to four (26-22) by the end of the frame...Philadelphia used a 13-2 run to stretch a 9-point (46-37) lead into a 20-point (59-39) lead with 50.5 seconds remaining in the first half...The 76ers opened the second half on a 21-11 run to grow their lead to 32 (82-50) with 6:19 left in the third quarter and led by 30+ for the remainder of the game.

Inactive for Detroit: Cazalon (G League - Two-Way), Duren (Injury/Illness - Left Ankle; Sprain), Morris (Injury/Illness - Right Quadriceps; Strain), Rhoden (G League - Two-Way), Umude (G League - Two-Way)

Inactive for Philadelphia: Council IV (G League - Two-Way), Smart (G League - Two-Way), Smith (G League - Two-Way)





- DIGITS OF DETROIT -



double-doubles by **Jalen Duren** this season, tied for the eighth-most in the NBA and ranks as the sixth-most by any player in their age-20 season in NBA history. Duren's 11.6 rebounds per game this season are also the fourth-most by any 20-year old and he is the only such player in NBA history to average at least 11 points, 11 rebounds and two assists.

straight games that **Cade Cunningham** has scored 30 points, tied with Dec. 26-30 of this season for the longest streak of his career. In the process, he passed Dave Bing (63 games in 1972-73) to become the fastest player in franchise history to reach 1400 PTS and 450 AST in a season (62 games). He has 18 30-burgers this season, the fourth-most through 75 team games in the past 30 seasons.



total points scored by **Chimezie Metu** since signing with Detroit on March 20, the fourth-most on the team in that span. Metu also ranks third with 53 total rebounds (9.8 PPG, 5.3 RPG). He scored a Pistons career-high 20 points against Brooklyn in a career-high 43 minutes, shooting a perfect 9-of-9 from the floor and 2-of-2 from deep.

points scored by **Jaylen Nowell** in each of his last two outings against Memphis (4/5) and Brooklyn (4/6). It set and tied his most points as a Piston and as he has now scored 10+ points four times this season after doing so twice for the Grizzlies in December. Nowell is shooting .588 (10-of-17) from the floor and .500 3PT% (2-of-4) over his last two games with 3.5 rebounds as well.



free throw percentage by the Pistons (355-of-428) since March 1, third in the NBA in that span. Detroit shot .843 FT% in March, the highest FT% in a month in franchise history. The Pistons are sixth in the NBA with an .809 FT% since the All-Star break. Detroit's .787 team FT% this season is the second-highest in franchise history (.788 in 1984-85).

players that have played a game for the Pistons this season, the most in franchise history and one behind this season's Memphis Grizzlies for the most in NBA history. Chimezie Metu and Buddy Boeheim became the 29th and 30th player to enter a game as a Piston this season on March 20 against Indiana and **Jaylen Nowell** became player No. 31 on April 5 in Memphis.



personal fouls called on the Pistons this season, which is the second-most in the NBA per game (21.0). Detroit has allowed the third-most opponent free throw attempts per game (25.0) in the league as well. Since the All-Star break (Feb. 22), Detroit has allowed the ninth-most free throw attempts per game (21.2) and have attempted the ninth-most (21.2).



Monty Williams

Head Coach • 1st Season with the Pistons • 9th season as a Head Coach in the NBA

CAREER REGULAR SEASON RECORD (10TH SEASON): 379-401 (.486)

REGULAR SEASON RECORD WITH PISTONS (1ST SEASON): 13-65 (.167)

CAREER PLAYOFF RECORD (5 PLAYOFF APPEARANCES): 29-27 (.518)

Monty Williams was named head coach of the Detroit Pistons on June 2, 2023.

The 2021-22 NBA Coach of the Year joined Detroit after serving as head coach of the Phoenix Suns for four years, leading the club to its first NBA Finals berth since 1993, a franchise-record 64 wins during the 2021-22 season and a Western Conference title, two Pacific Division titles and three playoff appearances in four seasons.

Over nine seasons as an NBA head coach with Phoenix and the New Orleans Hornets/Pelicans, Williams holds a .522 regular season winning percentage (367-336) including a .518 playoff winning percentage (29-27). In addition to nine seasons as an NBA head coach, he has totaled seven seasons as an assistant coach, two seasons in a front office role, one season as a coaching intern and nine seasons as a player, giving him 28 years of NBA experience since being drafted in 1994.

Williams took over the Suns in 2019-20, one year after the team had the second-worst record (19-53) in the NBA. In his first two seasons he led the team to consecutive increases of at least 15 wins despite fewer games being played in both the 2019-20 and 2020-21 shortened seasons. By accomplishing this, the Suns became just the fifth team in NBA history to increase its win total by 15-plus games in successive seasons. Over the last 45 years, the Suns became just the third team to improve from a bottom two record to a top two record in two seasons or less.

In his first season as Suns head coach, Williams helped transform the team's culture and oversaw a 15-win improvement from the season before his arrival despite playing nine fewer games, tied for the largest improvement in the NBA in 2019-20. He was named the NBA Head Coach of the Seeding Games after guiding the Suns to an 8-0 record in the NBA Bubble.

Williams led the Suns to another 15+-win improvement in 2020-21 (51-31), as Phoenix captured their first Pacific Division title since 2007. The Suns led the NBA in assists (27.2 per game) with the 10th-best scoring offense. The high-powered offense sent Phoenix to their first NBA Finals appearance since 1993 by defeating the L.A. Lakers (4-2), Denver Nuggets (4-0) and Los Angeles Clippers (4-2) to secure the Western Conference Title. The Suns fell to the Milwaukee Bucks (2-4) in the Finals despite Devin Booker's 28.2 points per game.

Williams guided the Suns to the best Western Conference record in the first half of the 2021-22 season, earning a berth as head coach of Team LeBron in the 2022 NBA All-Star Game in Cleveland. He led the Suns to the NBA's best record and second consecutive Pacific Division title in 2021-22 and set the franchise record for wins (64) and road wins in a season (32).

For his success, Williams was named the recipient of the Red Auerbach Trophy as the 2021-22 NBA Coach of the Year. He joined Cotton Fitzsimmons (1988-89) and Mike D'Antoni (2004-05) as the only Suns coaches to win the award. Recognized by his peers in an honor voted on by all 30 NBA head coaches, Williams won the Michael H. Goldberg NBA Coach of the Year Award in back-to-back seasons in 2020-21 and 2021-22. During his tenure in Phoenix, Williams earned four Western Conference Coach of the Month Awards to join Alvin Gentry and Mike D'Antoni as the only Suns coaches to win the award multiple times in the same season. He joined D'Antoni as the only Suns coaches to win the award at least four times while with Phoenix.

Prior to his time in Phoenix, Williams spent five seasons as head coach of the New Orleans Hornets/Pelicans from 2010-2015, leading the team to two playoff appearances. In his first season, the Hornets won 46 games and he was named Western Conference Coach of the Month for January, 2011 and led New Orleans' return to the playoffs after missing the season prior.

Following the departure of All-NBA guard Chris Paul prior to the 2011-12 season, Williams oversaw the growth and development of one of the league's youngest rosters, increasing the team's win total in three straight seasons culminating in 45 wins in 2014-15. Williams earned his start in coaching as a coaching intern with the San Antonio Spurs for the 2004-05 season when the team won an NBA Championship. Before returning to the bench in 2018-19 as an assistant with Philadelphia, he spent two seasons in the Spurs' front office as vice president of basketball operations from 2016-2018.

Williams also served as one of three assistant coaches for the USA Basketball Men's National Team from 2013-2016. As a member of Mike Krzyzewski's staff, he assisted the USA to perfect overall record of 26-0 and a gold medal at the 2014 FIBA World Cup in Spain and the 2016 Olympics in Brazil.

Drafted 24th overall in the 1994 NBA Draft by the Knicks out of the University of Notre Dame, Williams played nine seasons in the NBA and averaged 6.3 points in 456 games with New York, San Antonio, Denver, Orlando and Philadelphia. Of the seven head coaches he played for throughout his NBA career, six won the NBA Coach of the Year Award at least once at some point in their careers (Pat Riley, Don Nelson, Gregg Popovich, Mike D'Antoni, Doc Rivers, Larry Brown) and four have been enshrined in the Naismith Basketball Hall of Fame (Riley, Nelson, Brown, Popovich).

Williams was born in Fredericksburg, Virginia and attended Potomac High School in Oxon Hill, Maryland. Recognized as a revered friend and role model to many in the basketball community and beyond, Williams was also named the recipient of the inaugural Sager Strong Award at the 2017 NBA Awards. The award honors the late, iconic Turner Sports sideline reporter, Craig Sager, and presented annually to an individual who has been a trailblazer while exemplifying courage, faith, compassion and grace.

MONTY WILLIAMS' OVERALL RECORD

REGULAR SEASON

| Year | Team | W-L | Pct |
|---------------|----------|----------------|-------------|
| 2010-11 | Hornets | 46-36 | .561 |
| 2011-12 | Hornets | 21-45 | .318 |
| 2012-13 | Hornets | 27-55 | .329 |
| 2013-14 | Pelicans | 34-48 | .415 |
| 2014-15 | Pelicans | 45-37 | .549 |
| 2019-20 | Suns | 34-39 | .466 |
| 2020-21 | Suns | 51-21 | .708 |
| 2021-22 | Suns | 64-18 | .780 |
| 2022-23 | Suns | 44-37 | .543 |
| 2023-24 | Pistons | 13-65 | .167 |
| TOTALS | | 379-401 | .486 |

MONTY WILLIAMS' ALL-TIME RECORD VS. THE NBA (ENTERING 04/09/2024)

VS. EAST CONFERENCE: 158-145

| TEAM | W | L | TEAM | W | L | TEAM | W | L |
|-----------------|-----------|-----------|----------------|-----------|-----------|------------------|-----------|-----------|
| 76ers | 12 | 8 | Bucks | 12 | 9 | Hawks | 9 | 11 |
| Celtics | 10 | 10 | Bulls | 12 | 8 | Heat | 8 | 13 |
| Knicks | 9 | 10 | Cavaliers | 11 | 8 | Hornets | 17 | 4 |
| Nets | 11 | 10 | Pacers | 7 | 15 | Magic | 11 | 10 |
| Raptors | 9 | 11 | Pistons | 12 | 5 | Wizards | 8 | 13 |
| ATLANTIC | 51 | 49 | CENTRAL | 54 | 45 | SOUTHEAST | 53 | 51 |

VS. WEST CONFERENCE: 221-256

| TEAM | W | L | TEAM | W | L | TEAM | W | L |
|------------------|-----------|-----------|----------------|-----------|-----------|------------------|-----------|-----------|
| Jazz | 18 | 14 | Clippers | 13 | 21 | Grizzlies | 16 | 21 |
| Nuggets | 13 | 21 | Kings | 19 | 17 | Mavericks | 16 | 18 |
| Thunder | 15 | 19 | Lakers | 14 | 20 | Pelicans | 8 | 7 |
| Timberwolves | 19 | 12 | Suns | 8 | 12 | Rockets | 17 | 17 |
| Trail Blazers | 16 | 18 | Warriors | 13 | 21 | Spurs | 16 | 18 |
| NORTHWEST | 81 | 84 | PACIFIC | 67 | 91 | SOUTHWEST | 73 | 81 |

CAREER REGULAR SEASON RECORD: 379-401

REGULAR SEASON RECORD WITH PISTONS: 13-65

| 2023-24 COACHES CHALLENGE | TOTAL | SUCCESSFUL | UNSUCCESSFUL | PCT |
|---------------------------|-------|------------|--------------|-------|
| Detroit Pistons | 27 | 13 | 14 | 48.1% |





TEAM NOTES 2023-24

CHARITABLE DONATION: In a win against the Kings on Feb. 7, Detroit shot a perfect 22-of-22 from the free throw line. It was their second time this season going perfect from the stripe, joining a 9-of-9 effort against the Grizzlies on Dec. 12. It was their fifth-most makes from the line without missing a shot in franchise history and the most since they went 24-of-24 against Milwaukee on Jan. 12, 2012. It was the fifth-most free throws made without a miss by any team this season.

The Pistons shot .843 FT% (301-of-357) in March, the highest free throw percentage across 16 games and in a single month in franchise history. They are third in the NBA since March 1 shooting .829 FT% and are sixth in the NBA with a .809 FT% since the All-Star break.

In addition, the Pistons are in the midst of one of the best free throw-shooting seasons in franchise history (*see tables to right*). They are led by Marcus Sasser (.873 FT%).

BOARD DOMINANT: The Pistons held a +78 margin on the boards from March 5-15, tied for their highest across six games in franchise history (*see tables to right*). Detroit had a streak of four consecutive games with 50+ rebounds from March 7-13, their longest since Nov. 29 - Dec. 9, 1991.

COMEBACK CITY: After trailing by 23 points (92-69) with 4:59 left in the third quarter against Portland on Feb. 8, the Pistons stormed back to earn a 128-122 victory in overtime. It was tied as the team's largest comeback win since 1997-98, joining Jan. 8, 2021 against Phoenix. It was three points behind their franchise-record 26-point comeback on Feb. 8, 1974, also against Phoenix. Jalen Duren scored 27 points with a career-high 22 rebounds in the win, Jaden Ivey had 26 points on 7-of-7 3FG and Cade Cunningham scored 23, the first time the trio has each scored 20+ points in the same game.

RUN IT UP: Detroit scored 148 points against Utah on Jan. 3, 2024. It was their most points of the season and the most in franchise history since their NBA-record 186 against Denver in a triple overtime contest on Dec. 13, 1983. The Pistons have scored at least 140 points 32 times in franchise history and four times since 2000. They scored 141 in an overtime win against Charlotte last season (12/14/22).

DIME CITY: The Pistons dished out 30+ assists in five consecutive games from Jan. 10-20, the second-longest streak in franchise history (6, April 4-12, 1985) and tied as the fourth-longest streak in the NBA this season.

SECOND UNIT SCORERS: Led in bench scoring by Simone Fontecchio (16.0 PPG), Detroit's second unit ranks 7th in the NBA with 38.8 points per game and 16th with a .347 3PT% this season.

On Jan. 20 against Milwaukee, the Pistons tied their franchise record with 85 bench points, the most by any bench unit in the NBA this season. The bench scored 60+ points in three of four games from Jan. 15 - 22 and scored 68 against Atlanta on April 4, led by a 50-piece from Malachi Flynn.

EVERY DAY I'M HUSTLIN: See below where the Pistons rank among the league in a number of hustle categories:

LOOSE BALLS RECOVERED

| TEAM | PER GAME |
|----------------|------------|
| Memphis | 6.2 |
| Dallas | 6.0 |
| Philadelphia | 5.8 |
| Phoenix | 5.8 |
| Golden State | 5.7 |
| Chicago | 5.6 |
| New Orleans | 5.6 |
| Detroit | 5.6 |
| Indiana | 5.6 |

Jaden Ivey is 26th in the NBA with 59 loose balls recovered (0.8 per game)

CONTESTED SHOTS

| TEAM | PER GAME |
|----------------|-------------|
| Oklahoma City | 47.4 |
| Detroit | 47.3 |
| Boston | 47.1 |
| Golden State | 45.0 |
| Indiana | 43.9 |
| Milwaukee | 43.8 |

PACE

| TEAM | PACE |
|----------------|--------------|
| Washington | 103.0 |
| Indiana | 102.1 |
| San Antonio | 101.8 |
| L.A. Lakers | 101.4 |
| Atlanta | 100.9 |
| Milwaukee | 100.8 |
| Dallas | 100.7 |
| Oklahoma City | 100.6 |
| Detroit | 100.5 |

Number of possessions per 48 minutes

SCREEN ASSIST PTS

| TEAM | PTS |
|----------------|-------------|
| Golden State | 29.1 |
| Sacramento | 24.6 |
| Charlotte | 23.4 |
| Dallas | 23.0 |
| Atlanta | 22.0 |
| Denver | 21.9 |
| Cleveland | 21.7 |
| Houston | 21.4 |
| Detroit | 21.2 |

Average number of points scored directly off of a screen per game

HIGHEST TEAM FT%, FRANCHISE HISTORY

| YEAR | FT% | FTM | FTA |
|----------------|-------------|-------------|-------------|
| 1984-95 | .788 | 21.7 | 27.6 |
| 2023-24 | .787 | 17.2 | 21.8 |
| 1985-86 | .783 | 22.0 | 28.0 |
| 2021-22 | .782 | 17.2 | 22.0 |

BEST FREE THROW PERCENTAGE IN A MONTH FRANCHISE HISTORY (MIN. 9 GAMES)

| DATES | FT% | FTM | FTA |
|--------------------|-------------|-------------|-------------|
| March, 2024 | .843 | 18.8 | 22.3 |
| March, 1975 | .837 | 23.3 | 27.8 |
| April, 1985 | .835 | 21.3 | 25.6 |
| November, 1985 | .834 | 25.1 | 30.1 |
| November, 1973 | .820 | 21.6 | 26.3 |

BEST COMBINED REBOUND ADVANTAGE OVER SIX GAMES, FRANCHISE HISTORY

| DATES | REB. MARGIN |
|-------------------------|-------------|
| March 5-15, 2024 | +78 |
| March 19-31, 1985 | +78 |
| Jan. 7-17, 2004 | +77 |
| Jan. 11-19, 2004 | +76 |





YOUTH MOVEMENT: Detroit sported the second-youngest roster in the NBA after their moves at the All-Star break. With a primary starting lineup all under 23 years old prior to season-ending injuries to Ausar Thompson and Isaiah Stewart (see chart below), the Pistons are the second-youngest roster in the league, weighted by minutes played. Taj Gibson (38 years old), Evan Fournier (31), Simone Fontecchio (28) and Chimezie Metu (27) are the only players over the age of 26.

YOUNGEST ROSTERS, NBA 2022-23

| TEAM | AVG. AGE, WEIGHTED BY MINUTES PLAYED |
|------------------------|--------------------------------------|
| San Antonio Spurs | 23.2 |
| Oklahoma City Thunder | 23.6 |
| Detroit Pistons | 24.1 |
| Orlando Magic | 24.2 |
| Memphis Grizzlies | 24.7 |

Acquired in a draft-day deal after being selected 16th overall by Portland in 2020, **Isaiah Stewart** is the longest-tenured Piston on the roster (four seasons)

Data provided by Michael Marzec, [NBAage.com](https://www.nbaage.com)

START 'EM YOUNG: Prior to injuries, Detroit's starting lineup was comprised of five lottery picks under 23 years old, with an average age of 21.6 years old. When all five of **Cade Cunningham**, **Jaden Ivey**, **Ausar Thompson**, **Isaiah Stewart** and **Jalen Duren** started together for the first time on November 27, 2023, against Washington, it was just the 11th time in franchise history that all five Pistons starters were younger than 22 years, 190 days old. It was the third such unique lineup, joining Cunningham, Thompson, Stewart, Duren and Killian Hayes (eight times, 10/25 to 11/10/23) and Ivey, Hayes, Duren, R.J. Hampton and James Wiseman (twice, 4/7 to 4/9/23).

HITTING THE LOTTERY: The Pistons have had 10 players formerly drafted in the lottery (first round, picks 1-14) suit up for them this season, the most in the NBA (Indiana, Sacramento, Toronto, nine). It is tied as the 22nd-most lottery picks to play for a team in NBA history and it is the eighth instance in the last 10 seasons (since 2013-14). See below the list of lottery picks that have donned a Pistons jersey this season (see table below).

HITTING THE COURT: The 2023-24 Pistons have seen 31 individual players take the court this season, one behind the 2023-24 Memphis Grizzlies for the most in a single season in NBA history. Taj Gibson became the franchise record-setting 28th player to take the court on March 18 in Boston, and Chimezie Metu and Buddy Boeheim entered the game on March 20 against Indiana to tie the then-record 30. Jaylen Nowell tied the previous record by becoming player No. 31 on April 5 in Memphis. The Pistons have had 57 different players appear in a game over the past three seasons.

FORMER LOTTERY PICKS, PISTONS 2023-24

| NAME | YEAR | PICK | TEAM |
|--------------------|------|------|------|
| Ausar Thompson | 2023 | 5 | DET |
| Jaden Ivey | 2022 | 5 | DET |
| Jalen Duren | 2022 | 13 | CHA |
| Cade Cunningham | 2021 | 1 | DET |
| James Wiseman | 2020 | 2 | GSW |
| *Killian Hayes | 2020 | 7 | DET |
| *Marvin Bagley III | 2018 | 2 | SAC |
| *Kevin Knox II | 2018 | 9 | NYK |
| *Alec Burks | 2011 | 12 | UTA |
| *Danilo Gallinari | 2008 | 6 | NYK |

*No longer on Detroit's active roster





#35) BUDDY BOEHEIM
G • 2ND SEASON IN THE NBA
HT: 6'6" • WT: 195
SYRACUSE/USA




#7) TROY BROWN JR.
G/F • 6TH SEASON IN THE NBA
HT: 6'6" • WT: 209
OREGON/USA



#2) CADE CUNNINGHAM
G • 3RD SEASON IN THE NBA
HT: 6'6" • WT: 217
OKLAHOMA STATE/USA



#0) JALEN DUREN
C • 2ND SEASON IN THE NBA
HT: 6'10" • WT: 250
MEMPHIS/USA



#18) TOSAN EVBUOMWAN
F • ROOKIE
HT: 6'8" • WT: 219
PRINCETON/UNITED KINGDOM




#14) MALACHI FLYNN
G • 4TH SEASON IN THE NBA
HT: 6'1" • WT: 185
SAN DIEGO STATE/USA



#19) SIMONE FONTECCHIO
F • 2ND SEASON IN THE NBA
HT: 6'7" • WT: 200
BASKONIA/ITALY



#31) EVAN FOURNIER
G/F • 12TH SEASON IN THE NBA
HT: 6'7" • WT: 213
POITIERS BASKET 86/France



#67) TAJ GIBSON
C • 15TH SEASON IN THE NBA
HT: 6'9" • WT: 234
USC/USA



#24) QUENTIN GRIMES
G • 3RD SEASON IN THE NBA
HT: 6'5" • WT: 207
HOUSTON/USA



#23) JADEN IVEY
G • 2ND SEASON IN THE NBA
HT: 6'4" • WT: 195
PURDUE/USA



#5) CHIMEZIE METU
F/C • 6TH SEASON IN THE NBA
HT: 6'9" • WT: 225
USC/USA



#20) JAYLEN NOWELL
G • 5TH SEASON IN THE NBA
HT: 6'5" • WT: 208
WASHINGTON/USA



#8) JARED RHODEN
G • 2ND SEASON IN THE NBA
HT: 6'6" • WT: 210
SETON HALL/USA



#25) MARCUS SASSER
G • ROOKIE
HT: 6'2" • WT: 195
HOUSTON/USA



#28) ISAAH STEWART
C • 4TH SEASON IN THE NBA
HT: 6'9" • WT: 250
WASHINGTON/USA



#9) AUSAR THOMPSON
F • ROOKIE
HT: 6'7" • WT: 215
OVERTIME ELITE/USA



#17) STANLEY UMUDE
G • 1ST SEASON IN THE NBA
HT: 6'6" • WT: 210
ARKANSAS/USA



#13) JAMES WISEMAN
C • 4TH SEASON IN THE NBA
HT: 7'0" • WT: 255
MEMPHIS/USA



+ + + + + + + + + +

BUDDY BOEHEIM

2nd Season in the NBA
2nd Season with the Pistons

PRIOR:
Syracuse

35 • GUARD

HEIGHT: 6-6
WEIGHT: 195
BIRTHDATE: 11/11/99
COUNTRY: USA
ACQUIRED: FREE AGENCY



| | GP | GS | PPG | RPG | APG | SPG | BPG | MPG | FG% | 3FG% | FT% |
|---------|----|----|-----|-----|-----|------|------|-----|------|------|-------|
| 2023-24 | 7 | 0 | 4.0 | 1.1 | 0.4 | 0.00 | 0.14 | 9.5 | .320 | .333 | 1.000 |
| Career | 17 | 0 | 2.6 | 0.8 | 0.4 | 0.12 | 0.06 | 9.2 | .250 | .239 | 1.000 |

| | POINTS | | | REB | AST | BLK | STL | | | |
|---------|--------|-----|-----|-----|-----|-----|-----|---------|---------|----|
| | 10+ | 20+ | 30+ | 10+ | 10+ | 3+ | 3+ | DBL-DBL | TPL-DBL | |
| 2023-24 | 1 | -- | -- | -- | -- | -- | -- | -- | -- | -- |
| Career | 1 | -- | -- | -- | -- | -- | -- | -- | -- | -- |

RECENT GAMES

| OPPONENT | W/L | MIN | FG-A | 3P-A | FT-A | OR | DR | TR | A | PF | ST | TO | BS | PTS |
|-------------|-----|------|------|------|------|----|----|----|---|----|----|----|----|-----|
| 4/6 at BKN | L | 9:52 | 1-2 | 1-2 | 0-0 | 0 | 0 | 0 | 0 | 1 | 0 | 0 | 0 | 3 |
| 4/5 at MEM | L | 7:12 | 0-3 | 0-2 | 0-0 | 0 | 0 | 0 | 0 | 0 | 0 | 0 | 0 | 0 |
| 4/3 at ATL | L | | | | | | | | | | | | | |
| 4/1 vs. MEM | L | | | | | | | | | | | | | |
| 3/29 at WAS | W | | | | | | | | | | | | | |

| | 2023-24 HIGHS | CAREER HIGHS |
|------|----------------------------|------------------------------|
| PTS | 13 vs. NOP 3/24/24 | 13 vs. NOP 3/24/24 |
| FGM | 4 vs. NOP 3/24/24 | 4 vs. NOP 3/24/24 |
| FGA | 8 vs. NOP 3/24/24 | 8 vs. NOP 3/24/24 |
| 3FGM | 3 vs. NOP 3/24/24 | 3 vs. NOP 3/24/24 |
| 3FGA | 7 vs. NOP 3/24/24 | 7 2 times (vs. NOP, 3/24/24) |
| FTM | 3 vs. IND 3/20/24 | 3 vs. IND 3/20/24 |
| FTA | 3 vs. IND 3/20/24 | 3 vs. IND 3/20/24 |
| OREB | 1 vs. IND 3/20/24 | 2 at WAS 3/14/23 |
| DREB | 3 2 times (@ NYK, 3/25/24) | 3 2 times (@ NYK, 3/25/24) |
| TREB | 3 2 times (@ NYK, 3/25/24) | 3 2 times (@ NYK, 3/25/24) |
| ASTS | 3 vs. NOP 3/24/24 | 3 vs. NOP 3/24/24 |
| STLS | -- | 2 vs. IND 3/13/23 |
| BLKS | 1 at NYK 3/25/24 | 1 at NYK 3/25/24 |
| MINs | 22 vs. NOP 3/24/24 | 23 at WAS 3/14/23 |

Boeheim scored a career-high **13** points against New Orleans (3/22) while setting career-highs in 3-pointers (3) and minutes played (22).

G LEAGUE RECAP: Averaged 15.4 points, 3.4 rebounds, 1.5 assists and 0.8 steals on .444 FG% and .416 3PT% across 46 total games for the Motor City Cruise this season...Shooting .427 3PT% in the G League regular season and ranks second in the G with 111 3-point field goals.

Boeheim became the fourth Cruise player with 40+ points in a game on March 18 and has averaged 23.6 points, 4.8 rebounds and 2.2 assists on .387 3PT% (24-of-62) over his last five G League contests (see table below). He made at least three 3-pointers in each of his previous 10 G League games.

Buddy Boeheim recent G League Games:

| DATE | PTS | REB | AST | FG | FG% | 3P | 3PT% |
|------|-----|-----|-----|-------|------|------|------|
| 3/18 | 40 | 3 | 1 | 15-30 | .500 | 5-14 | .357 |
| 3/16 | 31 | 7 | 3 | 9-22 | .409 | 6-18 | .333 |
| 3/15 | 15 | 6 | 2 | 5-16 | .313 | 5-12 | .417 |
| 3/9 | 14 | 4 | 2 | 4-11 | .364 | 4-10 | .400 |
| 3/5 | 18 | 4 | 3 | 6-11 | .545 | 4-8 | .500 |

CAREER HIGHLIGHTS: Appeared in 10 games for the Pistons last season and averaged 1.6 points, 0.6 rebounds and 0.4 assists in 9.9 minutes per game...Boeheim scored a season-high eight points with a season-high two rebounds and two assists at WAS (3/14)...Appeared in 35 games for the Motor City Cruise and averaged 10.9 points (.374 3PT%), 3.1 rebounds, 1.2 assists and 0.7 steals in 25.1 minutes per game.

Collegiate Career: Earned First-Team All-ACC honors as a senior as Syracuse, where he was a four-year player (2018-22)...Selected to the preseason All-ACC First Team...Named to the preseason Jerry West Shooting Guard Award watch list and to the preseason watch lists for the NABC Player of the Year, the Naismith Trophy and the Wooden Award...Finished with 1765 points in 121 career games, 13th most in Syracuse Orange history.





7 • GUARD/FORWARD

TROY BROWN JR.

6th Season in the NBA
1st Season with the Pistons

PRIOR:
Oregon

HEIGHT: 6-6
WEIGHT: 209
BIRTHDATE: 07/28/99
COUNTRY: USA
ACQUIRED: ACQUIRED VIA TRADE ON 2/7/24



| | GP | GS | PPG | RPG | APG | SPG | BPG | MPG | FG% | 3FG% | FT% |
|---------|-----|----|-----|-----|-----|------|------|------|------|------|------|
| 2023-24 | 55 | 11 | 4.3 | 2.3 | 1.0 | 0.33 | 0.04 | 13.3 | .390 | .353 | .857 |
| Career | 352 | 95 | 6.2 | 3.6 | 1.4 | 0.65 | 0.12 | 19.0 | .425 | .354 | .782 |

| | POINTS | REB | AST | BLK | STL | DBL-DBL | TPL-DBL |
|---------|--------|-----|-----|-----|-----|---------|---------|
| 2023-24 | 10+ | 20+ | 30+ | 10+ | 10+ | 3+ | 3+ |
| 2023-24 | 5 | 1 | -- | -- | -- | -- | -- |
| Career | 76 | 8 | -- | 12 | -- | -- | 17 |

RECENT GAMES

| OPPONENT | W/L | MIN | FG-A | 3P-A | FT-A | OR | DR | TR | A | PF | ST | TO | BS | PTS |
|-------------|-----|-------|------|------|------|----|----|----|---|----|----|----|----|-----|
| 4/6 at BKN | L | 34:21 | 5-12 | 5-8 | 0-0 | 1 | 1 | 2 | 0 | 2 | 1 | 1 | 0 | 15 |
| 4/5 at MEM | L | 22:36 | 2-6 | 1-3 | 0-0 | 2 | 5 | 7 | 3 | 1 | 2 | 1 | 0 | 5 |
| 4/3 at ATL | L | 24:18 | 2-4 | 0-2 | 2-2 | 1 | 4 | 5 | 2 | 1 | 1 | 0 | 0 | 6 |
| 4/1 vs. MEM | L | 18:17 | 0-2 | 0-0 | 0-0 | 0 | 4 | 4 | 0 | 0 | 2 | 0 | 0 | 0 |
| 3/29 at WAS | W | 18:53 | 1-4 | 1-2 | 1-2 | 0 | 2 | 2 | 0 | 1 | 1 | 1 | 0 | 4 |

| | 2023-24 HIGHS | CAREER HIGHS |
|------|-------------------------------|------------------------------|
| PTS | 20 at MEM 12/8/23 | 26 at NYK 12/23/19 |
| FGM | 8 at MEM 12/8/23 | 10 vs. DEN 1/4/20 |
| FGA | 12 at BKN 4/6/24 | 18 vs. NYK 12/28/19 |
| 3FGM | 5 at BKN 4/6/24 | 5 2 times (@ BKN, 4/6/24) |
| 3FGA | 8 2 times (@ BKN, 4/6/24) | 10 vs. MEM 1/20/23 |
| FTM | 4 4 times (vs. NOP, 3/24/24) | 6 3 times (vs. NOP, 11/2/22) |
| FTA | 6 vs. OKC 11/28/23 | 7 3 times (@ ORL, 1/8/20) |
| OREB | 3 vs. SAC 11/24/23 | 7 at BKN 1/30/23 |
| DREB | 6 2 times (vs. NOP, 3/24/24) | 12 vs. DEN 1/4/20 |
| TREB | 7 2 times (@ MEM, 4/5/24) | 17 at BKN 1/30/23 |
| ASTS | 4 2 times (vs. IND, 12/16/23) | 8 2 times (vs. IND, 8/3/20) |
| STLS | 2 3 times (@ MEM, 4/5/24) | 6 vs. DET 1/11/22 |
| BLKS | 1 2 times (vs. SAS, 12/6/23) | 2 4 times (vs. CHI, 3/26/23) |
| MINS | 34 at BKN 4/6/24 | 42 at DEN 3/31/19 |

NEW FACES: Brown Jr. was acquired from Minnesota on February 8 along with Shake Milton and a 2030 second round pick for Monte Morris.

PRIOR TO THE PISTONS: Recorded his eighth career 20-point game on Dec. 8 against Memphis on 8-of-10 shooting and 4-of-6 from behind the line.... Nailed multiple 3-pointers eight times...Had 10 points with seven rebounds against Sacramento on Nov. 24...Scored 17 points on 5-6 FG, 3-4 3FG, 4-6 FT on Nov. 28 against Oklahoma City.

2022-23 SEASON SUMMARY: Appeared in 76 games (45 starts) with the Los Angeles Lakers, averaging 7.1 points, 4.1 rebounds and 1.3 assists in 24.5 minutes...Led the team in rebounds twice, assists once, steals 20 times and blocks six times...Scored in double figures 22 times...Tallied two double-doubles... Had a season-high 19 points with one rebound, four assists, one steal and a career-high two blocks on March 1 at Oklahoma City...Recorded 11 points, a career-high 17 rebounds and four assists on Jan. 30 at Brooklyn, good for his second double-double of the season...Had first double-double of the season on Nov. 2 vs. New Orleans with 15 points and 10 rebounds...Made Lakers debut on Oct. 23 vs. Portland, tallying four points, four rebounds, one assist and one steal...Missed two games (Oct. 18-20) with low back soreness, one game (Nov. 30) with left foot soreness and three games (Jan. 6-9) with a left quad strain...(Play-In): Appeared in one game against the Minnesota Timberwolves, tallying two points, four rebounds, two assists and two steals in 17 minutes...Playoffs: Appeared in 12 of the Lakers 16 playoff games in 2023, averaging 1.8 points and 2.0 rebounds in 10.3 minutes of action per game...Saw his best game of the playoffs on Apr. 24 vs. Memphis when he finished with six points on 3-of-5 shooting and four rebounds

PERSONAL: Played one season at University of Oregon in 2017-18, averaging 11.3 points and 6.2 rebounds, starting all 35 games...Son of Lynn and Troy Brown Sr...His mother ran track and father played basketball at Texas A&M University-Kingsville... Both parents are also State of Nevada corrections officers...His sister Jada played basketball at Kansas (graduated in 2017)...Named to the 2017 McDonald's All-America team and played in the McDonald's All-America Game, where he scored 12 points with 7 rebounds...Named First Team All-Nevada by USA Today (2016)... All-American honorable mention both his sophomore and junior years... Three-time All-State first team...One of 18 players on the 2016 USA Basketball Men's U17 World Championship Team...Selected to play in the 2017 Jordan Brand Classic...One of 12 players chosen to play in the 2017 Nike Hoop Summit hosted by USA basketball





2 • GUARD

CADE CUNNINGHAM

3rd Season in the NBA
3rd Season with the Pistons

PRIOR:
Oklahoma State

HEIGHT: 6-6
WEIGHT: 217
BIRTHDATE: 09/25/01
COUNTRY: USA
ACQUIRED: 1ST OVERALL IN 2021



| | GP | GS | PPG | RPG | APG | SPG | BPG | MPG | FG% | 3FG% | FT% |
|---------|-----|-----|------|-----|-----|------|------|------|------|------|------|
| 2023-24 | 62 | 62 | 22.7 | 4.3 | 7.5 | 0.90 | 0.35 | 33.5 | .449 | .355 | .869 |
| Career | 138 | 138 | 20.0 | 5.0 | 6.5 | 1.04 | 0.52 | 33.1 | .432 | .329 | .858 |

| | POINTS | REB | AST | BLK | STL | DBL-DBL | TPL-DBL |
|---------|--------|-----|-----|-----|-----|---------|---------|
| 2023-24 | 57 | 42 | 18 | -- | 16 | 14 | -- |
| Career | 120 | 73 | 21 | 8 | 24 | 27 | 2 |

RECENT GAMES

| OPPONENT | W/L | MIN | FG-A | 3P-A | FT-A | OR | DR | TR | A | PF | ST | TO | BS | PTS |
|-------------|-----|-------|-------|------|------|----|----|----|---|----|----|----|----|-----|
| 4/6 at BKN | L | | | | | | | | | | | | | |
| 4/5 at MEM | L | | | | | | | | | | | | | |
| 4/3 at ATL | L | | | | | | | | | | | | | |
| 4/1 vs. MEM | L | 34:02 | 13-22 | 3-4 | 7-8 | 1 | 3 | 4 | 8 | 1 | 2 | 4 | 1 | 36 |
| 3/29 at WAS | W | 36:56 | 13-33 | 2-5 | 5-5 | 1 | 7 | 8 | 7 | 3 | 2 | 3 | 0 | 33 |

Injury List — Missed 8 games due to Left Knee; Strain (1/9 through 1/24/24); Missed 8 games due to Left Knee; Injury Management (1/28; 2/7; 3/18; 3/24 through 3/25/24; 4/3 through 4/6/24)

Cade Cunningham ranks **23rd** in the NBA with **22.7** points and **8th** with **7.5** assists per game.

His current streak of three consecutive 30-point games is tied as the longest of his career.

30-BURGERS: Detroit's leading scorer, Cunningham scored 30+ points in five of six games from December 26 to January 5. He averaged 28.3 points, 4.8 rebounds, 8.7 assists, 1.0 steals and 0.8 blocks while shooting .525 FG% in 37.0 minutes per game in that span.

Cunningham reached 30 points four times in 10 games after the All-Star break, averaging 25.4 points, 7.9 assists, 5.1 rebounds and 0.5 steals on .481 FG%, .438 3PT% and .913 FT% in that span. He joined Isiah Thomas (nine times), Dave Bing (four times) and Grant Hill (once) as the only players in franchise history to average at least 25 points, seven assists and five rebounds over any 10-game span, and had the highest 3PT% of the group.

He is on pace to join Dave Bing (three times) and Isiah Thomas (once) as the only players in franchise history to average at least 22.0 PTS and 7.5 AST in a single season.

ELITE COMPANY: See below a list of Cade's top performances from the season:

- November 8, 2023 vs MIL:** Scored 33 points with eight rebounds and eight assists for his third career 33-8-8 performance. Joined Grant Hill (five times), Dave Bing (five times), Isiah Thomas (three times) and Bob Lanier (twice) as the only players in franchise history to reach such minimums in a game multiple times.
- December 18, 2023 at ATL:** Scored a career-high 43 points with five rebounds, seven assists, three steals and one block. Joined Isiah Thomas (12/13/83 vs DEN) as the only players in franchise history with such minimums in a game. First 40-point game for the franchise since Jerami Grant (3/19/2022).
- December 26, 2023 vs BKN:** Became first player in franchise history with 41 points (15-21 FG, 3-4 3FG, 8-10 FT), nine rebounds, five assists, one steal and one block in a game. Set the franchise record for most points in a half with 35 (broke his own record [four-way tie] of 31). Became first Piston since Jerry Stackhouse (2001) with multiple 40-point games in a month.
- December 30, 2023 vs TOR:** With 30 points, 12 assists, one steal and zero turnovers, joined Chauncey Billups (March 30, 2007) as the only players in franchise history with at least 30 PTS, 12 AST and zero turnovers in a game. It was the 30th such performance in NBA history and snapped Detroit's 28-game losing streak. Capped a streak of 32.5 points, 5.3 rebounds, 8.2 assists, 1.8 steals and .500 3PT% over six games (12/18-30), joining Grant Hill as the only Pistons with such minimums over any six-game stretch.
- March 7-9, 2024 vs BKN & DAL:** Recorded at least 30 points, 10 assists and five rebounds in back-to-back games, joining Isiah Thomas (1987) and Dave Bing (1969) as the only players in franchise history to have consecutive such games.

| | 2023-24 HIGHS | CAREER HIGHS |
|------|-------------------------------|------------------------------|
| PTS | 43 at ATL 12/18/23 | 43 at ATL 12/18/23 |
| FGM | 16 at ATL 12/18/23 | 16 at ATL 12/18/23 |
| FGA | 33 at WAS 3/29/24 | 33 at WAS 3/29/24 |
| 3FGM | 5 2 times (@ NYK, 2/26/24) | 6 2 times (vs. DEN, 1/25/22) |
| 3FGA | 10 vs. CHA 3/11/24 | 11 3 times (@ BKN, 3/29/22) |
| FTM | 11 vs. DEN 11/20/23 | 11 vs. DEN 11/20/23 |
| FTA | 12 vs. PHI 12/13/23 | 12 vs. PHI 12/13/23 |
| OREB | 3 2 times (vs. MIA, 3/15/24) | 5 vs. CLE 1/30/22 |
| DREB | 8 2 times (vs. BKN, 12/26/23) | 11 vs. LAL 11/21/21 |
| TREB | 9 2 times (vs. DAL, 3/9/24) | 12 2 times (@ TOR, 3/3/22) |
| ASTS | 13 at UTA 1/3/24 | 13 at UTA 1/3/24 |
| STLS | 3 4 times (@ BOS, 12/28/23) | 4 2 times (vs. PHI, 3/31/22) |
| BLKS | 2 3 times (@ NYK, 2/26/24) | 4 vs. DEN 1/25/22 |
| MINS | 44 at ATL 12/18/23 | 44 at ATL 12/18/23 |

MOST 30-POINT GAMES THROUGH 78 TEAM GAMES, FRANCHISE HISTORY PAST 30 SEASONS:

| YEAR | NAME | COUNT |
|---------|------------------|-------|
| 2000-01 | Jerry Stackhouse | 42 |
| 1999-00 | Grant Hill | 29 |
| 2018-19 | Blake Griffin | 20 |
| 2023-24 | Cade Cunningham | 18 |



GENERATIONAL: See below where Cunningham has made a mark on franchise and league record books:

THROUGH **138** CAREER GAMES, MOST...

POINTS

| YEAR | NAME | PTS | AVG |
|----------------|------------------------|-------------|-------------|
| 1981-83 | Kelly Tripuka | 3270 | 23.7 |
| 1966-68 | Dave Bing | 3216 | 23.3 |
| 1994-96 | Grant Hill | 2841 | 20.6 |
| 1959-61 | Bailey Howell | 2831 | 20.5 |
| 2021-24 | Cade Cunningham | 2758 | 20.0 |
| 1981-83 | Isiah Thomas | 2695 | 19.5 |

ASSISTS (PAST 50 SEASONS)

| YEAR | NAME | AST | AVG |
|----------------|------------------------|------------|------------|
| 1981-83 | Isiah Thomas | 1066 | 7.7 |
| 2021-24 | Cade Cunningham | 892 | 6.5 |
| 1994-96 | Grant Hill | 806 | 5.8 |
| 2020-24 | Killian Hayes | 678 | 4.9 |
| 2022-24 | Jaden Ivey | 628 | 4.6 |

STEALS (PAST 50 SEASONS)

| YEAR | NAME | STL | AVG |
|----------------|------------------------|------------|------------|
| 1981-83 | Isiah Thomas | 247 | 1.8 |
| 1994-96 | Grant Hill | 211 | 1.5 |
| 1993-95 | Lindsey Hunter | 199 | 1.4 |
| 2020-24 | Killian Hayes | 165 | 1.2 |
| 2010-12 | Greg Monroe | 160 | 1.2 |
| 2012-14 | Andre Drummond | 153 | 1.1 |
| 2021-24 | Cade Cunningham | 144 | 1.0 |

3-POINTERS

| YEAR | NAME | 3PM | 3PT% |
|----------------|------------------------|------------|-------------|
| 2020-22 | Saddiq Bey | 347 | .362 |
| 2021-24 | Cade Cunningham | 250 | .329 |
| 2011-13 | Brandon Knight | 220 | .372 |
| 2022-24 | Jaden Ivey | 216 | .336 |
| 2017-19 | Luke Kennard | 196 | .407 |

30-POINT GAMES

| YEAR | NAME | COUNT |
|----------------|------------------------|-----------|
| 1966-68 | Dave Bing | 41 |
| 1981-83 | Kelly Tripuka | 33 |
| 2021-24 | Cade Cunningham | 21 |
| 1981-83 | Isiah Thomas | 17 |
| 1970-72 | Bob Lanier | 17 |

GAMES WITH 30 PTS, 10 AST, 5 REB, NBA SINCE 2006-07, CAREER GAME 140 OR LESS

| YEAR | NAME | COUNT |
|----------------|------------------------|----------|
| 2018-20 | Luka Doncic | 19 |
| 2018-20 | Trae Young | 11 |
| 2009-10 | Stephen Curry | 5 |
| 2023-24 | Cade Cunningham | 3 |
| 2020-21 | Ja Morant | 3 |

On March 7 against Brooklyn, in his 128th career game, Cade Cunningham became the **sixth-fastest** player in NBA history to reach **2500** career points and **800** assists, behind Oscar Robertson (83 games), Allen Iverson (111), Luka Doncic and Trae Young (114) and LeBron James (123).



On April 1 against Memphis, Cade Cunningham became the fastest Piston to reach **1400** points and **450** assists in a season (62 games), one spot ahead of Dave Bing (63 games in 1972-73).



O • CENTER

JALEN DUREN

2nd Season in the NBA
2nd Season with the Pistons

PRIOR:
Memphis

HEIGHT: 6-10
WEIGHT: 250
BIRTHDATE: 11/18/03
COUNTRY: USA
ACQUIRED: VIA NYK (7/6/22)



| | GP | GS | PPG | RPG | APG | SPG | BPG | MPG | FG% | 3FG% | FT% |
|---------|-----|----|------|------|-----|------|------|------|------|------|------|
| 2023-24 | 59 | 58 | 13.7 | 11.6 | 2.4 | 0.56 | 0.80 | 29.1 | .621 | .000 | .786 |
| Career | 126 | 89 | 11.3 | 10.2 | 1.7 | 0.61 | 0.84 | 26.9 | .632 | .000 | .702 |

| | POINTS | REB | AST | BLK | STL | DBL-DBL | TPL-DBL |
|---------|--------|-----|-----|-----|-----|---------|---------|
| 2023-24 | 50 | 10 | -- | 42 | -- | 6 | 1 |
| Career | 79 | 13 | 1 | 70 | -- | 12 | 3 |

RECENT GAMES

| OPPONENT | W/L | MIN | FG-A | 3P-A | FT-A | OR | DR | TR | A | PF | ST | TO | BS | PTS |
|-------------|-----|-------|------|------|------|----|----|----|---|----|----|----|----|-----|
| 4/6 at BKN | L | | | | | | | | | | | | | |
| 4/5 at MEM | L | 24:23 | 6-12 | 0-1 | 5-5 | 3 | 7 | 10 | 0 | 3 | 1 | 0 | 0 | 17 |
| 4/3 at ATL | L | 27:51 | 5-13 | 0-0 | 1-1 | 2 | 2 | 4 | 1 | 0 | 2 | 2 | 0 | 11 |
| 4/1 vs. MEM | L | 5:05 | 0-0 | 0-0 | 0-0 | 0 | 1 | 1 | 1 | 1 | 1 | 2 | 0 | 0 |
| 3/29 at WAS | W | 34:41 | 9-11 | 0-0 | 2-2 | 5 | 12 | 17 | 1 | 4 | 3 | 3 | 3 | 20 |

Injury List — Missed 10 games due to Left Ankle; Sprain (11/1; 12/8 through 12/23/23; 4/6); Missed 1 game due to Bilateral Ankle Soreness (11/6); Missed 5 games due to Right Ankle; Soreness (11/12 through 11/20/23); Missed 2 games due to Low Back; Spasms (3/24 through 3/25/24)

Jalen Duren ranks **5th** in the NBA with **11.6** rebounds per game and **8th** with **3.2** offensive boards

He could become the first player in franchise history to average 14.0 PTS, 12.0 REB and 2.0 AST on .600 FG% or better in a season.

FOR THE RECORD BOOKS: Duren scored 22 points and with 21 rebounds and a career-high nine offensive boards against Oklahoma City on Jan. 28 for his first career 20-20 game. It was the first 20-20 performance by a Piston since Andre Drummond (Jan. 31, 2020) and the fourth-youngest overall in NBA history (20 years, 71 days old). Adding his six assists, it was the ninth 22-21-6 line in Pistons franchise history and the first since Drummond (Nov. 27, 2017).

He later grabbed a career-high 22 boards with 27 points and three blocks in an OT win vs. POR (2/8) for his second career 20-20 game. He became the youngest player in NBA history (19 years, 82 days) with at least 27 PTS and 22 REB in a game.

His third 20-20 game of the season came on March 13 against Toronto, with 24 points, a career-high 23 rebounds (T-career-high nine offensive) and five assists on 8-of-9 from the floor. He became the fourth player in NBA history with at least 20 PTS, 20 REB and 5 AST on at least .880 FG%, joining Wilt Chamberlain, Domantas Sabonis and Willis Reed. **He leads the NBA with three 20-20 games this season, the fifth-most in the league in the past five seasons** (see table to right):

HISTORICALLY PERFECT: On Jan. 15 in Washington, Duren scored 20 points and tied his then career-high of 19 rebounds (set career-high 17 defensive boards) on a perfect 8-of-8 from the floor. It was the first time in franchise history that a player had a 20-19 game on 100% shooting and was just the 11th instance in NBA history, joining Clint Capela (once), Dikembe Mutombo (once) and Wilt Chamberlain (eight times). It was his sixth career 20-point double-double and 10th game with 15+ rebounds.

WALKING DOUBLE-DOUBLE: A near automatic double-double, **Duren leads the team and ranks T-8th in the NBA with 42 double-doubles this season** (see table to right):

| | 2023-24 HIGHS | CAREER HIGHS |
|------|-------------------------------|-------------------------------|
| PTS | 27 at POR 2/8/24 | 30 vs. SAS 2/10/23 |
| FGM | 10 vs. SAS 1/10/24 | 13 vs. SAS 2/10/23 |
| FGA | 16 vs. SAS 1/10/24 | 20 vs. SAS 2/10/23 |
| 3FGM | -- | -- |
| 3FGA | 1 4 times (@ MEM, 4/5/24) | 1 6 times (@ MEM, 4/5/24) |
| FTM | 9 at POR 2/8/24 | 9 at POR 2/8/24 |
| FTA | 10 2 times (vs. TOR, 3/13/24) | 10 3 times (vs. TOR, 3/13/24) |
| OREB | 9 2 times (vs. TOR, 3/13/24) | 9 2 times (vs. TOR, 3/13/24) |
| DREB | 17 at WAS 1/15/24 | 17 at WAS 1/15/24 |
| TREB | 23 vs. TOR 3/13/24 | 23 vs. TOR 3/13/24 |
| ASTS | 6 2 times (@ SAC, 2/7/24) | 6 2 times (@ SAC, 2/7/24) |
| STLS | 3 at WAS 3/29/24 | 3 3 times (@ WAS, 3/29/24) |
| BLKS | 5 vs. WAS 11/27/23 | 5 vs. WAS 11/27/23 |
| MINS | 40 at BOS 12/28/23 | 42 vs. SAS 2/10/23 |



Duren received his second NBA Rising Stars selection this season as one of 10 outstanding sophomores. He competed alongside Jaden Ivey on Team Tamika in this year's challenge.

MOST 20-20 GAMES, NBA LAST FIVE SEASONS (SINCE 2019-20)

| YEAR | NAME | COUNT |
|---------------------------|--------------------|----------|
| 2019-20 | Andre Drummond | 9 |
| 2019-20 | Clint Capela | 4 |
| 2021-22 | Nikola Jokic | 4 |
| 2022-23 | Domantas Sabonis | 4 |
| 2023-24 | Jalen Duren | 3 |
| Five others tied at three | | |

MOST DOUBLE-DOUBLES, NBA 2023-24

| NAME | COUNT |
|-----------------------|-----------|
| Damontas Sabonis | 74 |
| Nikola Jokic | 64 |
| Anthony Davis | 62 |
| Giannis Antetokounmpo | 57 |
| Rudy Gobert | 51 |
| Luka Doncic | 48 |
| Nikola Vucevic | 43 |
| Jalen Duren | 42 |
| Tyrese Haliburton | 42 |





HIGHLIGHT REEL: See below where Duren has made a mark on franchise and NBA record books:

IN **AGE 20** SEASON OR YOUNGER, NBA HISTORY, MOST...

REBOUNDS PER GAME

| YEAR | NAME | RPG |
|----------------|--------------------|-------------|
| 1992-93 | Shaquille O'Neal | 13.9 |
| 2013-14 | Andre Drummond | 13.2 |
| 2005-06 | Dwight Howard | 12.5 |
| 2023-24 | Jalen Duren | 11.6 |
| 1974-75 | John Drew | 10.7 |
| 2015-16 | Karl-Anthony Towns | 10.5 |

DOUBLE-DOUBLES

| YEAR | NAME | COUNT |
|----------------|--------------------|-----------|
| 2005-06 | Dwight Howard | 60 |
| 2013-14 | Andre Drummond | 57 |
| 2015-16 | Karl-Anthony Towns | 52 |
| 1992-93 | Shaquille O'Neal | 48 |
| 1974-75 | John Drew | 45 |
| 2023-24 | Jalen Duren | 42 |
| 2018-19 | Deandre Ayton | 39 |

YOUNG AND HUNGRY: Duren grabbed his 1,000th career rebound in a double-double against Sacramento on Feb. 7, becoming the sixth-fastest player (102 games) to reach 1K career boards in franchise history. At 20 years, 81 days old, Duren became the second-youngest player to reach 1000 career boards in NBA history (Howard, 19 years, 356 days).

He also became the 9th player in NBA history to record at least 1000 rebounds, 200 assists and 100 blocks before their 21st birthday and was the second-youngest (20 years, 114 days) to reach the benchmarks behind LeBron James (20 years, 110 days).

Duren joins Karl-Anthony Towns and Victor Wembanyama as the only players in NBA history to average at least 10 PTS, 10 REB and 2 AST in their age 20-or-younger season. He is the only 20-year-old in NBA history to average at least 11-11-2.



THROUGH **126** GAMES WITH FRANCHISE, MOST...

REBOUNDS (PAST 50 SEASONS)

| YEAR | NAME | REB | OREB |
|----------------|--------------------|-------------|------------|
| 2000-01 | Ben Wallace | 1601 | 473 |
| 1982-83 | Bill Laimbeer | 1509 | 318 |
| 2012-13 | Andre Drummond | 1300 | 521 |
| 2022-24 | Jalen Duren | 1282 | 419 |
| 2010-12 | Greg Monroe | 1062 | 428 |

DOUBLE-DOUBLES (PAST 50 SEASONS)

| YEAR | NAME | COUNT |
|----------------|--------------------|-----------|
| 1981-83 | Bill Laimbeer | 74 |
| 1975-77 | Kevin Porter | 70 |
| 2022-24 | Jalen Duren | 61 |
| 2012-14 | Andre Drummond | 54 |
| 2010-12 | Greg Monroe | 44 |

GAMES WITH 20 POINTS AND 10 REBOUNDS

| YEAR | NAME | COUNT |
|----------------|--------------------|-----------|
| 1970-72 | Bob Lanier | 36 |
| 1959-61 | Bailey Howell | 28 |
| 1994-96 | Grant Hill | 27 |
| 2010-11 | Greg Monroe | 13 |
| 2022-24 | Jalen Duren | 12 |
| 1980-81 | Phil Hubbard | 12 |

15-REBOUND GAMES

| YEAR | NAME | COUNT |
|----------------|--------------------|-----------|
| 2012-14 | Andre Drummond | 23 |
| 1959-61 | Bailey Howell | 22 |
| 1963-65 | Reggie Harding | 21 |
| 2022-24 | Jalen Duren | 19 |
| 1970-72 | Bob Lanier | 17 |
| 1961-63 | Ray Scott | 16 |




18 • FORWARD

TOSAN EVBUOMWAN

Rookie Season in the NBA
Rookie Season with the Pistons

PRIOR:
Princeton

HEIGHT: 6-8
WEIGHT: 219
BIRTHDATE: 02/16/01
COUNTRY: UNITED KINGDOM



| | GP | GS | PPG | RPG | APG | SPG | BPG | MPG | FG% | 3FG% | FT% | | | |
|--------------|--------|-------|-----------------------------|------|------|------|------|---------|---------|------|------|----|----|-----|
| 2023-24 | 17 | 8 | 5.9 | 3.5 | 0.9 | 0.35 | 0.29 | 21.6 | .507 | .375 | .680 | | | |
| Career | 17 | 8 | 5.9 | 3.5 | 0.9 | 0.35 | 0.29 | 21.6 | .507 | .375 | .680 | | | |
| | POINTS | | | | REB | AST | BLK | STL | | | | | | |
| | 10+ | 20+ | 30+ | 10+ | 10+ | 3+ | 3+ | DBL-DBL | TPL-DBL | | | | | |
| 2023-24 | 4 | -- | -- | 1 | -- | -- | -- | -- | -- | -- | -- | | | |
| Career | 4 | -- | -- | 1 | -- | -- | -- | -- | -- | -- | -- | | | |
| RECENT GAMES | | | | | | | | | | | | | | |
| OPPONENT | W/L | MIN | FG-A | 3P-A | FT-A | OR | DR | TR | A | PF | ST | TO | BS | PTS |
| 4/6 at BKN | L | | Inactive - G League Two-Way | | | | | | | | | | | |
| 4/5 at MEM | L | 24:07 | 3-5 | 0-1 | 2-3 | 1 | 1 | 2 | 3 | 1 | 1 | 1 | 1 | 8 |
| 4/3 at ATL | L | 31:01 | 3-5 | 1-2 | 2-2 | 1 | 5 | 6 | 1 | 2 | 1 | 0 | 1 | 9 |
| 4/1 vs. MEM | L | 35:21 | 4-5 | 2-3 | 0-0 | 2 | 3 | 5 | 2 | 0 | 1 | 1 | 1 | 10 |
| 3/29 at WAS | W | 33:03 | 2-3 | 0-1 | 4-4 | 1 | 3 | 4 | 2 | 2 | 1 | 1 | 0 | 8 |

| | 2023-24 HIGHS | CAREER HIGHS |
|------|------------------------------|------------------------------|
| PTS | 14 vs. BOS 3/22/24 | 14 vs. BOS 3/22/24 |
| FGM | 4 4 times (vs. MEM, 4/1/24) | 4 4 times (vs. MEM, 4/1/24) |
| FGA | 9 vs. BOS 3/22/24 | 9 vs. BOS 3/22/24 |
| 3FGM | 2 3 times (vs. MEM, 4/1/24) | 2 3 times (vs. MEM, 4/1/24) |
| 3FGA | 5 vs. BOS 3/22/24 | 5 vs. BOS 3/22/24 |
| FTM | 4 2 times (@ WAS, 3/29/24) | 4 2 times (@ WAS, 3/29/24) |
| FTA | 6 vs. BOS 3/22/24 | 6 vs. BOS 3/22/24 |
| OREB | 7 at BOS 2/4/24 | 7 at BOS 2/4/24 |
| DREB | 6 2 times (vs. NOP, 3/24/24) | 6 2 times (vs. NOP, 3/24/24) |
| TREB | 12 at BOS 2/4/24 | 12 at BOS 2/4/24 |
| ASTS | 3 2 times (@ MEM, 4/5/24) | 3 2 times (@ MEM, 4/5/24) |
| STLS | 1 6 times (@ MEM, 4/5/24) | 1 6 times (@ MEM, 4/5/24) |
| BLKS | 1 5 times (@ MEM, 4/5/24) | 1 5 times (@ MEM, 4/5/24) |
| MINS | 35 vs. MEM 4/1/24 | 35 vs. MEM 4/1/24 |

MAKING THE MOST OF THE OPPORTUNITY: Evbuomwan (pronounced Eh-WOAH-Muh) scored a then-career-high 11 points against the Celtics on March 18 in Boston on 4-of-5 from the floor and 2-of-2 from deep. He matched that effort with 11 points in his first career NBA start against the Pacers on March 20, and scored a career-high 14 points against Boston at home on March 22. **The former Ivey League Player of the Year averaged 10.8 points and 5.3 rebounds on .517 FG% over four games from March 18-24** and has averaged 7.0 points and 3.5 rebounds on .571 FG% as a Piston.

CALLED UP: Evbuomwan signed a 10-day contract with the Pistons on February 12, 2024 after spending time with their G League affiliate, the Motor City Cruise. He averaged 15.6 points, 6.9 rebounds and 3.0 assists on .394 3PT% in 35.4 minutes across 13 games for the Cruise this season. He then signed a 10-day contract with the Memphis Grizzlies on Jan. 30, 2024, where he averaged 2.5 points, 3.5 rebounds and 1.5 assists in his first career NBA action. He turned in his most productive game on Feb. 4 at Boston, where he grabbed a career-high 12 rebounds (seven offensive) with three points and three assists in 29 minutes of action.

AMATEUR CAREER: Averaged 12.0 points, 5.1 rebounds, 3.7 assists and 0.9 steals on .528 FG% across three seasons at Princeton (2019-23), appearing in 86 games (78 starts)...Named First Team All-Ivy League (2023, 2022) and Ivy League Tournament Most Outstanding Player (2023)...Averaged 16.0 points, 5.1 assists and 6.7 rebounds on .541 FG% as a junior and 15.1 points, 4.9 assists and 6.3 boards as a senior...Selected to NCAA South Region All-Tournament Team in 2023 after averaging 16.0 points, 7.3 rebounds and 6.0 assists in three NCAA Tournament games...Scored 15 points with seven rebounds in the upset victory over No. 2 Arizona and 24 points with nine assists in the tournament-ending loss to No. 6 Creighton...Two-Time Ivy League All-Tournament Team selection (2023, 2022)...Set the Princeton school record with 161 assists in 2022-23 and ranks sixth in Tigers history with 323 career assists....Named 2022 Ivy League Player of the Year after leading the Ivy League with 142 assists, ranked second in the conference with a .541 FG%....Represented the Great Britain U-18 Team at the FIBA European Championships in 2018 and 2019.





14 • GUARD

MALACHI FLYNN

4th Season in the NBA
1st Season with the Pistons

PRIOR:
San Diego State

HEIGHT: 6-1
WEIGHT: 185
BIRTHDATE: 05/09/98
COUNTRY: USA
ACQUIRED: ACQUIRED VIA TRADE ON 2/8/24



| | GP | GS | PPG | RPG | APG | SPG | BPG | MPG | FG% | 3FG% | FT% |
|---------|-----|----|-----|-----|-----|------|------|------|------|------|------|
| 2023-24 | 65 | 0 | 5.3 | 1.7 | 1.8 | 0.51 | 0.12 | 12.4 | .414 | .338 | .742 |
| Career | 209 | 21 | 5.4 | 1.8 | 1.9 | 0.54 | 0.11 | 14.2 | .385 | .336 | .749 |

| | POINTS | REB | AST | BLK | STL | DBL-DBL | TPL-DBL |
|---------|--------|-----|-----|-----|-----|---------|---------|
| | 10+ | 20+ | 30+ | 10+ | 10+ | 3+ | 3+ |
| 2023-24 | 9 | 1 | 1 | -- | -- | -- | -- |
| Career | 41 | 7 | 1 | -- | 1 | 1 | 3 |

RECENT GAMES

| OPPONENT | W/L | MIN | FG-A | 3P-A | FT-A | OR | DR | TR | A | PF | ST | TO | BS | PTS |
|-------------|-----|-------|-------|------|------|----|----|----|---|----|----|----|----|-----|
| 4/6 at BKN | L | 14:49 | 1-7 | 1-5 | 0-0 | 0 | 3 | 3 | 5 | 5 | 0 | 1 | 0 | 3 |
| 4/5 at MEM | L | 22:44 | 0-12 | 0-7 | 3-4 | 0 | 1 | 1 | 6 | 0 | 2 | 2 | 0 | 3 |
| 4/3 at ATL | L | 34:04 | 18-25 | 5-9 | 9-12 | 0 | 6 | 6 | 5 | 2 | 3 | 4 | 0 | 50 |
| 4/1 vs. MEM | L | 13:58 | 3-7 | 2-5 | 1-2 | 0 | 2 | 2 | 0 | 1 | 0 | 2 | 1 | 9 |
| 3/29 at WAS | W | 14:02 | 1-3 | 0-2 | 1-2 | 0 | 2 | 2 | 3 | 0 | 1 | 1 | 0 | 3 |

Injury List — Missed 2 games due to Right Ankle; Sprained (1/1 through 1/3/24)

| | 2023-24 HIGHS | CAREER HIGHS |
|------|-----------------------------|-------------------------------|
| PTS | 50 at ATL 4/3/24 | 50 at ATL 4/3/24 |
| FGM | 18 at ATL 4/3/24 | 18 at ATL 4/3/24 |
| FGA | 25 at ATL 4/3/24 | 25 at ATL 4/3/24 |
| 3FGM | 5 at ATL 4/3/24 | 6 vs. ATL 4/13/21 |
| 3FGA | 9 at ATL 4/3/24 | 13 2 times (vs. IND, 5/16/21) |
| FTM | 9 at ATL 4/3/24 | 9 at ATL 4/3/24 |
| FTA | 12 at ATL 4/3/24 | 12 at ATL 4/3/24 |
| OREB | 3 vs. NOP 3/24/24 | 4 vs. GSW 12/18/22 |
| DREB | 6 at ATL 4/3/24 | 6 7 times (@ ATL, 4/3/24) |
| TREB | 6 at ATL 4/3/24 | 8 2 times (vs. MEM, 12/29/22) |
| ASTS | 8 vs. ATL 12/13/23 | 11 at CLE 4/10/21 |
| STLS | 3 2 times (@ ATL, 4/3/24) | 4 vs. WAS 4/5/21 |
| BLKS | 1 8 times (vs. MEM, 4/1/24) | 3 vs. WAS 4/5/21 |
| MINS | 34 at ATL 4/3/24 | 46 vs. IND 5/16/21 |

NEW FACES: Flynn was acquired from New York on February 8, 2024, along with Quentin Grimes, Ryan Arcidiacono, Evan Fournier and draft and cash considerations. It was his second time being traded this season after being sent to the Knicks from Toronto in the OG Anunoby trade on Dec. 30.

50-PIECE!: Flynn etched his name into history books with a career-high 50 points against Atlanta on April 3, the eighth 50-point game in franchise history and the third off the bench in NBA history. He shot 18-of-25 from the floor, 5-of-9 from three and 9-of-12 from the line and added six rebounds, five assists and three steals to join Blake Griffin (Oct. 23, 2018) as the only players to post 50-5-5 in a game in franchise history. It was the fewest field goals attempted in a 50-point game in franchise history as well. He joined Jamal Crawford (April 9, 2019, 51 points) and Nick Anderson (April 23, 1993, 50 points) as the only 50-pieces off the bench in NBA history and passed Richard Hamilton's 38-point game from Feb. 7, 2009 as the most bench points in franchise history. Flynn's spectacular effort was uncharacteristic in the best way; his 5.2 career points entering the game was the lowest career scoring average by any player to score 50+ points in NBA history. The performance was one of the best in the NBA this season; he joined Luka Doncic and Jalen Brunson as the only players with 50-5-5 and at least three steals.

MOST POINTS IN GAME, PISTONS HISTORY

| DATE | NAME | PTS | REB | AST |
|----------------------|----------------------|-----------|----------|----------|
| April 3, 2001 | Jerry Stackhouse | 57 | 4 | 5 |
| Jan. 29, 1983 | Kelly Tripuka | 56 | 6 | 4 |
| Feb. 21, 1971 | Dave Bing | 54 | 7 | 3 |
| Feb. 4, 1958 | George Yardley | 52 | 20 | 1 |
| Mar. 17, 2022 | Saddiq Bey | 51 | 9 | 4 |
| Dec. 27, 2006 | Richard Hamilton | 51 | 2 | 2 |
| Jan. 15, 1958 | George Yardley | 51 | 19 | 1 |
| April 3, 2024 | Malachi Flynn | 50 | 6 | 5 |
| Oct. 23, 2018 | Blake Griffin | 50 | 5 | 3 |

MOST POINTS OFF BENCH, NBA HISTORY

| DATE | NAME | PTS | REB | AST |
|----------------------|----------------------|-----------|----------|----------|
| April 9, 2019 | Jamal Crawford | 51 | 5 | 5 |
| April 23, 1993 | Nick Anderson | 50 | 3 | 2 |
| April 3, 2024 | Malachi Flynn | 50 | 6 | 5 |
| Feb. 20, 1983 | Mike Woodson | 48 | 3 | 2 |

MOST POINTS OFF BENCH, PISTONS HISTORY

| DATE | NAME | PTS | REB | AST |
|----------------------|----------------------|-----------|----------|----------|
| April 3, 2024 | Malachi Flynn | 50 | 6 | 5 |
| Feb. 7, 2009 | Richard Hamilton | 38 | 0 | 4 |
| Jan. 30, 1993 | Orlando Woolridge | 36 | 4 | 0 |
| Nov. 27, 1985 | Vinnie Johnson | 35 | 6 | 8 |





19 • FORWARD

SIMONE FONTECCHIO

2nd Season in the NBA
1st Season with the Pistons

PRIOR:
Baskonia

HEIGHT: 6-7
WEIGHT: 200
BIRTHDATE: 12/09/95
COUNTRY: ITALY
ACQUIRED: ACQUIRED VIA TRADE ON 2/7/24



| | GP | GS | PPG | RPG | APG | SPG | BPG | MPG | FG% | 3FG% | FT% |
|---------|-----|----|------|-----|-----|------|------|------|------|------|------|
| 2023-24 | 66 | 43 | 10.5 | 3.7 | 1.5 | 0.67 | 0.35 | 24.9 | .460 | .401 | .818 |
| Career | 118 | 49 | 8.6 | 2.8 | 1.2 | 0.50 | 0.26 | 20.4 | .427 | .375 | .809 |

| | POINTS | REB | AST | BLK | STL | DBL-DBL | TPL-DBL |
|---------|--------|-----|-----|-----|-----|---------|---------|
| 2023-24 | 34 | 6 | -- | -- | -- | -- | -- |
| Career | 47 | 9 | -- | -- | -- | -- | -- |

| RECENT GAMES | | | | | | | | | | | | | |
|--------------|-----|-----|------|------|------|----|----|----|---|----|-------------------|----|----|
| OPPONENT | W/L | MIN | FG-A | 3P-A | FT-A | OR | DR | TR | A | PF | ST | TO | BS |
| 4/6 at BKN | L | | | | | | | | | | Inactive - Injury | | |
| 4/5 at MEM | L | | | | | | | | | | Inactive - Injury | | |
| 4/3 at ATL | L | | | | | | | | | | Inactive - Injury | | |
| 4/1 vs. MEM | L | | | | | | | | | | Inactive - Injury | | |
| 3/29 at WAS | W | | | | | | | | | | Inactive - Injury | | |

Injury List — Missed 11 games due to Left Great Toe; Contusion (3/18 through 4/6/24)

| | 2023-24 HIGHS | CAREER HIGHS |
|------|-------------------------------|-------------------------------|
| PTS | 27 vs. DAL 3/9/24 | 27 vs. DAL 3/9/24 |
| FGM | 10 vs. DAL 1/1/24 | 10 vs. DAL 1/1/24 |
| FGA | 19 at LAC 2/10/24 | 19 at LAC 2/10/24 |
| 3FGM | 5 5 times (vs. MIA, 3/15/24) | 5 6 times (vs. MIA, 3/15/24) |
| 3FGA | 12 at MIA 3/5/24 | 12 at MIA 3/5/24 |
| FTM | 5 2 times (vs. DAL, 3/9/24) | 6 2 times (@ ORL, 3/9/23) |
| FTA | 6 vs. MIA 12/30/23 | 6 3 times (vs. MIA, 12/30/23) |
| OREB | 3 5 times (vs. OKC, 2/6/24) | 3 5 times (vs. OKC, 2/6/24) |
| DREB | 8 vs. CHA 3/11/24 | 8 vs. CHA 3/11/24 |
| TREB | 9 at LAC 2/10/24 | 9 2 times (@ LAC, 2/10/24) |
| ASTS | 5 3 times (vs. ORL, 2/24/24) | 5 3 times (vs. ORL, 2/24/24) |
| STLS | 2 12 times (vs. CHA, 3/11/24) | 3 at ORL 3/9/23 |
| BLKS | 4 at OKC 12/11/23 | 4 at OKC 12/11/23 |
| MINS | 38 vs. TOR 3/13/24 | 38 vs. TOR 3/13/24 |

Fontecchio's 43 3-pointers are the **3rd-most** through 16 games as a Piston in franchise history. He is shooting .426 3PT% (43-of-101) with Detroit.

FITTING RIGHT IN: After being acquired from the Utah Jazz on Feb. 7 for Kevin Knox, the rights to Gabriele Procida and a 2024 second-round pick, Fontecchio came out firing in his first game as a Piston, scoring 20 points with a T-career-high nine rebounds, one assist and one steal against the L.A. Clippers (2/10). It was the eighth-most points by a player in their Pistons debut in the past 25 seasons (since 1998-99), and joined Blake Griffin (Feb. 1, 2018) as the only player to add at least nine rebounds as well. Fontecchio attempted 19 field goals in 32 minutes played, including 10 shots in his first 10 minutes, tied with Marcus Morris (Oct. 27, 2015) as the most attempted field goals in a Pistons debut since Rip Hamilton (Oct. 30, 2002). **Fontecchio has scored 247 points as a Piston, his most points over any career 16-game span.**

Fontecchio's career with

2023-24 Detroit (16 games)

2023-24 Utah (50 games)

2022-23 Utah (52 games)

| PTS | FG% | 3PT% | REB | AST | STL | MIN |
|------|------|------|-----|-----|-----|------|
| 15.4 | .479 | .426 | 4.4 | 1.8 | 0.9 | 30.3 |
| 8.9 | .450 | .391 | 3.5 | 1.5 | 0.6 | 23.2 |
| 6.3 | .369 | .330 | 1.7 | 0.8 | 0.3 | 14.7 |

CAREER NIGHT: On March 9 against Dallas, Fontecchio posted a career-high 27 points with four rebounds, two assists and one steal in 32 minutes off the bench. It was his most points in any professional competition since scoring 30 for Team Italy against Serbia in the 2023 FIBA World Cup on Sept. 1, 2023.

IT'S IN HIS BLOOD: Fontecchio's mother, Mali Pomilio, played basketball for the Italian National Team from 1983-89 and won two European titles for AS Vicenza...His grandfather, Vittorio Pomilio, played for the Italian National Team from 1957-60...Fontecchio's father, Daniele, was a professional Italian hurdler who won silver in the 60 meter hurdles at the 1986 European Indoor Championships and in the 110 meter hurdles at the 1985 European Cup, along with 10 national championships at the Italian individual senior level.

INTERNATIONALLY KNOWN: One of four active NBA players born in Italy (Danilo Gallinari, Nico Mannion, Reggie Jackson) and just one of 11 Italian-born players in NBA history, Fontecchio is an active member of the Italian National Basketball team. In the 2023 FIBA World Cup, he led the team with 18.0 points and 28.9 minutes across seven games to go with 5.6 rebounds and 1.4 assists en route to a quarterfinals appearance. He led the Italians in the 2020 Tokyo Olympics as well with 19.3 points and 30.3 minutes with 3.0 rebounds, 1.5 assists and 1.5 steals across four games in another quarterfinals appearance.





31 • GUARD/FORWARD

EVAN FOURNIER

12th Season in the NBA
1st Season with the Pistons

PRIOR:
Poitiers Basket 86

HEIGHT: 6-7
WEIGHT: 213
BIRTHDATE: 10/29/92
COUNTRY: FRANCE
ACQUIRED: ACQUIRED VIA TRADE ON 2/8/24



| | GP | GS | PPG | RPG | APG | SPG | BPG | MPG | FG% | 3FG% | FT% |
|---------|-----|-----|------|-----|-----|------|------|------|------|------|------|
| 2023-24 | 28 | 0 | 6.3 | 1.8 | 1.5 | 0.96 | 0.14 | 17.2 | .337 | .259 | .828 |
| Career | 700 | 504 | 13.7 | 2.7 | 2.5 | 0.88 | 0.15 | 27.7 | .441 | .375 | .800 |

| | POINTS | REB | AST | BLK | STL | DBL-DBL | TPL-DBL |
|---------|--------|-----|-----|-----|-----|---------|---------|
| 2023-24 | 10 | -- | -- | -- | 3 | -- | -- |
| Career | 473 | 168 | 16 | 1 | 1 | 43 | 2 |

RECENT GAMES

| OPPONENT | W/L | MIN | FG-A | 3P-A | FT-A | OR | DR | TR | A | PF | ST | TO | BS | PTS |
|--------------|-----|-------|------|------|------|----|----|----|---|----|----|----|----|-----|
| 4/6 at BKN | L | | | | | | | | | | | | | |
| DND - Injury | | | | | | | | | | | | | | |
| 4/5 at MEM | L | 2:58 | 0-0 | 0-0 | 0-0 | 0 | 0 | 0 | 0 | 0 | 0 | 0 | 0 | 0 |
| 4/3 at ATL | L | 15:11 | 0-5 | 0-3 | 0-0 | 0 | 1 | 1 | 2 | 0 | 1 | 0 | 0 | 0 |
| 4/1 vs. MEM | L | 29:10 | 2-8 | 1-5 | 0-0 | 0 | 3 | 3 | 4 | 2 | 1 | 0 | 1 | 5 |
| 3/29 at WAS | W | 25:34 | 4-6 | 2-4 | 0-2 | 0 | 2 | 2 | 0 | 1 | 0 | 0 | 0 | 10 |

Injury List — Missed 2 games due to Right Ankle; Inflammation (11/18 through 11/20/23); Missed 1 game due to Illness; Non-Covid Related Illness (12/5); Missed 1 game due to Right Knee; Soreness (4/6)

Fournier scored a Pistons career-high **18 points** against Miami (3/17) and made a season-high **4 3-pointers** (4-of-5), his most 3-pointers in a game since February 5, 2023 (5 with NYK).

| | 2023-24 HIGHS | CAREER HIGHS |
|------|------------------------------|-------------------------------|
| PTS | 18 vs. MIA 3/17/24 | 41 vs. BOS 1/6/22 |
| FGM | 6 2 times (vs. MIA, 3/17/24) | 15 vs. BOS 1/6/22 |
| FGA | 14 vs. MIA 3/17/24 | 25 2 times (vs. BOS, 1/6/22) |
| 3FGM | 4 vs. MIA 3/17/24 | 10 vs. BOS 1/6/22 |
| 3FGA | 8 4 times (vs. MIA, 3/17/24) | 14 vs. BOS 1/6/22 |
| FTM | 4 at NYK 3/25/24 | 12 4 times (vs. DET, 2/21/21) |
| FTA | 4 2 times (@ NYK, 3/25/24) | 15 vs. MIA 4/8/16 |
| OREB | 1 4 times (vs. IND, 3/20/24) | 3 13 times (@ MIL, 1/28/22) |
| DREB | 4 2 times (vs. MIA, 3/17/24) | 8 vs. MEM 3/22/19 |
| TREB | 4 4 times (vs. MIA, 3/17/24) | 10 vs. TOR 2/3/17 |
| ASTS | 5 at ORL 3/3/24 | 10 at BOS 10/22/18 |
| STLS | 3 3 times (@ MIN, 3/27/24) | 5 3 times (vs. OKC, 4/27/21) |
| BLKS | 1 4 times (vs. MEM, 4/1/24) | 3 vs. SAC 1/27/21 |
| MINS | 31 vs. MIA 3/17/24 | 46 vs. MIA 4/8/16 |

NEW FACES: Fournier was acquired from New York on Feb. 8 along with Quentin Grimes, Ryan Arcidiacono, Malachi Flynn and draft considerations.

OLYMPIC MEDALIST: Fournier starred on the French National Team in the 2020 Tokyo Olympics, where he led the team with 18.7 points per game with 3.2 rebounds and 2.5 assists on .378 3PT% in 28.3 minutes across six games. The French went 5-1 overall in the tournament and fell to the United States, 87-82, in a tightly contested gold medal game. He led the team again in scoring at the 2023 FIBA World Cup with 13.8 points per game as the French came in 18th. In total, Fournier has seven international basketball medals: he won bronze in the FIBA World Cup in both 2019 and 2014, earned silver at the 2022 FIBA EuroBasket and bronze in the same event in 2015, bronze on the French U-20 Team at the 2011 European Championship and silver in the 2009 European U-18 Championship. He ranks 15th in French National Team history with 1,239 points.

In his international career, Fournier played in 59 games with Union Poitiers Basket 86 of the French League...In 2011-12, averaged 14.0 ppg., 3.2 rpg., 2.2 apg. and 1.50 stlpg. in 26.0 minpg....At 19 years old, became the youngest player in French League history to score at least 20 points in a game with 21 on Feb. 5, 2011 against SLUC Nancy...Earned the French League Rising Star Award as the league's most improved player in both 2011 and 2012...Participated in the Nike Hoop Summit in 2011.



IN THE RECORD BOOKS: After playing in 435 games for the Orlando Magic from 2014-20, Fournier ranks third in team history with 895 3-pointers made, eighth with 7049 points, 10th with 1299 assists and 11th with 418 steals. In addition, he ranks 63rd on the NBA all-time 3-pointers made list:

NBA ALL-TIME 3PM LIST, 60-63

| RANK | NAME | 3PT | 3PT% |
|-----------|----------------------|-------------|-------------|
| 60 | Donovan Mitchell | 1374 | .366 |
| 61 | Dan Majerle | 1360 | .358 |
| 63 | Khrist Middleton | 1357 | .388 |
| 62 | Evan Fournier | 1355 | .376 |

PERSONAL: Last name is pronounced forn-yay... Born in Saint-Maurice, France...He and his wife, Laura, have a son, Elias (born June 2019)...Wore #94 as a member of the Denver Nuggets to represent the country code of where he is from in France... Had a movie produced about his rise from the French League to the NBA called "Evan: Le Reve Américain (The American Dream)," which premiered in Paris on Oct. 17, 2012...Has a dog named Simba, who was named after his favorite Disney character...Played in NBA Africa Game in both 2017 and 2018...If he wasn't an NBA player, he would be an archaeologist...Fan of the NFL's Denver Broncos.





TAJ GIBSON

15th Season in the NBA
1st Season with the Pistons

PRIOR:
USC

67 • CENTER

HEIGHT: 6-9
WEIGHT: 234
BIRTHDATE: 06/24/85
COUNTRY: USA
ACQUIRED: SIGNED AS FREE AGENT ON 3/6/24



| | GP | GS | PPG | RPG | APG | SPG | BPG | MPG | FG% | 3FG% | FT% | | 2023-24 HIGHS | CAREER HIGHS |
|--------------|--------|-------|------|------|------|------|------|------|-------------------|---------|-------|-----|---------------------------|--------------------|
| 2023-24 | 18 | 1 | 1.3 | 1.7 | 0.5 | 0.17 | 0.33 | 10.3 | .357 | .200 | 1.000 | PTS | 5 at BKN 4/6/24 | 28 vs. LAL 2/15/18 |
| Career | 963 | 450 | 8.6 | 5.8 | 1.0 | 0.54 | 0.98 | 23.5 | .517 | .263 | .713 | FGM | 2 2 times (@ BKN, 4/6/24) | 12 vs. ATL 2/11/14 |
| | POINTS | | | | REB | AST | BLK | STL | | | | | | |
| | 10+ | 20+ | 30+ | | 10+ | 10+ | 3+ | 3+ | DBL-DBL | TPL-DBL | | | | |
| 2023-24 | -- | -- | -- | -- | -- | -- | 1 | -- | -- | -- | -- | | | |
| Career | 389 | 29 | -- | -- | 142 | -- | 82 | 19 | 105 | -- | -- | | | |
| RECENT GAMES | | | | | | | | | | | | | | |
| OPPONENT | W/L | MIN | FG-A | 3P-A | FT-A | OR | DR | TR | A | PF | ST | TO | BS | PTS |
| 4/6 at BKN | L | 08:49 | 2-3 | 1-2 | 0-0 | 0 | 0 | 0 | 0 | 1 | 0 | 0 | 0 | 5 |
| 4/5 at MEM | L | | | | | | | | Inactive - Injury | | | | | |
| 4/3 at ATL | L | | | | | | | | Inactive - Injury | | | | | |
| 4/1 vs. MEM | L | | | | | | | | Inactive - Injury | | | | | |
| 3/29 at WAS | W | | | | | | | | Inactive - Injury | | | | | |

Injury List — Missed 9 games due to Right Hamstring; Strain (3/20 through 4/5/24)

NEW FACES: Gibson was signed to a 10-day contract by the Pistons on March 6, 2024 and was extended to a rest-of-season contract on March 15. He appeared in 16 games for the New York Knicks across three stints (two 10-day contracts).

SEASONED VET: Gibson is a 15-year NBA veteran and appeared in 961 career games (450 starts) prior to joining Detroit for Chicago, Oklahoma City, Minnesota, New York and Washington. The No. 26 overall pick in the 2009 NBA Draft, Gibson holds career averages of 8.6 points, 5.8 rebounds, 1.0 assists and 1.0 blocks in 23.5 minutes per game. Gibson appeared in 71 career playoff games and averaged 7.8 points, 4.9 rebounds and 0.6 assists in 22.3 minutes. A native of Brooklyn, N.Y., Gibson most recently appeared in 16 games with the New York Knicks this season. Gibson played collegiately at the University of Southern California from 2006-09 where he was named Pac-10 Defensive Player of the Year and Second-Team All-Pac-10 in 2009.





24 • GUARD

QUENTIN GRIMES

3rd Season in the NBA
1st Season with the Pistons

PRIOR:
Houston

HEIGHT: 6-5
WEIGHT: 207
BIRTHDATE: 05/08/00
COUNTRY: USA
ACQUIRED: ACQUIRED VIA TRADE ON 2/8/24



| | GP | GS | PPG | RPG | APG | SPG | BPG | MPG | FG% | 3FG% | FT% | | 2023-24 HIGHS | CAREER HIGHS |
|--|--------|-----|------|------|------|------|------|---------|---------|------|-------------------|-----|-------------------------------|------------------|
| 2023-24 | 51 | 18 | 7.0 | 2.0 | 1.3 | 0.69 | 0.14 | 20.1 | .372 | .338 | .756 | PTS | 19 3 times (vs. DEN, 1/25/24) | 36 at IND 4/5/23 |
| Career | 168 | 90 | 8.5 | 2.5 | 1.5 | 0.67 | 0.26 | 23.4 | .428 | .371 | .772 | | | |
| | POINTS | | | | REB | AST | BLK | STL | | | | | | |
| | 10+ | 20+ | 30+ | 10+ | 10+ | 3+ | 3+ | DBL-DBL | TPL-DBL | | | | | |
| 2023-24 | 14 | -- | -- | -- | -- | -- | 1 | 1 | -- | -- | -- | | | |
| Career | 60 | 12 | 2 | -- | -- | -- | 1 | 6 | -- | -- | -- | | | |
| RECENT GAMES | | | | | | | | | | | | | | |
| OPPONENT | W/L | MIN | FG-A | 3P-A | FT-A | OR | DR | TR | A | PF | ST | TO | BS | PTS |
| 4/6 at BKN | L | | | | | | | | | | Inactive - Injury | | | |
| 4/5 at MEM | L | | | | | | | | | | Inactive - Injury | | | |
| 4/3 at ATL | L | | | | | | | | | | Inactive - Injury | | | |
| 4/1 vs. MEM | L | | | | | | | | | | Inactive - Injury | | | |
| 3/29 at WAS | W | | | | | | | | | | Inactive - Injury | | | |
| Injury List — Missed 2 games due to Left Wrist; Sprained (11/17 through 11/18/23); Missed 1 game due to Illness; Non Covid- Illness (12/30); Missed 3 games due to Right Knee; Sprained (2/1 through 2/6/24); Missed 19 games due to Right Knee; Contusion (2/13 through 2/22/24; 3/3 through 3/9/24; 3/17 through 4/6/24) | | | | | | | | | | | | | | |
| | | | | | | | | | | | | | | |
| | | | | | | | | | | | | | | |
| | | | | | | | | | | | | | | |
| | | | | | | | | | | | | | | |
| | | | | | | | | | | | | | | |
| | | | | | | | | | | | | | | |
| | | | | | | | | | | | | | | |
| | | | | | | | | | | | | | | |
| | | | | | | | | | | | | | | |
| | | | | | | | | | | | | | | |
| | | | | | | | | | | | | | | |
| | | | | | | | | | | | | | | |
| | | | | | | | | | | | | | | |
| | | | | | | | | | | | | | | |
| | | | | | | | | | | | | | | |
| | | | | | | | | | | | | | | |
| | | | | | | | | | | | | | | |
| | | | | | | | | | | | | | | |
| | | | | | | | | | | | | | | |
| | | | | | | | | | | | | | | |
| | | | | | | | | | | | | | | |
| | | | | | | | | | | | | | | |
| | | | | | | | | | | | | | | |
| | | | | | | | | | | | | | | |
| | | | | | | | | | | | | | | |
| | | | | | | | | | | | | | | |
| | | | | | | | | | | | | | | |
| | | | | | | | | | | | | | | |
| | | | | | | | | | | | | | | |
| | | | | | | | | | | | | | | |
| | | | | | | | | | | | | | | |
| | | | | | | | | | | | | | | |
| | | | | | | | | | | | | | | |
| | | | | | | | | | | | | | | |
| | | | | | | | | | | | | | | |
| | | | | | | | | | | | | | | |
| | | | | | | | | | | | | | | |
| | | | | | | | | | | | | | | |
| | | | | | | | | | | | | | | |
| | | | | | | | | | | | | | | |
| | | | | | | | | | | | | | | |
| | | | | | | | | | | | | | | |
| | | | | | | | | | | | | | | |
| | | | | | | | | | | | | | | |
| | | | | | | | | | | | | | | |
| | | | | | | | | | | | | | | |
| | | | | | | | | | | | | | | |
| | | | | | | | | | | | | | | |
| | | | | | | | | | | | | | | |
| | | | | | | | | | | | | | | |
| | | | | | | | | | | | | | | |
| | | | | | | | | | | | | | | |
| | | | | | | | | | | | | | | |
| | | | | | | | | | | | | | | |
| | | | | | | | | | | | | | | |
| | | | | | | | | | | | | | | |
| | | | | | | | | | | | | | | |
| | | | | | | | | | | | | | | |
| | | | | | | | | | | | | | | |
| | | | | | | | | | | | | | | |
| | | | | | | | | | | | | | | |
| | | | | | | | | | | | | | | |
| | | | | | | | | | | | | | | |
| | | | | | | | | | | | | | | |
| | | | | | | | | | | | | | | |
| | | | | | | | | | | | | | | |
| | | | | | | | | | | | | | | |

NEW FACES: Grimes was acquired from New York on Feb. 8, 2024, along with Evan Fournier, Ryan Arcidiacono, Malachi Flynn and draft and cash considerations.

COLLEGIATE CHAMPS: As collegiate teammates for two seasons at the University of Houston (2019-21), Grimes and **Marcus Sasser** powered the Cougars to the Final Four in 2021, where they fell to eventual National Champion Baylor. The duo led the 28-4 AAC Champions in scoring, as Grimes led the team with 17.8 points and Sasser was second with 13.7 points. Grimes, the 2021 American Athletic Conference Player of the Year and AAC Tournament MVP, averaged 17.0 points, 4.2 rebounds, 2.4 assists and 1.4 steals across five NCAA Tournament games after scoring 21 points on 5-of-9 3FG in the 2021 AAC Championship game against Cincinnati. He was ranked as the No. 8 overall recruit in the 2018 RSCI Top 100.



PRIOR TO THE PISTONS: Grimes has scored a season-high 19 points three times this season as a Knick, most recently on Jan. 25 against Denver. He has made a season-high five 3-pointers twice, including a 5-for-7 night with 19 points against Toronto on Dec. 11.

2022-23 SEASON SUMMARY: Over 71 games (66 starts), averaged 11.3 points, 3.2 rebounds and 2.1 assists over 29.9 minutes...Shot .468 FG% and went .386 3PT%...Marked improvement in virtually all stat categories from rookie 2021-22 season, including scoring (6.0 to 11.3 ppg), minutes (17.1 to 29.9 mpg), shooting (.404 to .468) and 3PT FGM (72 to 157)...Led Knicks in scoring three times...Authored 10 20+ scoring games and two 30+ games (had just two 20+ scoring games in rookie 2021-22 season)...From downtown, had 17 games with at least four 3PT FGM, including career-high-tying seven 3PT FGM on Dec 27 at Dallas...Played in 100th career NBA game on March 3 at Miami...Missed nine games due to injury, including season's first six contests (Oct 19-30) due to sore left foot...Missed two additional games in Nov with sore left foot; also missed Dec 21 vs. Raptors with sprained right ankle...DNP (CD) twice...Career-high eight assists with 10 points in loss at Phoenix, Nov 20...Keyed win at Indiana, April 5, with career-high 36 points (14-23 FGA, 5-13 from Downtown), six rebounds, five assists and three steals...**Playoffs:** Averaged 5.1 points on .304 FG% and .243 3PT% 26.9 minutes in nine games (six starts)...In first career NBA Playoff game, nailed two clutch FTA with 4.3 seconds left to give Knicks final margin in 101-97 Game One win at Cleveland, April 15...Scored a Playoff career-high nine points in Game Four vs. Heat, May 8.





23 • GUARD

JADEN IVEY

2nd Season in the NBA
2nd Season with the Pistons

PRIOR:
Purdue

HEIGHT: 6-4
WEIGHT: 195
BIRTHDATE: 02/13/02
COUNTRY: USA
ACQUIRED: 5TH OVERALL IN 2022



| | GP | GS | PPG | RPG | APG | SPG | BPG | MPG | FG% | 3FG% | FT% |
|---------|-----|-----|------|-----|-----|------|------|------|------|------|------|
| 2023-24 | 73 | 57 | 15.4 | 3.5 | 3.8 | 0.74 | 0.55 | 28.8 | .429 | .330 | .761 |
| Career | 147 | 130 | 15.8 | 3.7 | 4.5 | 0.78 | 0.39 | 30.0 | .422 | .337 | .753 |

| | POINTS | REB | AST | BLK | STL | DBL-DBL | TPL-DBL |
|---------|--------|-----|-----|-----|-----|---------|---------|
| 2023-24 | 57 | 16 | 4 | 1 | 1 | 2 | -- |
| Career | 126 | 32 | 7 | 4 | 6 | 2 | -- |

RECENT GAMES

| OPPONENT | W/L | MIN | FG-A | 3P-A | FT-A | OR | DR | TR | A | PF | ST | TO | BS | PTS |
|-------------|-----|-------|-------|------|------|----|----|----|----|----|----|----|----|-----|
| 4/6 at BKN | L | 30:48 | 7-21 | 2-6 | 0-0 | 1 | 3 | 4 | 10 | 1 | 2 | 0 | 0 | 16 |
| 4/5 at MEM | L | 32:13 | 10-15 | 6-8 | 5-6 | 0 | 3 | 3 | 3 | 2 | 0 | 4 | 0 | 31 |
| 4/3 at ATL | L | 26:53 | 3-15 | 1-4 | 1-2 | 0 | 3 | 3 | 4 | 2 | 0 | 1 | 0 | 8 |
| 4/1 vs. MEM | L | 34:51 | 7-17 | 2-8 | 4-5 | 0 | 3 | 3 | 6 | 1 | 0 | 2 | 0 | 20 |
| 3/29 at WAS | W | 37:27 | 5-17 | 1-6 | 2-2 | 1 | 6 | 7 | 5 | 3 | 0 | 1 | 1 | 13 |

Injury List — Missed 4 games due to illness (11/5 through 11/10/23); Missed 1 game due to Left Knee; Soreness (3/27)

Ivey ranks second on the Pistons with **16** 20-point games, **4** 30-point games, and **279** assists (3.5 per game) this season.

He has averaged 17.6 points, 5.6 assists and 4.0 rebounds over his last five games.

| | 2023-24 HIGHS | CAREER HIGHS |
|------|-------------------------------|--------------------------------|
| PTS | 37 at SAC 2/7/24 | 37 at SAC 2/7/24 |
| FGM | 13 2 times (@ SAC, 2/7/24) | 13 2 times (@ SAC, 2/7/24) |
| FGA | 23 at SAC 2/7/24 | 23 at SAC 2/7/24 |
| 3FGM | 7 at POR 2/8/24 | 7 at POR 2/8/24 |
| 3FGA | 10 vs. SAS 1/10/24 | 10 vs. SAS 1/10/24 |
| FTM | 9 vs. TOR 12/30/23 | 11 2 times (vs. MIL, 3/27/23) |
| FTA | 12 vs. TOR 12/30/23 | 12 3 times (vs. TOR, 12/30/23) |
| OREB | 5 4 times (vs. LAC, 2/2/24) | 5 4 times (vs. LAC, 2/2/24) |
| DREB | 6 4 times (@ WAS, 3/29/24) | 8 2 times (vs. OKC, 11/7/22) |
| TREB | 10 at BOS 12/28/23 | 11 vs. OKC 11/7/22 |
| ASTS | 10 at BKN 4/6/24 | 13 vs. POR 3/6/23 |
| STLS | 3 3 times (vs. BKN, 12/26/23) | 4 at MIL 11/2/22 |
| BLKS | 3 at WAS 1/15/24 | 3 2 times (@ WAS, 1/15/24) |
| MINS | 48 at POR 2/8/24 | 48 at POR 2/8/24 |

HAVE A NIGHT: Ivey scored 32 points on Jan. 17 against Minnesota with four rebounds, six assists and one steal on 4-of-6 3FG. It capped a run of six games where he averaged 21.3 points, 5.0 rebounds, 6.2 assists, 1.0 steals and 1.0 blocks, joining Cade Cunningham (once) and Grant Hill (three times) as the only first-or-second year players in franchise history to average at least 21-5-5-1-1 over any six game stretch.

He recorded the best offensive night of his career on Feb. 7 in Sacramento, where he scored a career-high 37 points with five 3-pointers to go with six rebounds and seven assists. It was his fifth career 30-point game and second of the season.

SCORING MACHINE: In eight games from Dec. 21 to Jan. 5, Ivey averaged 16.5 points with 5.0 rebounds and 4.3 assists on .485 (16-of-33) 3PT%. It was the highest 3-point shooting percentage over any eight-game span in his career. The stretch included back-to-back games with 20 points from Dec. 21-23. He later shot .484 3PT% (15-of-31) over seven games from Jan. 17-31.

He showed off his smooth stroke on Feb. 8 against Portland, where he made a career-high seven 3-pointers on a perfect 7-of-7 from behind the line. It was tied for the 16th-most 3-pointers in a game in franchise history and the second-most without a miss, trailing only Ben Gordon's 9-of-9 night from 3-point territory on March 21, 2012 against Denver.

ALL-TIME PRODUCTION: After scoring 10+ points in 69 of 74 games last season and ending the year on a rookie franchise-record 39 game double-digit scoring streak, Ivey has continued to be a near-automatic 10+ points on the court while contributing across the board as well. He ranks as one of five players in franchise history to average at least 15.0 points, 4.0 assists and 3.0 rebounds through the first two seasons of their career:

PISTONS WITH 15.0 PTS, 4.0 AST, 3.0 REB ACROSS FIRST TWO SEASONS

| NAME | PTS | AST | REB |
|-----------------|------|-----|-----|
| Dave Bing | 23.5 | 5.3 | 4.6 |
| Isiah Thomas | 20.1 | 7.8 | 3.5 |
| Grant Hill | 20.1 | 6.0 | 8.2 |
| Cade Cunningham | 17.8 | 5.6 | 5.6 |
| Jaden Ivey | 15.8 | 4.5 | 3.7 |



Ivey received his second NBA Rising Stars selection this season as one of 10 outstanding sophomores. He competed alongside Jalen Duren on Team Tamika in this year's challenge.





GENERATIONAL: See below where Ivey has made a mark on Pistons **franchise** record books:

Since being drafted, Ivey leads the Pistons in total games played. He is one of three (Jalen Duren, Killian Hayes) to play at least 100 games over the past two seasons.



Jaden Ivey ranks second in the 2022 NBA Draft class in career assists and assists per game (P. Banchemo).

THROUGH **147** CAREER GAMES, MOST...



POINTS

| YEAR | NAME | PTS | AVG |
|----------------|-------------------|-------------|-------------|
| 1981-83 | Kelly Tripuka | 3472 | 23.6 |
| 1966-67 | Dave Bing | 3442 | 23.4 |
| 1959-61 | Bailey Howell | 3007 | 20.5 |
| 1994-96 | Grant Hill | 2976 | 20.2 |
| 1981-83 | Isiah Thomas | 2949 | 20.1 |
| 1970-72 | Bob Lanier | 2907 | 19.8 |
| 2021-24 | Cade Cunningham | 2758 | 20.0 |
| 1978-80 | John Long | 2585 | 17.6 |
| 2022-24 | Jaden Ivey | 2328 | 15.8 |
| 1960-61 | Don Ohl | 2257 | 15.4 |



ASSISTS (PAST 50 SEASONS)

| YEAR | NAME | AST | AVG |
|----------------|-------------------|------------|------------|
| 1981-83 | Isiah Thomas | 1150 | 7.8 |
| 2021-24 | Cade Cunningham | 892 | 6.5 |
| 1994-96 | Grant Hill | 882 | 6.0 |
| 2020-22 | Killian Hayes | 735 | 5.0 |
| 1985-86 | Joe Dumars | 669 | 4.6 |
| 2022-24 | Jaden Ivey | 666 | 4.5 |



3-POINTERS

| YEAR | NAME | 3PM | 3PT% |
|----------------|--------------------------|------------|-------------|
| 2020-22 | Saddiq Bey | 376 | .361 |
| 2021-24 | Cade Cunningham | 250 | .329 |
| 2022-24 | Jaden Ivey | 234 | .337 |
| 2011-13 | Brandon Knight | 225 | .373 |
| 2017-19 | Luke Kennard | 219 | .406 |
| 2013-15 | Kentavious Caldwell-Pope | 181 | .332 |



GAMES WITH AT LEAST 15 PTS, 5 REB, 5 AST

| YEAR | NAME | COUNT |
|----------------|-------------------|-----------|
| 1994-96 | Grant Hill | 81 |
| 2021-24 | Cade Cunningham | 52 |
| 1981-83 | Isiah Thomas | 33 |
| 1966-68 | Dave Bing | 31 |
| 1981-83 | Kelly Tripuka | 22 |
| 2022-24 | Jaden Ivey | 21 |



5 • FORWARD/CENTER

CHIMEZIE METU

6th Season in the NBA
1st Season with the Pistons

PRIOR:
USC

HEIGHT: 6-9
WEIGHT: 225
BIRTHDATE: 03/22/97
COUNTRY: USA
ACQUIRED: SIGNED TO A 10-DAY ON 3/20/24



| | GP | GS | PPG | RPG | APG | SPG | BPG | MPG | FG% | 3FG% | FT% |
|---------|-----|----|-----|-----|-----|------|------|------|------|------|------|
| 2023-24 | 47 | 8 | 6.0 | 3.5 | 0.8 | 0.83 | 0.34 | 15.4 | .515 | .253 | .900 |
| Career | 256 | 34 | 5.8 | 3.4 | 0.7 | 0.53 | 0.37 | 13.4 | .496 | .288 | .785 |

| | POINTS | REB | AST | BLK | STL | DBL-DBL | TPL-DBL |
|---------|--------|-----|-----|-----|-----|---------|---------|
| 2023-24 | 8 | 2 | -- | 1 | -- | 3 | 1 |
| Career | 52 | 3 | -- | 9 | -- | 2 | 9 |

RECENT GAMES

| OPPONENT | W/L | MIN | FG-A | 3P-A | FT-A | OR | DR | TR | A | PF | ST | TO | BS | PTS |
|-------------|-----|-------|------|------|------|----|----|----|---|----|----|----|----|-----|
| 4/6 at BKN | L | 42:41 | 9-9 | 2-2 | 0-0 | 0 | 7 | 7 | 3 | 2 | 3 | 2 | 0 | 20 |
| 4/5 at MEM | L | 22:21 | 3-6 | 0-3 | 0-0 | 2 | 4 | 6 | 1 | 3 | 4 | 2 | 0 | 6 |
| 4/3 at ATL | L | 27:49 | 4-9 | 0-2 | 1-1 | 1 | 4 | 5 | 3 | 2 | 5 | 1 | 1 | 9 |
| 4/1 vs. MEM | L | 27:44 | 6-10 | 1-3 | 4-4 | 4 | 4 | 8 | 0 | 3 | 0 | 1 | 2 | 17 |
| 3/29 at WAS | W | 26:05 | 2-9 | 0-4 | 1-1 | 0 | 3 | 3 | 1 | 0 | 1 | 1 | 1 | 5 |

| | 2023-24 HIGHS | CAREER HIGHS |
|------|-----------------------------|-------------------------------|
| PTS | 23 vs. DAL 12/25/23 | 23 vs. DAL 12/25/23 |
| FGM | 9 2 times (@ BKN, 4/6/24) | 9 2 times (@ BKN, 4/6/24) |
| FGA | 18 vs. DAL 12/25/23 | 18 vs. DAL 12/25/23 |
| 3FGM | 3 vs. GSW 12/12/23 | 4 at MEM 5/13/21 |
| 3FGA | 6 vs. DAL 12/25/23 | 10 at MEM 5/13/21 |
| FTM | 7 vs. NOP 3/24/24 | 7 vs. NOP 3/24/24 |
| FTA | 8 vs. NOP 3/24/24 | 9 vs. GSW 4/7/23 |
| OREB | 6 vs. DAL 12/25/23 | 6 2 times (vs. DAL, 12/25/23) |
| DREB | 13 vs. DAL 12/25/23 | 13 vs. DAL 12/25/23 |
| TREB | 19 vs. DAL 12/25/23 | 19 vs. DAL 12/25/23 |
| ASTS | 4 at NYK 3/25/24 | 4 4 times (@ NYK, 3/25/24) |
| STLS | 5 at ATL 4/3/24 | 5 at ATL 4/3/24 |
| BLKS | 2 4 times (vs. MEM, 4/1/24) | 5 vs. LAC 12/4/21 |
| MINS | 43 at BKN 4/6/24 | 43 at BKN 4/6/24 |

Since joining Detroit on March 20, Metu ranks fourth on the team in total points and third in total rebounds.

STRONG ADDITION: After posting identical performances of 17 points and eight rebounds against New Orleans (3/24) and Memphis (4/1), Metu scored a Pistons career-high 20 points with seven rebounds, three assists and three steals against Brooklyn on April 6 in a career-high 43 minutes.

NEW FACES: Signed to a 10-day contract with Detroit on March 20, 2024...Began the year with Phoenix and was traded to and subsequently waived by Memphis at the trade deadline.

PRIOR TO THE PISTONS: Scored 10+ points five times with Phoenix and 5+ rebounds seven times...Set career-highs with 23 points and 19 rebounds (six offensive) for the Suns against Dallas on Dec. 25, going 9-of-18 from the floor, 2-of-6 from deep and 3-of-4 from the line...Last played on Feb. 4 against Washington...Had 14 points with five rebounds against Portland on Jan. 1.

2022-23 SEASON SUMMARY: Averaged 4.9 points on 58.9 FG%, 3.0 rebounds and 10.4 minutes in 10.4 minutes of play in 66 games for Sacramento....Held Per 36 Minute averages of 16.8 points, 10.3 rebounds, 2.1 assists and 1.1 blocks on the season, his fourth consecutive season averaging 15+ points Per 36 Minutes...Scored in double figures in eight games, including a season high 15 points on April 7 vs. Golden State in 17 minutes off the bench...Grabbed 5+ rebounds 15 times, including a season-high 9 on three occasions...Recorded three consecutive games with at least two blocks for the first time in his career (Feb.

OLYMPIAN: Born in Los Angeles, California, Metu moved to Nigeria with his father at age six and lived there for six years. As a member of the Nigerian National Team, he helped them qualify for the 2020 Tokyo Olympics and averaged 9.0 points, 6.7 rebounds, 2.3 assists and 1.0 blocks in five games with a .636 3PT% (7-of-11). He also played for Team Nigeria in the 2019 FIBA World Cup, where he averaged 9.0 points, 5.6 rebounds, 1.2 assists and 1.2 blocks in five games on .556 3PT% (5-of-9). He holds a .600 (12-of-20) career international 3PT%.





20 • GUARD

JAYLEN NOWELL

5th Season in the NBA
1st Season with the Pistons

PRIOR:
Washington

HEIGHT: 6-5
WEIGHT: 208
BIRTHDATE: 07/09/99
COUNTRY: USA
ACQUIRED: SIGNED TO A 10-DAY ON 4/2/24



| | GP | GS | PPG | RPG | APG | SPG | BPG | MPG | FG% | 3FG% | FT% |
|---------|-----|----|-----|-----|-----|------|------|------|------|------|------|
| 2023-24 | 11 | 1 | 6.8 | 1.9 | 1.6 | 0.36 | 0.18 | 17.7 | .444 | .222 | .714 |
| Career | 195 | 4 | 8.9 | 2.2 | 1.9 | 0.50 | 0.15 | 17.1 | .447 | .318 | .796 |

| | POINTS | | | REB | AST | BLK | STL | | |
|---------|--------|-----|-----|-----|-----|-----|-----|---------|---------|
| | 10+ | 20+ | 30+ | 10+ | 10+ | 3+ | 3+ | DBL-DBL | TPL-DBL |
| 2023-24 | 4 | -- | -- | -- | -- | -- | -- | -- | -- |
| Career | 87 | 9 | 1 | -- | -- | -- | 5 | -- | -- |

RECENT GAMES

| OPPONENT | W/L | MIN | FG-A | 3P-A | FT-A | OR | DR | TR | A | PF | ST | TO | BS | PTS |
|---------------|-----|-------|------|------|------|----|----|----|---|----|----|----|----|-----|
| 4/6 at BKN | L | 18:51 | 5-8 | 2-3 | 0-0 | 2 | 2 | 4 | 0 | 1 | 0 | 0 | 1 | 12 |
| 4/5 at MEM | L | 20:13 | 5-9 | 0-1 | 2-4 | 1 | 2 | 3 | 2 | 1 | 1 | 1 | 1 | 12 |
| 4/3 at ATL | L | | | | | | | | | | | | | |
| 12/13 at HOU | L | 8:21 | 0-3 | 0-2 | 0-0 | 0 | 0 | 0 | 1 | 1 | 0 | 1 | 0 | 0 |
| 12/11 vs. DAL | L | 7:53 | 0-2 | 0-1 | 0-0 | 0 | 0 | 0 | 2 | 0 | 0 | 1 | 0 | 0 |

| | 2023-24 HIGHS | CAREER HIGHS |
|------|---------------------------|-------------------------------|
| PTS | 19 at DAL 12/1/23 | 30 at UTA 2/8/23 |
| FGM | 8 at DAL 12/1/23 | 11 2 times (@ UTA, 2/8/23) |
| FGA | 14 at DAL 12/1/23 | 19 vs. MEM 11/30/22 |
| 3FGM | 2 3 times (@ BKN, 4/6/24) | 6 3 times (@ UTA, 2/8/23) |
| 3FGA | 6 at DAL 12/1/23 | 10 vs. MEM 11/30/22 |
| FTM | 2 2 times (@ MEM, 4/5/24) | 7 vs. OKC 12/3/22 |
| FTA | 4 at MEM 4/5/24 | 8 vs. OKC 12/3/22 |
| OREB | 2 at BKN 4/6/24 | 3 6 times (vs. IND, 12/7/22) |
| DREB | 4 vs. MIN 11/26/23 | 6 2 times (vs. SAS, 10/24/22) |
| TREB | 5 vs. MIN 11/26/23 | 9 vs. SAS 10/24/22 |
| ASTS | 4 at DET 12/6/23 | 7 vs. OKC 3/9/22 |
| STLS | 1 4 times (@ MEM, 4/5/24) | 3 5 times (@ NYK, 3/20/23) |
| BLKS | 1 2 times (@ BKN, 4/6/24) | 2 3 times (@ LAL, 11/12/21) |
| MINS | 34 at PHX 12/2/23 | 35 vs. BOS 12/27/21 |

NEW FACES: Signed to a 10-day contract with Detroit on April 2, 2024...Appeared in nine games for Memphis and averaged 5.7 points and 1.8 assists per game...Has not appeared in an NBA game since Dec. 13...In 28 games this season with the Stockton Kings, the NBA's G League affiliate of the Sacramento Kings, he averaged 17.4 points, 3.6 rebounds and 3.6 assists in 27.9 minutes per game.

FITTING IN: Nowell scored his Pistons career-high 12 points in back-to-back games against Memphis (4/5) and Brooklyn (4/6). They were his third and fourth games of 10+ points this season after eclipsing 12 points twice in his nine games as a Grizzly.





8 • GUARD

JARED RHODEN

2nd Season in the NBA
2nd Season with the Pistons

PRIOR:
Seton Hall

HEIGHT: 6-6
WEIGHT: 210
BIRTHDATE: 08/27/99
COUNTRY: USA



| | GP | GS | PPG | RPG | APG | SPG | BPG | MPG | FG% | 3FG% | FT% |
|---------|----|----|-----|-----|-----|------|------|------|------|------|------|
| 2023-24 | 13 | 0 | 3.5 | 1.5 | 0.8 | 0.23 | 0.54 | 11.8 | .474 | .313 | .625 |
| Career | 27 | 0 | 3.4 | 2.1 | 0.6 | 0.26 | 0.30 | 13.0 | .427 | .278 | .786 |

| | POINTS | REB | AST | BLK | STL | DBL-DBL | TPL-DBL |
|---------|--------|-----|-----|-----|-----|---------|---------|
| 2023-24 | 10+ | 20+ | 30+ | 10+ | 10+ | 3+ | 3+ |
| Career | 1 | -- | -- | -- | -- | -- | -- |

RECENT GAMES

| OPPONENT | W/L | MIN | FG-A | 3P-A | FT-A | OR | DR | TR | A | PF | ST | TO | BS | PTS |
|-------------|-----|-------|------|------|------|----|----|----|---|----|----|----|----|-----|
| 4/6 at BKN | L | 20:35 | 3-8 | 0-3 | 1-2 | 0 | 2 | 2 | 1 | 5 | 1 | 0 | 1 | 7 |
| 4/5 at MEM | L | 21:16 | 2-5 | 1-2 | 1-2 | 0 | 1 | 1 | 2 | 1 | 1 | 0 | 0 | 6 |
| 4/3 at ATL | L | | | | | | | | | | | | | |
| 4/1 vs. MEM | L | 13:09 | 0-0 | 0-0 | 1-2 | 0 | 1 | 1 | 1 | 2 | 0 | 0 | 2 | 1 |
| 3/29 at WAS | W | | | | | | | | | | | | | |

| | 2023-24 HIGHS | CAREER HIGHS |
|------|-----------------------------|------------------------------|
| PTS | 9 vs. BOS 3/22/24 | 10 at IND 4/7/23 |
| FGM | 4 vs. BOS 3/22/24 | 4 2 times (vs. BOS, 3/22/24) |
| FGA | 8 at BKN 4/6/24 | 9 at IND 4/7/23 |
| 3FGM | 1 5 times (@ MEM, 4/5/24) | 2 at IND 4/7/23 |
| 3FGA | 3 2 times (@ BKN, 4/6/24) | 4 at CHI 4/9/23 |
| FTM | 2 vs. GSW 11/6/23 | 2 4 times (vs. GSW, 11/6/23) |
| FTA | 2 4 times (@ BKN, 4/6/24) | 2 7 times (@ BKN, 4/6/24) |
| OREB | 1 2 times (@ MIN, 3/27/24) | 3 vs. POR 3/6/23 |
| DREB | 5 vs. BOS 3/22/24 | 5 3 times (vs. BOS, 3/22/24) |
| TREB | 5 vs. BOS 3/22/24 | 6 2 times (@ CHI, 4/9/23) |
| ASTS | 3 2 times (@ NYK, 3/25/24) | 3 2 times (@ NYK, 3/25/24) |
| STLS | 1 3 times (@ BKN, 4/6/24) | 2 at IND 4/7/23 |
| BLKS | 2 3 times (vs. MEM, 4/1/24) | 2 3 times (vs. MEM, 4/1/24) |
| MINS | 25 at NYK 3/25/24 | 35 at CHI 4/9/23 |

G LEAGUE RECAP: Averaged 21.6 points, 6.2 rebounds, 3.0 assists and 1.3 steals on .463 FG% and .403 3PT% across 40 total games for the Motor City Cruise this season and (36.7 minutes per game). Ranks fourth in the G League with 575 total points in the regular season (42nd with 21.0 points per game) and was named G League Player of the Week during Nov. 12-18, where he averaged 27.3 points and 6.3 rebounds on .550 3PT% over three games...Has scored 20+ points in 29 games this season and 30+ five times.

Rhoden scored 20+ points in eight consecutive G League outings before his most recent game, and has averaged 20.2 points, 6.2 rebounds and 2.4 rebounds on .448 3PT% (13-of-29) over his last five contests:

Jared Rhoden recent G League Games:

| DATE | PTS | REB | AST | FG | FG% | 3P | 3PT% |
|------|-----|-----|-----|-------|------|-----|------|
| 3/18 | 13 | 5 | 3 | 5-20 | .250 | 2-8 | .250 |
| 3/16 | 21 | 8 | 2 | 8-19 | .421 | 3-6 | .500 |
| 3/15 | 23 | 6 | 3 | 8-18 | .444 | 2-4 | .500 |
| 3/9 | 21 | 7 | 3 | 8-13 | .615 | 3-6 | .500 |
| 3/5 | 23 | 5 | 1 | 10-18 | .556 | 3-5 | .600 |

CAREER HIGHLIGHTS: Appeared in 14 games and averaged 3.2 points, 2.6 rebounds and 0.3 assists in 14.1 minutes per game as a two-way player for Detroit last season...Scored a season-high 10 points with a season-high six rebounds and two steals at IND (4/7)...Appeared in 14 of Detroit's final 20 games...Averaged 5.3 rebounds over the final three games of the season...Appeared in 24 games for the Motor City Cruise, the NBA G League affiliate of the Detroit Pistons, while averaging 18.1 points (.469 FG%), 7.1 rebounds, 2.2 assists and 1.1 steals in 34.8 minutes per game.

Collegiate Career: Left Seton Hall in a tie for 33rd in program history with 1,270 career points and 20th all-time with 669 rebounds ... Left as one of only 12 Pirates to log more than 1,200 points and 600 rebounds in a career...Named to the 2022 All-Big East First Team and was a 2019 and 2020 Big East All-Academic Team member.





25 • GUARD

MARCUS SASSER

Rookie Season in the NBA
Rookie Season with the Pistons

PRIOR:
Houston

HEIGHT: 6-2
WEIGHT: 195
BIRTHDATE: 09/21/00
COUNTRY: USA



| | GP | GS | PPG | RPG | APG | SPG | BPG | MPG | FG% | 3FG% | FT% |
|---------|----|----|-----|-----|-----|------|------|------|------|------|------|
| 2023-24 | 67 | 7 | 7.7 | 1.7 | 3.2 | 0.61 | 0.15 | 18.3 | .425 | .376 | .860 |
| Career | 67 | 7 | 7.7 | 1.7 | 3.2 | 0.61 | 0.15 | 18.3 | .425 | .376 | .860 |

| | POINTS | REB | AST | BLK | STL | DBL-DBL | TPL-DBL |
|---------|--------|-----|-----|-----|-----|---------|---------|
| 2023-24 | 16 | 5 | -- | -- | 1 | -- | -- |
| Career | 16 | 5 | -- | -- | 1 | -- | -- |

RECENT GAMES

| OPPONENT | W/L | MIN | FG-A | 3P-A | FT-A | OR | DR | TR | A | PF | ST | TO | BS | PTS |
|-------------|-----|-------|------|------|------|----|----|----|---|----|----|----|----|-----|
| 4/6 at BKN | L | 33:11 | 7-17 | 3-8 | 1-2 | 0 | 1 | 1 | 6 | 1 | 1 | 1 | 0 | 18 |
| 4/5 at MEM | L | 25:16 | 1-5 | 0-2 | 0-0 | 0 | 2 | 2 | 2 | 1 | 1 | 3 | 1 | 2 |
| 4/3 at ATL | L | 32:44 | 4-13 | 3-8 | 0-0 | 1 | 1 | 2 | 4 | 3 | 1 | 2 | 0 | 11 |
| 4/1 vs. MEM | L | | | | | | | | | | | | | |
| 3/29 at WAS | W | | | | | | | | | | | | | |

Injury List — Missed 4 games due to Right Knee; Contusion (2/24 through 3/1/24); Missed 2 games due to Illness; Upper Respiratory (3/29 through 4/1/24)

| | 2023-24 HIGHS | CAREER HIGHS |
|------|-----------------------------|-----------------------------|
| PTS | 26 at MIL 11/8/23 | 26 at MIL 11/8/23 |
| FGM | 11 at MIL 11/8/23 | 11 at MIL 11/8/23 |
| FGA | 18 at NYK 3/25/24 | 18 at NYK 3/25/24 |
| 3FGM | 5 3 times (vs. LAC, 2/2/24) | 5 3 times (vs. LAC, 2/2/24) |
| 3FGA | 8 3 times (@ BKN, 4/6/24) | 8 3 times (@ BKN, 4/6/24) |
| FTM | 9 at NYK 3/25/24 | 9 at NYK 3/25/24 |
| FTA | 10 at NYK 3/25/24 | 10 at NYK 3/25/24 |
| OREB | 1 9 times (@ ATL, 4/3/24) | 1 9 times (@ ATL, 4/3/24) |
| DREB | 6 at MIL 11/8/23 | 6 at MIL 11/8/23 |
| TREB | 6 at MIL 11/8/23 | 6 at MIL 11/8/23 |
| ASTS | 11 at POR 2/8/24 | 11 at POR 2/8/24 |
| STLS | 4 vs. POR 11/1/23 | 4 vs. POR 11/1/23 |
| BLKS | 2 at WAS 1/15/24 | 2 at WAS 1/15/24 |
| MINS | 38 at POR 2/8/24 | 38 at POR 2/8/24 |

Sasser's **24** point effort against New York (3/25) set career-highs in free throws made (9) and attempted (10). It was his first 20-point game since Feb. 2 against the Clippers.

COMING OUT PARTY: Sasser erupted for a career-high 26 points (11-17 FG, 3-7 3FG, 1-1 FT) on November 8 against Milwaukee and set a career-high in scoring in three of four games; he dropped 22 points on 4-6 3FG on November 5 against Phoenix after scoring 19 points (5-8 3PT) the game prior against New Orleans (11/1). He shot .500 (13-of-26) over the four-game span and was the third Pistons rookie (Saddiq Bey, Cade Cunningham) to shoot at least .500 3PT% with 13 3PM over a four-game span in franchise history.

Sasser added his third 20-point game of the season on January 22 against Milwaukee, dropping 23 points (9-17 FG, 5-5 FT) with three assists, one rebound and one steal. He recorded his fourth with 21 points against the Clippers on February 2, going 8-of-10 from the floor and 5-of-6 from deep.

On February 8 against Portland, Sasser recorded his first career double-double with 17 points, a career-high 11 assists and two steals. He joined Cade Cunningham, Jaden Ivey and Killian Hayes as the only Pistons rookies with 11+ assists in a game since Brandon Knight in 2012.

STREAKY: Sasser made a 3-pointer in nine consecutive games from Jan. 24 - Feb. 13, tied as the seventh-longest by a rookie in franchise history.

AMATEUR ACCOLADES: Drafted by Detroit after a highly-decorated career at the University of Houston...Named a 2023 First Team All-American, American Athletic Conference Player of the Year and Jerry West Shooting Guard of the Year...Selected as a finalist for the 2023 Lefty Driesell Defensive Player of the Year Award and was a Naismith Defensive Player of the Year semifinalist...Became the first consensus First-Team All-American out of Houston since Hakeem Olajuwon in 1984...Finished 15th in Houston history with 1,458 career points and set the school record with 276 career 3-pointers.

HIGHEST 3PT%, NBA ROOKIES 2023-24

| NAME | TEAM | 3PT% |
|----------------------|------------|-------------|
| Nick Smith Jr. | CHA | .422 |
| Cason Wallace | OKC | .419 |
| Sasha Vezenkov | SAC | .383 |
| Brandin Podziemski | GSW | .379 |
| Marcus Sasser | DET | .376 |

MOST 3-POINTERS THROUGH 67 CAREER GAMES, FRANCHISE HISTORY:

| YEAR | NAME | 3PM |
|----------------|----------------------|-----------|
| 2020-21 | Saddiq Bey | 164 |
| 2021-22 | Cade Cunningham | 121 |
| 2011-12 | Brandon Knight | 106 |
| 2022-23 | Jaden Ivey | 100 |
| 2021-22 | Isaiah Livers | 92 |
| 2023-24 | Marcus Sasser | 80 |
| 2017-18 | Luke Kennard | 69 |

Sasser is one of **six** rookies in franchise history to shoot .375 3PT% or better, minimum 50 3PA (Isaiah Livers, Luke Kennard)





28 • CENTER

ISAIAH STEWART

4th Season in the NBA
4th Season with the Pistons

PRIOR:
Washington

HEIGHT: 6-9
WEIGHT: 250
BIRTHDATE: 05/22/01
COUNTRY: USA
ACQUIRED: VIA HOU (11/24/20)



| | GP | GS | PPG | RPG | APG | SPG | BPG | MPG | FG% | 3FG% | FT% |
|---------|-----|-----|------|-----|-----|------|------|------|------|------|------|
| 2023-24 | 46 | 45 | 10.9 | 6.6 | 1.6 | 0.37 | 0.83 | 30.9 | .487 | .383 | .753 |
| Career | 235 | 177 | 9.3 | 7.6 | 1.2 | 0.42 | 1.00 | 26.0 | .498 | .348 | .727 |

| | POINTS | | | REB | AST | BLK | STL | | |
|---------|--------|-----|-----|-----|-----|-----|-----|---------|---------|
| | 10+ | 20+ | 30+ | 10+ | 10+ | 3+ | 3+ | DBL-DBL | TPL-DBL |
| 2023-24 | 32 | 1 | -- | 8 | -- | 4 | 1 | 5 | -- |
| Career | 111 | 6 | -- | 68 | -- | 19 | 3 | 38 | -- |

RECENT GAMES

| OPPONENT | W/L | MIN | FG-A | 3P-A | FT-A | OR | DR | TR | A | PF | ST | TO | BS | PTS |
|-------------|-----|-----|------|------|------|----|----|----|---|----|-------------------|----|----|-----|
| 4/6 at BKN | L | | | | | | | | | | Inactive - Injury | | | |
| 4/5 at MEM | L | | | | | | | | | | Inactive - Injury | | | |
| 4/3 at ATL | L | | | | | | | | | | Inactive - Injury | | | |
| 4/1 vs. MEM | L | | | | | | | | | | Inactive - Injury | | | |
| 3/29 at WAS | W | | | | | | | | | | Inactive - Injury | | | |

Injury List — Missed 2 games due to Left Shoulder; Sprain (12/16 through 12/18/23); Missed 8 games due to Right Great Toe; Sprain (12/28/23 through 1/10/24); Missed 8 games due to Left Ankle; Sprain (1/20; 1/31 through 2/7/24; 2/10 through 2/14/24); Missed 10 games due to Right Hamstring; Strain (3/20 through 4/6/24)

| | 2023-24 HIGHS | CAREER HIGHS |
|------|-----------------------------|------------------------------|
| PTS | 20 at BKN 12/23/23 | 24 vs. GSW 10/30/22 |
| FGM | 8 at BKN 12/23/23 | 9 2 times (@ TOR, 11/13/21) |
| FGA | 17 at WAS 1/15/24 | 17 at WAS 1/15/24 |
| 3FGM | 4 2 times (vs. CLE, 3/1/24) | 5 vs. NYK 11/29/22 |
| 3FGA | 8 vs. HOU 1/12/24 | 9 vs. NYK 11/29/22 |
| FTM | 7 vs. MIL 1/22/24 | 10 vs. GSW 10/30/22 |
| FTA | 8 vs. MIL 1/22/24 | 11 vs. GSW 10/30/22 |
| OREB | 6 2 times (@ CHI, 11/12/23) | 9 vs. OKC 4/16/21 |
| DREB | 10 vs. DEN 11/20/23 | 12 2 times (vs. BOS, 2/6/23) |
| TREB | 14 at MIA 10/25/23 | 21 vs. OKC 4/16/21 |
| ASTS | 5 2 times (@ BKN, 12/23/23) | 6 vs. CHA 2/3/23 |
| STLS | 3 vs. DAL 3/9/24 | 3 3 times (vs. DAL, 3/9/24) |
| BLKS | 5 vs. MIL 1/22/24 | 5 vs. MIL 1/22/24 |
| MINS | 39 vs. GSW 11/6/23 | 41 at CHA 12/14/22 |

3 & D: At the time of his injury, Stewart was shooting a career-best .383 from deep, which ranked **25th** among Power Forwards and Centers in 3PT% this season. He was also one of the best defenders in the NBA, ranking **5th** in the league with a .430 defended field goal percentage (min. 10 field goals defended per game). He ranked third on the Pistons with a 114.5 defensive rating and five double-doubles.

SCORING STREAK: Stewart scored at least 10 points in 11 consecutive games from Jan. 12 to March 5, the longest streak of his career. He has scored 10+ in six straight games two other times: Oct. 25 - Nov. 2, 2023 and Feb. 8-24, 2022. He averaged 13.3 points per in this span, the highest 11-game scoring average in his career.

TOP PERFORMANCE: Stewart dropped his first 20-point game of the season on December 23 against Brooklyn with five rebounds, five assists, one steal and one block on 8-9 FG (4-5 3FG). It was the sixth 20-point game of his career and his first time recording 20-5-5 in a game. It was also his third career instance making at least four 3-pointers in a game, and his first time shooting 4-of-5 (.800 3PT%) or better with as many attempts.

S.W.A.T. TEAM: On January 22 against Milwaukee, Stewart scored 19 points with eight rebounds, two assists, T-season-high two steals and a career-high five blocks. It surpassed his previous career-high of four (four times) and tied Jalen Duren and Ausar Thompson for the most rejections by a Piston this season.





9 • FORWARD

AUSAR THOMPSON

Rookie Season in the NBA
Rookie Season with the Pistons

PRIOR:
Overtime Elite

HEIGHT: 6-7
WEIGHT: 215
BIRTHDATE: 01/30/03
COUNTRY: USA



| | GP | GS | PPG | RPG | APG | SPG | BPG | MPG | FG% | 3FG% | FT% |
|---------|----|----|-----|-----|-----|------|------|------|------|------|------|
| 2023-24 | 63 | 38 | 8.8 | 6.4 | 1.9 | 1.08 | 0.94 | 25.1 | .483 | .186 | .597 |
| Career | 63 | 38 | 8.8 | 6.4 | 1.9 | 1.08 | 0.94 | 25.1 | .483 | .186 | .597 |

| | POINTS | REB | AST | BLK | STL | DBL-DBL | TPL-DBL |
|---------|--------|-----|-----|-----|-----|---------|---------|
| 2023-24 | 22 | 3 | -- | 8 | -- | 6 | 8 |
| Career | 22 | 3 | -- | 8 | -- | 6 | 8 |

RECENT GAMES

| OPPONENT | W/L | MIN | FG-A | 3P-A | FT-A | OR | DR | TR | A | PF | ST | TO | BS | PTS |
|-------------|-----|-----|------|------|------|----|----|----|---|----|-------------------|----|----|-----|
| 4/6 at BKN | L | | | | | | | | | | Inactive - Injury | | | |
| 4/5 at MEM | L | | | | | | | | | | Inactive - Injury | | | |
| 4/3 at ATL | L | | | | | | | | | | Inactive - Injury | | | |
| 4/1 vs. MEM | L | | | | | | | | | | Inactive - Injury | | | |
| 3/29 at WAS | W | | | | | | | | | | Inactive - Injury | | | |

Injury List — Missed 15 games due to illness; Medical (3/11 through 4/6/24)

| | 2023-24 HIGHS | CAREER HIGHS |
|------|-----------------------------|-----------------------------|
| PTS | 22 vs. MIL 1/20/24 | 22 vs. MIL 1/20/24 |
| FGM | 10 vs. MIL 1/20/24 | 10 vs. MIL 1/20/24 |
| FGA | 17 at NOP 11/2/23 | 17 at NOP 11/2/23 |
| 3FGM | 2 5 times (vs. BKN, 3/7/24) | 2 5 times (vs. BKN, 3/7/24) |
| 3FGA | 7 vs. BKN 3/7/24 | 7 vs. BKN 3/7/24 |
| FTM | 6 at NOP 11/2/23 | 6 at NOP 11/2/23 |
| FTA | 7 2 times (@ CHI, 11/12/23) | 7 2 times (@ CHI, 11/12/23) |
| OREB | 7 at OKC 10/30/23 | 7 at OKC 10/30/23 |
| DREB | 12 at MIL 11/8/23 | 12 at MIL 11/8/23 |
| TREB | 16 at CHI 11/12/23 | 16 at CHI 11/12/23 |
| ASTS | 6 at CHA 10/27/23 | 6 at CHA 10/27/23 |
| STLS | 5 vs. CLE 3/1/24 | 5 vs. CLE 3/1/24 |
| BLKS | 5 at MIA 10/25/23 | 5 at MIA 10/25/23 |
| MINS | 43 vs. BKN 3/7/24 | 43 vs. BKN 3/7/24 |

SWIPER: Thompson recorded a steal in 12 consecutive games from Jan. 24 to Feb. 22 (1.6 steals per game), the longest streak by a rookie this season the third-longest by a rookie in franchise history. He collected a career-high five steals against Cleveland on March 1, the most by a Piston this season and the sixth-most by a rookie in franchise history.

ATTACK THE GLASS: An undersized force crashing the boards, Thompson ranks 6th among rookies in franchise history with 129 offensive rebounds, which ranked third in the NBA among players 6'7" or shorter (Saddiq Bey, Scottie Barnes) at the time of his injury.

ROOKIE RANKINGS: Among Pistons rookies in the past 50 seasons through their first 63 career games, Thompson ranked **6th** in total rebounds (402), **6th** in offensive rebounds (129), **8th** in blocks (59) and **6th** in steals (68). See below where he ranks among this year's rookie class:

STARTING OFF STRONG: Thompson dominated defensively in his first NBA appearance with five blocks, the most ever by a Piston in their NBA debut (Terry Tyler, 4, 1968) and tied for the third-most by any player in their debut in NBA history. That got him off on the right foot as he averaged 12.2 points, 10.7 rebounds, 3.6 assists, 1.3 steals and 1.5 blocks through his first 14 NBA games with 10+ points seven times (including three straight from Nov. 1-6) and 10+ rebounds eight times, including 73 total boards over a six-game stretch from Nov. 8-19.

Thompson is one of **15** players in NBA history to record at least:

550 POINTS
400 REBOUNDS
120 ASSISTS
65 STEALS
55 BLOCKS

through the first **63** games of their career. Thompson, Victor Wembanyama and Ben Simmons are the only players on this list since 2000-01.

NBA ROOKIE LEADERS, 2023-24

76

REBOUNDS

| NAME | TEAM | RPG |
|-----------------------|------------|------------|
| Victor Wembanyama | SAS | 10.5 |
| Chet Holmgren | OKC | 7.9 |
| Dereck Lively II | DAL | 6.9 |
| Ausar Thompson | DET | 6.4 |
| Amen Thompson | HOU | 6.4 |

BLOCKS

| NAME | TEAM | BPG |
|-----------------------|------------|------------|
| Victor Wembanyama | SAS | 3.5 |
| Chet Holmgren | OKC | 2.4 |
| Dereck Lively II | DAL | 1.4 |
| Trayce Jackson-Davis | GSW | 1.1 |
| Ibou Badji | POR | 1.1 |
| Trey Jemison | MEM | 1.1 |
| Ausar Thompson | DET | 0.9 |

STEALS

| NAME | TEAM | STL |
|-----------------------|------------|------------|
| Victor Wembanyama | SAS | 1.3 |
| Amen Thompson | HOU | 1.2 |
| Ausar Thompson | DET | 1.1 |
| Jaime Jaquez Jr. | MIA | 1.0 |
| Toumani Camara | POR | 0.9 |





17 • GUARD

STANLEY UMUDE

1st Season in the NBA
1st Season with the Pistons

PRIOR:
Arkansas

HEIGHT: 6-6
WEIGHT: 210
BIRTHDATE: 04/12/99
COUNTRY: USA



| | GP | GS | PPG | RPG | APG | SPG | BPG | MPG | FG% | 3FG% | FT% | | 2023-24 HIGHS | CAREER HIGHS |
|---------|--------|-----|-----|-----|-----|------|------|---------|---------|------|------|-----|---------------------------|---------------------------|
| 2023-24 | 24 | 2 | 5.3 | 2.1 | 0.5 | 0.33 | 0.29 | 12.8 | .440 | .453 | .906 | PTS | 19 at TOR 11/19/23 | 19 at TOR 11/19/23 |
| Career | 25 | 2 | 5.2 | 2.0 | 0.4 | 0.36 | 0.32 | 12.4 | .435 | .444 | .912 | FGM | 5 3 times (@ POR, 2/8/24) | 5 3 times (@ POR, 2/8/24) |
| | POINTS | | | REB | AST | BLK | STL | | | | | | | |
| | 10+ | 20+ | 30+ | 10+ | 10+ | 3+ | 3+ | DBL-DBL | TPL-DBL | | | | | |
| 2023-24 | 7 | -- | -- | -- | -- | -- | 1 | -- | -- | | | | | |
| Career | 7 | -- | -- | -- | -- | -- | 1 | -- | -- | | | | | |

| RECENT GAMES | | | | | | | | | | | | | | |
|--------------|-----|-----|------|------|------|----|----|----|---|----|--------------|----|----|-----|
| OPPONENT | W/L | MIN | FG-A | 3P-A | FT-A | OR | DR | TR | A | PF | ST | TO | BS | PTS |
| 4/6 at BKN | L | | | | | | | | | | DND - Injury | | | |
| 4/5 at MEM | L | | | | | | | | | | DNP - Injury | | | |
| 4/3 at ATL | L | | | | | | | | | | DND - Injury | | | |
| 4/1 vs. MEM | L | | | | | | | | | | DNP - Injury | | | |
| 3/29 at WAS | W | | | | | | | | | | DNP - Injury | | | |

Injury List — Missed 9 games due to Right Ankle; Fracture (3/22 through 4/6/24)

| | 2023-24 HIGHS | CAREER HIGHS |
|------|------------------------------|------------------------------|
| PTS | 19 at TOR 11/19/23 | 19 at TOR 11/19/23 |
| FGM | 5 3 times (@ POR, 2/8/24) | 5 3 times (@ POR, 2/8/24) |
| FGA | 9 vs. LAL 11/29/23 | 9 vs. LAL 11/29/23 |
| 3FGM | 4 vs. GSW 11/6/23 | 4 vs. GSW 11/6/23 |
| 3FGA | 5 4 times (vs. MIA, 3/17/24) | 5 4 times (vs. MIA, 3/17/24) |
| FTM | 7 2 times (@ TOR, 11/19/23) | 7 2 times (@ TOR, 11/19/23) |
| FTA | 8 2 times (@ TOR, 11/19/23) | 8 2 times (@ TOR, 11/19/23) |
| OREB | 2 vs. DAL 3/9/24 | 2 vs. DAL 3/9/24 |
| DREB | 7 vs. TOR 3/13/24 | 7 vs. TOR 3/13/24 |
| TREB | 7 vs. TOR 3/13/24 | 7 vs. TOR 3/13/24 |
| ASTS | 3 at TOR 11/19/23 | 3 at TOR 11/19/23 |
| STLS | 3 vs. TOR 3/13/24 | 3 vs. TOR 3/13/24 |
| BLKS | 2 at IND 11/24/23 | 2 at IND 11/24/23 |
| MINS | 34 at BOS 3/18/24 | 34 at BOS 3/18/24 |

G LEAGUE RECAP: Averaged 16.7 points, 6.2 rebounds, 1.3 assists, 0.8 steals and 1.0 blocks in 32.9 minutes across 28 games (22 starts) for the Motor City Cruise this season, shooting .389 FG%, .323 3PT% and .795 FT%.

CAREER GAME: On November 6 vs. Golden State, Umude erupted for career-highs in points (15), rebounds (3), 3-pointers (4) and minutes played (16). He splashed home 4-of-5 from 3-point land in a 5-of-8 shooting night from the field, including 1-of-1 from the free throw line.

BREAKOUT PLAYER: After earning a two-way contract in the preseason, Umude has played in 13 games for the Pistons this year with five 10+ point performances, including three in a row from 11/17-20. He shot .538 (7-13) 3PT% in that span. After returning to the Pistons on February 8 at Portland and going 3-of-4 from behind the line, he shot .548 from deep through his first 16 NBA games of the season.

SEASON RECAP: Played in 25 games for the Pistons G League affiliate Motor City Cruise in 2022-23, averaged 15.4 points, 4.8 rebounds, 1.0 assists and 0.7 blocks in 27.5 minutes per game...Led the team with 276 points in the Showcase with 108 rebounds, and 30 assists in 493 minutes...Finished third in scoring among all rookies in Winter Showcase (15.3). Dropped a career high 26 points on a career-best seven 3-pointers against Raptors 905 (1/12).





JAMES WISEMAN

4th Season in the NBA
2nd Season with the Pistons

PRIOR:
Memphis

13 • CENTER

HEIGHT: 7-0
WEIGHT: 255
BIRTHDATE: 03/31/01
COUNTRY: USA
ACQUIRED: VIA TRADE WITH GSW (2/9/23)



| | GP | GS | PPG | RPG | APG | SPG | BPG | MPG | FG% | 3FG% | FT% |
|---------|-----|----|-----|-----|-----|------|------|------|------|------|------|
| 2023-24 | 59 | 4 | 6.9 | 5.0 | 0.8 | 0.17 | 0.61 | 16.6 | .635 | .000 | .701 |
| Career | 143 | 53 | 9.1 | 5.5 | 0.7 | 0.20 | 0.69 | 18.7 | .564 | .267 | .678 |

| | POINTS | REB | AST | BLK | STL |
|---------|--------|-----|-----|-----|-----|
| 2023-24 | 10+ | 20+ | 30+ | 10+ | 10+ |
| 2023-24 | 16 | 2 | -- | 6 | -- |
| Career | 63 | 8 | 1 | 18 | -- |

RECENT GAMES

| OPPONENT | W/L | MIN | FG-A | 3P-A | FT-A | OR | DR | TR | A | PF | ST | TO | BS | PTS |
|-------------|-----|-------|------|------|------|----|----|----|---|----|----|----|----|-----|
| 4/6 at BKN | L | 26:03 | 2-5 | 0-0 | 0-0 | 1 | 4 | 5 | 0 | 5 | 1 | 2 | 0 | 4 |
| 4/5 at MEM | L | 14:41 | 0-1 | 0-0 | 0-0 | 1 | 2 | 3 | 0 | 1 | 0 | 3 | 1 | 0 |
| 4/3 at ATL | L | 20:09 | 4-5 | 0-0 | 1-1 | 2 | 3 | 5 | 2 | 1 | 0 | 0 | 1 | 9 |
| 4/1 vs. MEM | L | 28:23 | 5-8 | 0-0 | 0-1 | 2 | 8 | 10 | 0 | 5 | 0 | 2 | 1 | 10 |
| 3/29 at WAS | W | 13:19 | 0-3 | 0-0 | 0-0 | 0 | 2 | 2 | 0 | 4 | 0 | 2 | 0 | 0 |

James Wiseman leads the Pistons with a **.635** FG%.

| | 2023-24 HIGHS | CAREER HIGHS |
|------|------------------------------|------------------------------|
| PTS | 24 vs. BOS 3/22/24 | 30 at BKN 12/21/22 |
| FGM | 11 vs. BOS 3/22/24 | 12 at BKN 12/21/22 |
| FGA | 13 vs. BOS 3/22/24 | 15 3 times (@ WAS, 3/14/23) |
| 3FGM | -- | 3 2 times (vs. MIN, 1/27/21) |
| 3FGA | 1 2 times (@ GSW, 1/5/24) | 4 at MIL 12/25/20 |
| FTM | 7 at MIN 3/27/24 | 7 at MIN 3/27/24 |
| FTA | 8 at MIN 3/27/24 | 8 4 times (@ MIN, 3/27/24) |
| OREB | 5 3 times (vs. BOS, 3/22/24) | 6 at CHI 4/9/23 |
| DREB | 10 at PHI 12/15/23 | 10 3 times (@ PHI, 12/15/23) |
| TREB | 13 at PHI 12/15/23 | 14 vs. IND 3/13/23 |
| ASTS | 5 at MIL 12/16/23 | 5 at MIL 12/16/23 |
| STLS | 1 10 times (@ BKN, 4/6/24) | 2 at BKN 12/22/20 |
| BLKS | 3 3 times (vs. TOR, 3/13/24) | 4 vs. CHI 3/29/21 |
| MINS | 37 vs. BOS 3/22/24 | 37 vs. BOS 3/22/24 |

SEASON HIGH: Wiseman scored a season-high 24 points against Boston on March 22, his most points as a Piston and his second 20-point game of the season (12/15 vs PHI, which was his second career 20-10 game). He followed the outing with back-to-back double-doubles against New Orleans (3/24) and New York (3/25), his second career instance with consecutive double-doubles (March 13-14, 2023 with Detroit). It highlighted a run of strong play where he has averaged 14.6 points, 9.0 rebounds and 1.8 assists over five games from March 18-25, his first time averaging 14 PTS and 9 REB over five games since March of 2023. He turned in another double-double on April 1 against Memphis, which gave him three in five games from March 24-April 1.

STRONG STRETCH: Wiseman recorded his second double-double of the season on March 9 against Dallas with 17 points, 12 rebounds, four assists and one block. He scored 10+ points in three consecutive games on March 7-11, his first double-digit scoring streak time since Dec. 12-18.

He averaged 11.0 points and 10.3 rebounds over his three games from March 9-13, his second time averaging 10/10 over a three-game span as a Piston. The previous instance came within a six-game span from March 9-19, 2023 (16.3 points and 11.3 rebounds).

CHANGE OF SCENERY: After recording three double-doubles through 60 games with Golden State, Wiseman collected five in his first 14 games with Detroit. He ended the season with eight double-doubles as a Piston on 12.7 PPG and 8.1 RPG. He scored 10+ in 18 of 24 games played with 10+ boards nine times. In the process, he turned in his first career 20-10 game with 22 points and 13 rebounds vs. Miami (3/19). Wiseman also set a career rebound mark twice with the Detroit, first with 13 boards and 16 points against Charlotte (3/9), and two-games later a career-best 14 rebounds (five offensive) and 18 points against Indiana (3/13).

SEASON SUMMARY: Appeared in 45 games (22 starts) last season with both Detroit and Golden State, averaging 10.0 points, 5.9 rebounds and 0.7 assists in 19.3 minutes...Played in 24 games (two starts) with the Pistons, averaging 12.7 points, 5.9 rebounds and 0.7 assists in 19.3 minutes...Played in 21 games (no starts) with the Warriors, averaging 6.9 points, 3.5 rebounds and 0.7 assists in 12.5 minutes...Scored 10-plus points 17 times and 20-plus points three times with Detroit...Led the team in scoring twice and rebounds eight times...Posted seven double-doubles in a Pistons uniform after notching just three through 60 games as a Warrior...Scored a season-high 30 points (GSW) with six rebounds and two assists at BKN (12/21)... Tallied 22 points and 13 rebounds on 10-13 FG vs. MIA (3/19).



2023-24 MISCELLANEOUS BREAKDOWN

TEAM RECORD

| | RECORD | HOME | ROAD | OT |
|-----------|--------|------|------|-----|
| OVERALL | 13-65 | 7-32 | 6-33 | 1-2 |
| ATLANTIC | 3-13 | 3-4 | 0-9 | 0-1 |
| CENTRAL | 2-13 | 1-6 | 1-7 | -- |
| SOUTHEAST | 5-13 | 2-7 | 3-6 | -- |
| EASTERN | 10-39 | 6-17 | 4-22 | 0-1 |
| SOUTHWEST | 0-9 | 0-6 | 0-3 | -- |
| NORTHWEST | 2-8 | 1-4 | 1-4 | 1-1 |
| PACIFIC | 1-9 | 0-5 | 1-4 | -- |
| WESTERN | 3-26 | 1-15 | 2-11 | 1-1 |

TEAM WINNING & LOSING STREAKS

| LONG: | OVERALL | HOME | ROAD |
|-------|------------------------------|-----------------------------|----------------------------|
| Win | 3/11/2024 — 3/13/2024 (2) | 3/11/2024 — 3/13/2024 (2) | 2/7/2024 — 2/8/2024 (2) |
| Loss | 10/30/2023 — 12/28/2023 (28) | 11/1/2023 — 12/26/2023 (14) | 10/30/2023 — 1/7/2024 (18) |

*showing most recent streaks

AFTER 78 GAMES: W13, L65

| MARGIN | 1 | 2 | 3 | 4 | 5 | 6 | 7 | 8 | 9 | 10 | 11 | 12 | 13 | 14 | 15 | 16 | 17 | 18 | 19 | 20 | 21 | 22 | 23 | 24 | 25 |
|----------|---|---|---|---|---|---|---|---|---|----|----|----|----|----|----|----|----|----|----|----|----|----|----|----|----|
| Won By: | | 1 | | | | 2 | 1 | | 2 | 1 | | 2 | 1 | | | 2 | 1 | | | | | | | | |
| Lost By: | 1 | 4 | 2 | 2 | | 8 | 2 | 6 | 4 | 2 | 4 | 2 | 2 | 5 | 1 | 1 | 1 | 3 | 2 | | 1 | 2 | 2 | | 2 |

| MARGIN | 26 | 27 | 28 | 29 | 30 | 31 | 32 | 33 | 34 | 35 | 36 | 37 | 38 | 39 | 40 | 41 | 42 | 43 | 44 | 45 | 46 | 47 | 48 | 49 | 50+ |
|----------|----|----|----|----|----|----|----|----|----|----|----|----|----|----|----|----|----|----|----|----|----|----|----|----|-----|
| Won By: | | | | | | | | | | | | | | | | | | | | | | | | | |
| Lost By: | 1 | 1 | | 1 | | | 3 | | | | | | | | | | | | | | | | | | |

| AT START OF: | OVERALL | HOME | ROAD | FG%: | OVERALL | HOME | ROAD |
|--------------|---------|------|------|--------|---------|------|------|
| 2nd-Ahead: | 8-20 | 5-15 | 3-5 | -44% | 1-21 | 0-7 | 1-14 |
| -Behind: | 5-44 | 2-16 | 3-28 | 45-49% | 4-28 | 2-15 | 2-13 |
| -Tied: | 0-1 | 0-1 | 0-0 | 50-54% | 6-14 | 5-9 | 1-5 |
| 3rd-Ahead: | 8-10 | 4-5 | 4-5 | 55-59% | 2-2 | 0-1 | 2-1 |
| -Behind: | 4-53 | 2-26 | 2-27 | +60% | 0-0 | 0-0 | 0-0 |
| -Tied: | 1-2 | 1-1 | 0-1 | | | | |
| 4th-Ahead: | 10-9 | 6-4 | 4-5 | | | | |
| -Behind: | 3-55 | 1-28 | 2-27 | | | | |
| -Tied: | 0-1 | 0-0 | 0-1 | | | | |

| | PISTONS | AVG. | HIGH | OPP. | AVG. | HIGH |
|---------------------|---------|------|--------------------------------|-------|------|----------------------------------|
| POINTS IN THE PAINT | 3,920 | 50.3 | 70 vs. Hawks, 11/14/2023 | 4,230 | 54.2 | 82 at Pistons, 01/09/2024 |
| 2ND CHANCE POINTS | 1,027 | 13.2 | 31 at Celtics, 12/28/2023 | 1,064 | 13.6 | 26 (3) at Bucks, 12/16/2023 |
| FAST BREAK POINTS | 1,119 | 14.3 | 28 at Clippers, 02/10/2024 | 1,098 | 14.1 | 32 at 76ers, 12/15/2023 |
| BENCH POINTS | 3,030 | 38.8 | 85 vs. Bucks, 01/20/2024 | 2,640 | 33.8 | 70 at Pistons, 01/10/2024 |
| IND. HIGH OFF BENCH | 50 | -- | Flynn, 50 at Hawks, 04/03/2024 | 36 | -- | Clarkson, 36 at Jazz, 01/03/2024 |
| POINTS OFF TURNOVER | 1,134 | 14.5 | 28 (3) at Magic, 03/03/2024 | 1,532 | 19.6 | 35 at Pistons, 03/09/2024 |

| PISTONS RECORD WHEN... | OVERALL | HOME | ROAD |
|---------------------------------|---------|------|------|
| Outrebounding opponent | 11-27 | 6-14 | 5-13 |
| Outrebounded by opponent | 1-35 | 0-17 | 1-18 |
| Tied in Rebounding | 1-3 | 1-1 | 0-2 |
| Shooting better than opponent | 12-17 | 6-10 | 6-7 |
| Shooting worse than opponent | 1-48 | 1-22 | 0-26 |
| Shooting same than opponent | 0-0 | 0-0 | 0-0 |
| More FTM than opponent | 10-20 | 6-10 | 4-10 |
| Less FTM than opponent | 3-44 | 1-22 | 2-22 |
| Same FTM than opponent | 0-1 | 0-0 | 0-1 |
| More 3FGM than opponent | 7-19 | 3-11 | 4-8 |
| Less 3FGM than opponent | 4-37 | 2-15 | 2-22 |
| Same 3FGM than opponent | 2-9 | 2-6 | 0-3 |
| More assists than opponent | 5-20 | 3-7 | 2-13 |
| Less assists than opponent | 5-40 | 3-20 | 2-20 |
| Same assists than opponent | 3-5 | 1-5 | 2-0 |
| More turnovers than opponent | 9-48 | 4-27 | 5-21 |
| Less turnovers than opponent | 2-16 | 1-5 | 1-11 |
| Same turnovers than opponent | 2-1 | 2-0 | 0-1 |
| Bench outscores opponent bench | 10-35 | 5-15 | 5-20 |
| Opponent bench outscores DET | 3-29 | 2-17 | 1-12 |
| Bench scoring equal | 0-1 | 0-0 | 0-1 |
| Scoring less than 80 points | 0-0 | 0-0 | 0-0 |
| Scoring between 80-89 points | 0-0 | 0-0 | 0-0 |
| Scoring between 90-99 points | 1-9 | 0-2 | 1-7 |
| Scoring between 100-109 | 1-22 | 0-17 | 1-5 |
| Scoring 110 or more points | 11-31 | 7-12 | 4-19 |
| Opponent scores less than 80 | 0-0 | 0-0 | 0-0 |
| Opponent scores between 80-89 | 1-0 | 0-0 | 1-0 |
| Opponent scores between 90-99 | 3-0 | 1-0 | 2-0 |
| Opponent scores between 100-109 | 4-7 | 4-3 | 0-4 |
| Opponent scores 110 or more | 5-58 | 2-29 | 3-29 |

| NUMBER OF TIMES LEADING TEAM IN... (INCLUDES TIES) | | | | | | |
|--|-----|-----|-----|-----|-----|-----|
| | PTS | REB | AST | BLK | STL | MIN |
| Ryan Arcidiacono | -- | -- | -- | -- | -- | -- |
| Marvin Bagley III | 1 | 3 | -- | 5 | 1 | -- |
| Buddy Boeheim | -- | -- | -- | 1 | -- | -- |
| Bojan Bogdanovic | 6 | 1 | -- | 2 | 9 | 7 |
| Troy Brown Jr. | -- | -- | -- | -- | 1 | -- |
| Alec Burks | 5 | -- | 2 | 5 | 5 | -- |
| Malcolm Cazalon | -- | -- | -- | 2 | -- | -- |
| Cade Cunningham | 36 | -- | 47 | 10 | 14 | 26 |
| Jalen Duren | 5 | 49 | 2 | 19 | 9 | 3 |
| Tosan Evbuomwan | -- | 1 | -- | 2 | -- | 1 |
| Malachi Flynn | 2 | 1 | 3 | 1 | 4 | 1 |
| Simone Fontecchio | 2 | -- | -- | 4 | 4 | 2 |
| Evan Fournier | 2 | -- | -- | 1 | 5 | -- |
| Danilo Gallinari | 1 | -- | -- | 3 | -- | -- |
| Taj Gibson | -- | -- | -- | -- | -- | -- |
| Quentin Grimes | -- | -- | -- | 1 | 1 | -- |
| Joe Harris | -- | -- | -- | 4 | 1 | -- |
| Killian Hayes | 2 | 1 | 13 | 9 | 14 | 2 |
| Jaden Ivey | 10 | 1 | 15 | 17 | 16 | 16 |
| Kevin Knox II | 2 | 1 | -- | 5 | 5 | 1 |
| Isaiah Livers | -- | 1 | -- | 3 | 4 | 1 |
| Chimezie Metu | 2 | 1 | -- | 4 | 6 | 2 |
| Shake Milton | -- | 1 | -- | -- | -- | -- |
| Monte Morris | -- | -- | -- | 2 | -- | -- |
| Mike Muscala | -- | -- | -- | 1 | 1 | -- |
| Jaylen Nowell | -- | -- | -- | 2 | -- | -- |
| Jared Rhoden | -- | -- | -- | 5 | -- | -- |
| Marcus Sasser | 2 | -- | 10 | 7 | 13 | 4 |
| Isaiah Stewart | -- | 7 | -- | 16 | 4 | 5 |
| Ausar Thompson | 1 | 14 | 1 | 25 | 23 | 6 |
| Stanley Umude | 1 | -- | -- | 4 | 3 | -- |
| James Wiseman | 2 | 7 | -- | 20 | 2 | 1 |

STARTING LINEUPS

| LAST USED | GAME | FORWARD | FORWARD | CENTER | GUARD | GUARD | RECORD |
|-------------|-----------------|-------------------|------------------|-------------------|-----------------|-----------------|--------|
| Nov. 10, 23 | vs. 76ers | Ausar Thompson | Isaiah Stewart | Jalen Duren | Cade Cunningham | Killian Hayes | 2-6 |
| Nov. 12, 23 | at Bulls | Jaden Ivey | Ausar Thompson | Marvin Bagley III | Cade Cunningham | Killian Hayes | 0-1 |
| Nov. 14, 23 | vs. Hawks | Ausar Thompson | Isaiah Stewart | Marvin Bagley III | Cade Cunningham | Killian Hayes | 0-3 |
| Nov. 17, 23 | at Cavaliers | Ausar Thompson | Kevin Knox II | Isaiah Stewart | Cade Cunningham | Killian Hayes | 0-1 |
| Nov. 19, 23 | at Raptors | Ausar Thompson | Kevin Knox II | Isaiah Stewart | Cade Cunningham | Jaden Ivey | 0-1 |
| Nov. 24, 23 | at Pacers | Ausar Thompson | Isaiah Stewart | Marvin Bagley III | Jaden Ivey | Cade Cunningham | 0-2 |
| Nov. 30, 23 | at Knicks | Isaiah Livers | Isaiah Stewart | Jalen Duren | Cade Cunningham | Killian Hayes | 0-1 |
| Dec. 2, 23 | vs. Cavaliers | Killian Hayes | Isaiah Stewart | Jalen Duren | Jaden Ivey | Cade Cunningham | 0-1 |
| Dec. 8, 23 | at Magic | Bojan Bogdanovic | Isaiah Stewart | Marvin Bagley III | Killian Hayes | Cade Cunningham | 0-1 |
| Dec. 15, 23 | at 76ers | Ausar Thompson | Bojan Bogdanovic | Isaiah Stewart | Killian Hayes | Cade Cunningham | 0-3 |
| Dec. 16, 23 | at Bucks | Ausar Thompson | Bojan Bogdanovic | Marvin Bagley III | Killian Hayes | Cade Cunningham | 0-1 |
| Dec. 18, 23 | at Hawks | Ausar Thompson | Bojan Bogdanovic | Marvin Bagley III | Jaden Ivey | Cade Cunningham | 0-1 |
| Dec. 21, 23 | vs. Jazz | Bojan Bogdanovic | Isaiah Stewart | Marvin Bagley III | Jaden Ivey | Cade Cunningham | 0-1 |
| Dec. 23, 23 | at Nets | Ausar Thompson | Bojan Bogdanovic | Isaiah Stewart | Jaden Ivey | Cade Cunningham | 0-1 |
| Jan. 7, 24 | at Nuggets | Bojan Bogdanovic | Isaiah Livers | Jalen Duren | Jaden Ivey | Cade Cunningham | 0-3 |
| Jan. 10, 24 | vs. Spurs | Isaiah Livers | Bojan Bogdanovic | Jalen Duren | Jaden Ivey | Killian Hayes | 0-2 |
| Jan. 15, 24 | at Wizards | Kevin Knox II | Isaiah Stewart | Jalen Duren | Jaden Ivey | Killian Hayes | 1-1 |
| Jan. 22, 24 | vs. Bucks | Bojan Bogdanovic | Kevin Knox II | Jalen Duren | Jaden Ivey | Killian Hayes | 0-2 |
| Jan. 24, 24 | vs. Hornets | Bojan Bogdanovic | Isaiah Stewart | Jalen Duren | Jaden Ivey | Killian Hayes | 1-1 |
| Jan. 27, 24 | vs. Wizards | Bojan Bogdanovic | Isaiah Stewart | Jalen Duren | Jaden Ivey | Cade Cunningham | 0-2 |
| Jan. 28, 24 | vs. Thunder | Bojan Bogdanovic | Isaiah Stewart | Jalen Duren | Cade Cunningham | Killian Hayes | 1-1 |
| Jan. 31, 24 | at Cavaliers | Bojan Bogdanovic | Mike Muscala | Jalen Duren | Jaden Ivey | Cade Cunningham | 0-1 |
| Feb. 4, 24 | vs. Magic | Kevin Knox II | Bojan Bogdanovic | Jalen Duren | Jaden Ivey | Cade Cunningham | 1-4 |
| Feb. 7, 24 | at Kings | Ausar Thompson | Mike Muscala | Jalen Duren | Jaden Ivey | Killian Hayes | 1-0 |
| Feb. 10, 24 | at Clippers | Ausar Thompson | Mike Muscala | Jalen Duren | Jaden Ivey | Cade Cunningham | 1-1 |
| Feb. 26, 24 | at Knicks | Simone Fontecchio | Ausar Thompson | Jalen Duren | Cade Cunningham | Jaden Ivey | 0-5 |
| Mar. 9, 24 | vs. Mavericks | Ausar Thompson | Isaiah Stewart | Jalen Duren | Jaden Ivey | Cade Cunningham | 2-6 |
| Mar. 17, 24 | vs. Heat | Simone Fontecchio | Isaiah Stewart | Jalen Duren | Jaden Ivey | Cade Cunningham | 2-2 |
| Mar. 18, 24 | at Celtics | Stanley Umude | Isaiah Stewart | Jalen Duren | Jaden Ivey | Marcus Sasser | 0-1 |
| Mar. 20, 24 | vs. Pacers | Stanley Umude | Tosan Evbuomwan | Jalen Duren | Cade Cunningham | Jaden Ivey | 0-1 |
| Mar. 22, 24 | vs. Celtics | Troy Brown Jr. | Tosan Evbuomwan | James Wiseman | Cade Cunningham | Jaden Ivey | 0-1 |
| Mar. 25, 24 | at Knicks | Troy Brown Jr. | Tosan Evbuomwan | James Wiseman | Jaden Ivey | Marcus Sasser | 0-1 |
| Mar. 27, 24 | at Timberwolves | Tosan Evbuomwan | Chimezie Metu | Jalen Duren | Marcus Sasser | Cade Cunningham | 0-1 |
| Apr. 1, 24 | vs. Grizzlies | Troy Brown Jr. | Tosan Evbuomwan | Jalen Duren | Jaden Ivey | Cade Cunningham | 1-1 |
| Apr. 5, 24 | at Grizzlies | Troy Brown Jr. | Tosan Evbuomwan | Jalen Duren | Jaden Ivey | Marcus Sasser | 0-2 |
| Apr. 6, 24 | at Nets | Troy Brown Jr. | Chimezie Metu | James Wiseman | Jaden Ivey | Marcus Sasser | 0-2 |

GAMES MISSED DUE TO INJURIES

| NAME | INJURY/ILLNESS | DATES OUT | GAMES MISSED |
|--------------------|------------------------------|---|--------------|
| Marvin Bagley III | Right Low Back; Spasms | 12/11 | 1 |
| | Right Low Back; Sprain | 12/13 through 12/15/23 | 2 |
| Bojan Bogdanovic | Right Calf; Strain | 10/25 through 11/30/23 | 19 |
| | Left Calf; Soreness | 1/12 through 1/15/24; 2/7 | 3 |
| Alec Burks | Left Forearm; Soreness | 11/1 | 1 |
| | Left Forearm; Contusion | 11/2 through 11/10/23 | 5 |
| | Right Hamstring; Soreness | 1/5 | 1 |
| Cade Cunningham | Left Knee; Strain | 1/9 through 1/24/24 | 8 |
| | Left Knee; Injury Management | 1/28; 2/7; 3/18; 3/24 through 3/25/24; 4/3 through 4/6/24 | 8 |
| Jalen Duren | Left Ankle; Sprain | 11/1; 12/8 through 12/23/23; 4/6 | 10 |
| | Bilateral Ankle Soreness | 11/6 | 1 |
| | Right Ankle; Soreness | 11/12 through 11/20/23 | 5 |
| | Low Back; Spasms | 3/24 through 3/25/24 | 2 |
| Simone Fontecchio | Left Great Toe; Contusion | 3/18 through 4/6/24 | 11 |
| Evan Fournier | Right Knee; Soreness | 4/6 | 1 |
| Taj Gibson | Right Hamstring; Strain | 3/20 through 4/5/24 | 9 |
| Quentin Grimes | Right Knee; Contusion | 2/13 through 2/22/24; 3/3 through 3/9/24; 3/17 through 4/6/24 | 19 |
| Joe Harris | Right Shoulder Sprain | 11/6 through 12/6/23 | 14 |
| Killian Hayes | Left Shoulder; Sprain | 11/19 | 1 |
| | N/a; Illness | 12/18 through 12/26/23 | 4 |
| Jaden Ivey | Illness | 11/5 through 11/10/23 | 4 |
| | Left Knee; Soreness | 3/27 | 1 |
| Isaiah Livers | Left Ankle; Sprain | 10/25 through 11/19/23 | 14 |
| Monte Morris | Right Quadriceps; Strain | 10/25/23 through 1/22/24 | 43 |
| Marcus Sasser | Right Knee; Contusion | 2/24 through 3/1/24 | 4 |
| | Illness; Upper Respiratory | 3/29 through 4/1/24 | 2 |
| Isaiah Stewart | Left Shoulder; Sprain | 12/16 through 12/18/23 | 2 |
| | Right Great Toe; Sprain | 12/28/23 through 1/10/24 | 8 |
| | Left Ankle; Sprain | 1/20; 1/31 through 2/7/24; 2/10 through 2/14/24 | 8 |
| | Right Hamstring; Strain | 3/20 through 4/6/24 | 10 |
| Ausar Thompson | Illness; Medical | 3/11 through 4/6/24 | 15 |
| Stanley Umude | Right Ankle; Fracture | 3/22 through 4/6/24 | 9 |
| TOTAL GAMES MISSED | | | 245 |



| TEAM TREND | TTL | LAST GAME | TEAM TREND | TTL | LAST GAME |
|--|-------|------------------|---------------------------------|-------|-----------------|
| <4 Pistons w/ 10+ pts | 0-4 | @ MEM 4/5/24 | Pistons shoot 50.0% or better | 6-14 | vs. MEM 4/1/24 |
| 4+ Pistons w/ 10+ pts | 13-61 | @ BKN 4/6/24 | Opp shoots 50.0% or better | 1-36 | @ BKN 4/6/24 |
| 5+ Pistons w/ 10+ pts | 11-45 | @ BKN 4/6/24 | Pistons shoot 45.0% or better | 11-35 | @ BKN 4/6/24 |
| 6+ Pistons w/ 10+ pts | 6-19 | vs. MIA 3/17/24 | Pistons shoot 44.0% or below | 1-21 | @ MEM 4/5/24 |
| 7+ Pistons w/ 10+ pts | 0-4 | @ CLE 1/31/24 | Pistons shoot 40.0% or below | 0-5 | @ MIN 3/27/24 |
| 8+ Pistons w/ 10+ pts | 0-0 | | Opp shoots 45.0% or better | 6-57 | @ BKN 4/6/24 |
| Pistons no 20+ pt scorer | 0-10 | vs. NOP 3/24/24 | Opp shoots 40.0% or below | 3-1 | vs. CHA 3/11/24 |
| Opp no 20+ pt scorer | 0-3 | @ MEM 4/5/24 | Pistons w/10+ 3-pointers made | 12-39 | @ BKN 4/6/24 |
| 2+ Pistons w/20+ pt scorer | 7-26 | vs. MEM 4/1/24 | Opp w/10+ 3-pointers made | 8-55 | @ BKN 4/6/24 |
| 2+ Opp w/20+ pt scorer | 11-44 | @ BKN 4/6/24 | Pistons w/15+ 3-pointers made | 3-9 | @ BKN 4/6/24 |
| 3+ Pistons w/20+ pt scorer | 3-5 | @ LAC 2/10/24 | Opp w/15+ 3-pointers made | 4-13 | @ NYK 3/25/24 |
| 3+ Opp w/20+ pt scorer | 3-15 | @ ATL 4/3/24 | Pistons 3FG% 40.0% or better | 6-15 | @ BKN 4/6/24 |
| Pistons w/30+ pt scorer | 6-21 | @ MEM 4/5/24 | Opp 3FG% 40.0% or better | 3-24 | @ BKN 4/6/24 |
| Opp w/30+ pt scorer | 6-36 | @ BKN 4/6/24 | Pistons FT% 80.0 or better | 7-30 | @ ATL 4/3/24 |
| All 5 Starters w/10+ pts | 4-8 | vs. MIA 3/17/24 | Opp FT% 80.0 or better | 5-39 | @ MEM 4/5/24 |
| Opp 5 Starters w/10+ pts | 1-13 | @ MEM 4/5/24 | Pistons FT% below 70.0 | 1-14 | @ BKN 4/6/24 |
| 2+ reserves w/10+ pts | 6-30 | vs. MEM 4/1/24 | Opp FT% below 70.0 | 4-9 | @ ATL 4/3/24 |
| Opp 2+ reserves w/10+ pts | 2-30 | @ BKN 4/6/24 | Pistons FTM >= Opp FTA | 8-11 | @ MEM 4/5/24 |
| 3+ reserves w/10+ pts | 1-10 | @ BOS 3/18/24 | Opp FTM >= Pistons FTA | 1-31 | @ BKN 4/6/24 |
| Opp 3+ reserves w/10+ pts | 0-8 | vs. ORL 2/24/24 | Pistons FG% >= Opp FG% | 10-13 | vs. MEM 4/1/24 |
| Pistons <20 pts. in 1st qtr | 1-6 | @ NYK 3/25/24 | Opp FG% >= Pistons FG% | 0-43 | @ BKN 4/6/24 |
| Opp <20 pts. in 1st qtr | 2-1 | vs. BKN 3/7/24 | Pistons w/30+ FTA | 3-8 | vs. NOP 3/24/24 |
| Pistons w/30+ pts in 1st qtr | 4-21 | @ BKN 4/6/24 | Opp w/30+ FTA | 2-20 | @ BKN 4/6/24 |
| Opp w/30+ pts in 1st qtr | 4-39 | @ MEM 4/5/24 | Pistons w/20+ asts | 12-62 | @ BKN 4/6/24 |
| Pistons under 50 pts 1st half | 0-22 | @ MEM 4/5/24 | Opp w/20+ asts | 11-64 | @ BKN 4/6/24 |
| Opp under 50 pts 1st half | 5-6 | @ BKN 4/6/24 | Pistons w/25+ asts | 10-40 | @ BKN 4/6/24 |
| Pistons 50+ pts 1st half | 13-43 | @ BKN 4/6/24 | Opp w/25+ asts | 7-45 | @ ATL 4/3/24 |
| Opp 50+ pts 1st half | 8-59 | @ MEM 4/5/24 | Pistons w/30+ asts | 2-10 | @ LAL 2/13/24 |
| Pistons 60+ pts in 1st half | 4-11 | vs. DAL 3/9/24 | Opp w/30+ asts | 3-19 | @ ATL 4/3/24 |
| Opp 60+ pts in 1st half | 4-35 | vs. BOS 3/22/24 | Pistons asts >= Opp asts | 5-20 | @ BKN 4/6/24 |
| Pistons lead by 10+ pts | 11-14 | @ BKN 4/6/24 | Opp asts >= Pistons asts | 5-40 | @ MEM 4/5/24 |
| Opp leads by 10+ pts | 4-58 | @ BKN 4/6/24 | Pistons w/12 or fewer TOs | 5-19 | @ BKN 4/6/24 |
| Games decided by 10+ points | 7-36 | @ BKN 4/6/24 | Opp w/12 or fewer TOs | 9-42 | vs. MEM 4/1/24 |
| Games decided by 4-9 points | 5-22 | @ ATL 4/3/24 | Pistons w/20+ TOs | 3-4 | vs. TOR 3/13/24 |
| Games decided by 3 or less points | 1-7 | vs. MEM 4/1/24 | Opp w/20+ TOs | 0-3 | @ MEM 4/5/24 |
| Both teams score 100+ pts | 9-56 | @ BKN 4/6/24 | Pistons TO >= Opp TO | 9-48 | vs. MEM 4/1/24 |
| Both teams under 100 pts | 1-0 | @ WAS 3/29/24 | Opp TO >= Pistons TO | 2-16 | @ BKN 4/6/24 |
| Pistons score under 100 pts | 1-9 | @ MEM 4/5/24 | Pistons w/50+ REB | 13-29 | @ WAS 3/29/24 |
| Opp scores under 100 pts | 4-0 | @ WAS 3/29/24 | Opp w/50+ REB | 6-43 | @ BKN 4/6/24 |
| Pistons score 100+ pts | 12-56 | @ BKN 4/6/24 | Pistons REB >= Opp REB | 11-27 | @ MIN 3/27/24 |
| Opp scores 100+ pts | 9-65 | @ BKN 4/6/24 | Opp REB >= Pistons REB | 1-35 | @ BKN 4/6/24 |
| Pistons score 110+ pts | 11-31 | @ ATL 4/3/24 | Pistons w/10+ more REB than Opp | 6-7 | vs. TOR 3/13/24 |
| Opp scores 110+ pts | 5-58 | @ BKN 4/6/24 | Opp w/10+ more REB than DET | 0-22 | @ BKN 4/6/24 |
| Pistons tied or lead after the 3rd qtr | 10-8 | @ BKN 4/6/24 | Pistons w/10+ stls | 0-9 | @ MEM 4/5/24 |
| Pistons tied or lead at halftime | 9-11 | @ BKN 4/6/24 | Opp w/10+ stls | 5-23 | @ MEM 4/5/24 |
| Pistons tied or lead after 1st qtr | 9-20 | @ BKN 4/6/24 | 2+ Pistons w/double-double | 4-12 | vs. IND 3/20/24 |
| Pistons trailing after the 3rd qtr | 3-57 | @ MEM 4/5/24 | 2+ Opp w/double-double | 4-12 | @ ATL 4/3/24 |
| Pistons trailing at halftime | 4-54 | @ MEM 4/5/24 | 3+ Pistons w/double-double | 0-1 | @ BOS 12/28/23 |
| Pistons trailing after 1st qtr | 4-45 | @ MEM 4/5/24 | 3+ Opp w/double-double | 0-2 | @ ATL 4/3/24 |
| 1st game Back-to-Back | 2-12 | @ MEM 4/5/24 | Pistons PITP >= Opp PITP | 7-21 | @ ATL 4/3/24 |
| 2nd game Back-to-Back | 4-10 | @ BKN 4/6/24 | Opp PITP >= Pistons PITP | 5-38 | @ BKN 4/6/24 |
| 1st game after a win | 3-10 | vs. MEM 4/1/24 | Pistons 2CP >= Opp 2CP | 10-29 | vs. NOP 3/24/24 |
| 1st game after a loss | 10-54 | @ BKN 4/6/24 | Opp 2CP >= Pistons 2CP | 3-32 | @ BKN 4/6/24 |
| On Monday | 2-12 | vs. MEM 4/1/24 | Pistons FB Pts >= Opp FB Pts | 7-27 | @ ATL 4/3/24 |
| On Tuesday | 1-5 | @ MIA 3/5/24 | Opp FB Pts >= Pistons FB Pts | 5-34 | @ BKN 4/6/24 |
| On Wednesday | 3-14 | @ ATL 4/3/24 | | | |
| On Thursday | 2-5 | vs. BKN 3/7/24 | | | |
| On Friday | 2-12 | @ MEM 4/5/24 | | | |
| On Saturday | 2-9 | @ BKN 4/6/24 | | | |
| On Sunday | 1-8 | vs. NOP 3/24/24 | | | |
| January | 3-12 | @ CLE 1/31/24 | | | |
| February | 3-8 | @ CHI 2/27/24 | | | |
| March | 4-12 | @ WAS 3/29/24 | | | |
| April | 0-4 | @ BKN 4/6/24 | | | |
| October | 2-2 | @ OKC 10/30/23 | | | |
| November | 0-15 | @ NYK 11/30/23 | | | |
| December | 1-12 | vs. TOR 12/30/23 | | | |



2023-24 DETROIT PISTONS/OPPONENTS SINGLE GAME HIGHS/LOWS

| | | DETROIT PISTONS | | OPPONENTS |
|-----------------------|-------|--|-------|---|
| Points | 50 | Malachi Flynn at ATL 04/03/2024 | 51 | Zach LaVine vs. CHI 10/28/2023 |
| Points in a Quarter | 20 | Cade Cunningham 4th) at ATL 12/18/2023 | 21 | Jaren Jackson Jr. (3rd) vs. MEM 04/01/2024 |
| | | | 21 | Luka Dončić (2nd) vs. DAL 03/09/2024 |
| Points in a Half | 37 | Cade Cunningham (2nd) vs. BKN 12/26/2023 | 32 | Desmond Bane (2nd) vs. MEM 12/06/2023 |
| Field Goals | 18 | Malachi Flynn at ATL 04/03/2024 | 19 | Desmond Bane vs. MEM 12/06/2023 |
| | | | 19 | Zach LaVine vs. CHI 10/28/2023 |
| Field Goal Attempts | 33 | Cade Cunningham at WAS 03/29/2024 | 33 | Zach LaVine vs. CHI 10/28/2023 |
| Field Goal Percentage | 1.000 | Chimezie Metu (9-9) at BKN 04/06/2024 | 1.000 | Markelle Fultz (8-8) at ORL 03/03/2024 |
| 3-PT Field Goal | 8 | Alec Burks at WAS 01/15/2024 | 11 | Donte DiVincenzo at NYK 03/25/2024 |
| | 8 | Bojan Bogdanovic at UTA 01/03/2024 | | |
| 3-PT FG Attempts | 15 | Bojan Bogdanovic at UTA 01/03/2024 | 20 | Donte DiVincenzo at NYK 03/25/2024 |
| 3-PT FG Percentage | 1.000 | Jaden Ivey (7-7) at POR 02/08/2024 | 1.000 | Karl-Anthony Towns (5-5) vs. MIN 01/17/2024 |
| | | | 1.000 | Marcus Morris Sr. (5-5) at PHI 12/15/2023 |
| Free Throws | 11 | Cade Cunningham vs. DEN 11/20/2023 | 18 | Jerami Grant at POR 02/08/2024 |
| | 11 | Alec Burks at CHA 10/27/2023 | | |
| Free Throw Attempts | 12 | Malachi Flynn at ATL 04/03/2024 | 22 | Giannis Antetokounmpo vs. MIL 01/20/2024 |
| | 12 | Jaden Ivey vs. TOR 12/30/2023 | | |
| | 12 | Cade Cunningham vs. PHI 12/13/2023 | | |
| | 12 | Alec Burks at CHA 10/27/2023 | | |
| Free Throw Percentage | 1.000 | Cade Cunningham (11-11) vs. DEN 11/20/2023 | 1.000 | Damian Lillard (16-16) vs. MIL 01/20/2024 |
| Offensive Rebounds | 9 | Jalen Duren vs. TOR 03/13/2024 | 8 | Trey Jemison at MEM 04/05/2024 |
| | 9 | Jalen Duren vs. OKC 01/28/2024 | 8 | Jimmy Butler at MIA 10/25/2023 |
| Defensive Rebounds | 17 | Jalen Duren at WAS 01/15/2024 | 14 | Clint Capela at ATL 04/03/2024 |
| | | | 14 | Giannis Antetokounmpo vs. MIL 01/22/2024 |
| Total Rebounds | 23 | Jalen Duren vs. TOR 03/13/2024 | 17 | Bam Adebayo vs. MIA 03/17/2024 |
| | | | 17 | Evan Mobley vs. CLE 03/01/2024 |
| Assists | 13 | Cade Cunningham at UTA 01/03/2024 | 17 | Giannis Antetokounmpo vs. MIL 01/22/2024 |
| | | | 16 | Nikola Jokic at DEN 01/07/2024 |
| Steals | 5 | Chimezie Metu at ATL 04/03/2024 | 5 | Tyrese Haliburton vs. IND 12/11/2023 |
| | 5 | Ausar Thompson vs. CLE 03/01/2024 | 5 | Alex Caruso at CHI 02/27/2024 |
| | | | 5 | Matisse Thybulle at POR 02/08/2024 |
| | | | 5 | Jayson Tatum at BOS 12/28/2023 |
| Blocks | 5 | Isaiah Stewart vs. MIL 01/22/2024 | 5 | Deandre Ayton vs. POR 11/01/2023 |
| | 5 | Jalen Duren vs. WAS 11/27/2023 | 6 | Anthony Davis at LAL 02/13/2024 |
| | 5 | Ausar Thompson at MIA 10/25/2023 | 6 | Walker Kessler at UTA 01/03/2024 |
| Minutes | 48:05 | Jaden Ivey at POR 02/08/2024 | 45:00 | Jerami Grant at POR 02/08/2024 |
| Points in Paint | 24 | Cade Cunningham vs. PHX 11/05/2023 | 30 | Domantas Sabonis vs. SAC 01/09/2024 |
| Second Chance Points | 12 | Jalen Duren at POR 02/08/2024 | 14 | Myles Turner at IND 11/24/2023 |
| Fast Break Points | 12 | Bojan Bogdanovic vs. BKN 12/26/2023 | 13 | Keegan Murray vs. SAC 01/09/2024 |

2023-24 DETROIT PISTONS/OPPONENTS TEAM SINGLE GAME HIGHS/LOWS

| PISTONS HIGHS | PISTONS LOWS | CATEGORY | OPPONENTS HIGHS | OPPONENTS LOWS |
|-----------------------------|----------------------------|-----------------------|-----------------------------|---------------------------|
| 148 at UTA 01/03/2024 | 90 at MEM 04/05/2024 | Points | 154 at UTA 01/03/2024 | 87 at WAS 03/29/2024 |
| 47 vs. SAC 01/09/2024 | 10 vs. NOP 03/24/2024 | Points/1st Qtr. | 43 at MIL 12/16/2023 | 16 vs. BKN 03/07/2024 |
| 46 vs. OKC 01/28/2024 | 16 (2) at MEM 04/05/2024 | Points/2nd Qtr. | 41 (2) vs. BKN 03/07/2024 | 17 at MIN 03/27/2024 |
| 70 (2) vs. OKC 01/28/2024 | 38 at MEM 04/05/2024 | Points/1st Half | 81 at MIL 12/16/2023 | 40 at WAS 03/29/2024 |
| 45 at IND 02/22/2024 | 16 at BOS 12/28/2023 | Points/3rd Qtr. | 47 at HOU 01/01/2024 | 19 vs. MIA 03/17/2024 |
| 41 at TOR 11/19/2023 | 15 vs. SAC 01/09/2024 | Points/4th Qtr. | 41 vs. TOR 12/30/2023 | 12 at WAS 03/29/2024 |
| 77 vs. TOR 12/30/2023 | 37 at WAS 03/29/2024 | Points/2nd Half | 83 vs. TOR 12/30/2023 | 40 at CHI 02/27/2024 |
| | | Field Goals | 55 at TOR 11/19/2023 | 33 (2) vs. CLE 03/01/2024 |
| 56 at UTA 01/03/2024 | 31 at MIN 03/27/2024 | Field Goal Attempts | 103 at UTA 01/03/2024 | 72 at ORL 03/03/2024 |
| 108 at LAL 02/13/2024 | 75 at CHI 02/27/2024 | Field Goal Percentage | .597 at ORL 03/03/2024 | .375 at CHA 10/27/2023 |
| .560 at SAC 02/07/2024 | .371 vs. CLE 03/01/2024 | | | |
| 21 vs. MIL 01/20/2024 | 4 at PHI 12/15/2023 | 3-PT Field Goal | 22 at BOS 03/18/2024 | 2 at CHI 02/27/2024 |
| 44 at GSW 01/05/2024 | 18 at IND 11/24/2023 | 3-PT FG Attempts | 49 at BOS 03/18/2024 | 20 vs. POR 11/01/2023 |
| .593 at POR 02/08/2024 | .190 at PHI 12/15/2023 | 3-PT FG Percentage | .500 (4) vs. ORL 02/24/2024 | .069 at CHI 02/27/2024 |
| | | Free Throws | 36 at PHX 02/14/2024 | 6 at WAS 03/29/2024 |
| 35 vs. TOR 12/30/2023 | 2 at BKN 04/06/2024 | Free Throw Attempts | 49 vs. MIL 01/20/2024 | 8 at WAS 03/29/2024 |
| 40 vs. TOR 12/30/2023 | 4 at BKN 04/06/2024 | Free Throw Percentage | .962 at LAC 02/10/2024 | .611 vs. IND 03/20/2024 |
| 1.000 (3) at LAC 02/10/2024 | .500 (2) at BKN 04/06/2024 | | | |
| 20 vs. DAL 03/09/2024 | 5 (3) at BKN 04/06/2024 | Offensive Rebounds | 17 vs. GSW 11/06/2023 | 0 at LAC 02/10/2024 |
| 47 vs. TOR 03/13/2024 | 23 (3) at BKN 04/06/2024 | Defensive Rebounds | 45 at PHX 02/14/2024 | 20 vs. CHI 10/28/2023 |
| 58 vs. TOR 03/13/2024 | 28 (2) at BKN 04/06/2024 | Total Rebounds | 54 (2) at PHX 02/14/2024 | 28 vs. BKN 03/07/2024 |
| | | Assists | 44 at TOR 11/19/2023 | 16 vs. CHI 10/28/2023 |
| 36 vs. ATL 11/14/2023 | 15 at MIN 03/27/2024 | Steals | 17 at PHI 12/15/2023 | 2 at WAS 03/29/2024 |
| 14 (2) at ATL 04/03/2024 | 2 (3) at SAC 02/07/2024 | Team Fouls | 26 vs. TOR 12/30/2023 | 7 vs. MEM 12/06/2023 |
| 30 (2) at PHX 02/14/2024 | 10 at WAS 01/15/2024 | Personal Fouls | 27 (2) at POR 02/08/2024 | 9 (3) at BOS 03/18/2024 |
| 32 at PHX 02/14/2024 | 11 vs. OKC 01/28/2024 | Turnovers | 23 at PHX 02/14/2024 | 4 at SAC 02/07/2024 |
| 23 at CHA 10/27/2023 | 7 at BKN 04/06/2024 | Blocks | 11 (2) at PHX 02/14/2024 | 1 (2) at HOU 01/01/2024 |
| 13 at MIA 10/25/2023 | 0 (2) vs. CHA 01/24/2024 | | | |
| 70 vs. ATL 11/14/2023 | 32 vs. GSW 11/06/2023 | Points in Paint | 82 vs. SAC 01/09/2024 | 28 vs. CLE 03/01/2024 |
| 31 at BOS 12/28/2023 | 2 (2) at BKN 04/06/2024 | Second Chance Points | 26 (3) at MIL 12/16/2023 | 0 at LAC 02/10/2024 |
| 28 at LAC 02/10/2024 | 6 (3) vs. WAS 01/27/2024 | Fast Break Points | 32 at PHI 12/15/2023 | 2 (2) at CHI 02/27/2024 |
| 21 at BOS 12/28/2023 | 0 (7) at NYK 03/25/2024 | Biggest Lead | 41 at PHI 12/15/2023 | 1 at WAS 03/29/2024 |
| 85 vs. MIL 01/20/2024 | 16 vs. CLE 03/01/2024 | Bench Points | 70 vs. SAS 01/10/2024 | 10 vs. PHI 11/10/2023 |
| 28 (3) at ORL 03/03/2024 | 3 (2) vs. HOU 01/12/2024 | Points Off Turnovers | 35 vs. DAL 03/09/2024 | 9 (2) vs. CHA 03/11/2024 |





2023-24 GAME-BY-GAME STATISTICS AND RESULTS

| DATE | OPPONENT | H-R | W-L | SCORE DET-OPP | HOME RECORD | ROAD RECORD | TOTAL RECORD | PISTONS HI SCORER | PT | PISTONS HI REBR | RB | PISTONS HI ASSISTS | AST | OPPONENT HI SCORER | PT | ATTEND |
|-------|------------------|-----|-----|------------------|----------------|----------------|-----------------|------------------------|----|------------------------------------|----|--------------------------------|-----|-----------------------|----|--------|
| 10/25 | at Heat | R | L | 102-103 | 0-0 | 0-1 | 0-1 | C. Cunningham | 30 | I. Stewart/J. Duren | 14 | C. Cunningham | 9 | B. Adebayo | 22 | 19,695 |
| 10/27 | at Hornets | R | W | 111-99 | 0-0 | 1-1 | 1-1 | A. Burks | 24 | J. Duren | 17 | A. Thompson/C. Cunningham | 6 | T. Rozier/L. Ball | 20 | 15,855 |
| 10/28 | Bulls | H | W | 118-102 | 1-0 | 1-1 | 2-1 | C. Cunningham | 25 | J. Duren | 15 | C. Cunningham | 10 | Z. LaVine | 51 | 20,062 |
| 10/30 | at Thunder | R | L | 112-124 | 1-0 | 1-2 | 2-2 | J. Ivey | 20 | A. Thompson | 10 | K. Hayes/A. Burks | 7 | S. Gilgeous-Alexander | 32 | 16,127 |
| 11/01 | Trail Blazers | H | L | 101-110 | 1-1 | 1-2 | 2-3 | C. Cunningham | 30 | A. Thompson | 7 | M. Sasser | 6 | S. Sharpe | 29 | 16,912 |
| 11/02 | at Pelicans | R | L | 116-125 | 1-1 | 1-3 | 2-4 | C. Cunningham | 22 | M. Bagley III | 9 | C. Cunningham | 11 | C. McCollum | 33 | 15,884 |
| 11/05 | Suns | H | L | 106-120 | 1-2 | 1-3 | 2-5 | C. Cunningham | 26 | J. Duren | 11 | C. Cunningham | 6 | K. Durant | 41 | 20,062 |
| 11/06 | Warriors | H | L | 109-120 | 1-3 | 1-3 | 2-6 | K. Hayes/C. Cunningham | 21 | I. Stewart | 11 | K. Hayes | 7 | S. Curry | 34 | 20,062 |
| 11/08 | at Bucks | R | L | 118-120 | 1-3 | 1-4 | 2-7 | C. Cunningham | 33 | A. Thompson | 15 | C. Cunningham | 8 | D. Lillard | 34 | 17,341 |
| 11/10 | 76ers | H | L | 106-114 | 1-4 | 1-4 | 2-8 | K. Hayes | 23 | A. Thompson | 13 | C. Cunningham | 7 | J. Embiid | 33 | 18,902 |
| 11/12 | at Bulls | R | L | 108-119 | 1-4 | 1-5 | 2-9 | K. Knox II | 18 | A. Thompson | 16 | M. Sasser | 6 | D. DeRozan | 29 | 19,088 |
| 11/14 | Hawks | H | L | 120-126 | 1-5 | 1-5 | 2-10 | M. Bagley III | 22 | M. Bagley III | 11 | C. Cunningham | 12 | D. Murray | 32 | 16,963 |
| 11/17 | at Cavaliers | R | L | 100-108 | 1-5 | 1-6 | 2-11 | C. Cunningham | 20 | K. Knox III/I. Stewart/A. Thompson | 10 | C. Cunningham | 8 | D. Garland | 28 | 19,432 |
| 11/19 | at Raptors | R | L | 113-142 | 1-5 | 1-7 | 2-12 | S. Umude | 19 | A. Thompson | 10 | M. Sasser | 6 | P. Siakam | 23 | 19,182 |
| 11/20 | Nuggets | H | L | 103-107 | 1-6 | 1-7 | 2-13 | C. Cunningham | 27 | I. Stewart | 11 | C. Cunningham | 9 | R. Jackson | 21 | 19,403 |
| 11/24 | at Pacers | R | L | 113-136 | 1-6 | 1-8 | 2-14 | C. Cunningham | 31 | J. Duren | 13 | C. Cunningham | 5 | T. Haliburton | 26 | 17,274 |
| 11/27 | Wizards | H | L | 107-126 | 1-7 | 1-8 | 2-15 | C. Cunningham | 26 | J. Duren | 14 | J. Ivey/C. Cunningham | 7 | K. Kuzma | 32 | 14,346 |
| 11/29 | Lakers | H | L | 107-133 | 1-8 | 1-8 | 2-16 | C. Cunningham | 15 | J. Duren | 7 | K. Hayes/M. Sasser | 8 | D. Russell | 35 | 20,062 |
| 11/30 | at Knicks | R | L | 112-118 | 1-8 | 1-9 | 2-17 | C. Cunningham | 31 | J. Duren | 12 | C. Cunningham | 8 | J. Brunson | 42 | 19,812 |
| 12/02 | Cavaliers | H | L | 101-110 | 1-9 | 1-9 | 2-18 | C. Cunningham | 23 | J. Duren | 11 | C. Cunningham | 11 | D. Garland/M. Strus | 22 | 18,924 |
| 12/06 | Grizzlies | H | L | 102-116 | 1-10 | 1-9 | 2-19 | B. Bogdanovic | 22 | J. Duren | 11 | C. Cunningham | 10 | D. Bane | 49 | 12,862 |
| 12/08 | at Magic | R | L | 91-123 | 1-10 | 1-10 | 2-20 | C. Cunningham | 21 | K. Hayes | 7 | C. Cunningham | 6 | F. Wagner | 27 | 18,655 |
| 12/11 | Pacers | H | L | 123-131 | 1-11 | 1-10 | 2-21 | C. Cunningham | 23 | I. Stewart | 7 | K. Hayes/C. Cunningham | 7 | B. Mathurin | 30 | 14,988 |
| 12/13 | 76ers | H | L | 111-129 | 1-12 | 1-10 | 2-22 | B. Bogdanovic | 33 | A. Thompson | 8 | C. Cunningham | 7 | J. Embiid | 41 | 16,749 |
| 12/15 | at 76ers | R | L | 92-124 | 1-12 | 1-11 | 2-23 | J. Wiseman | 20 | J. Wiseman | 13 | M. Sasser/J. Ivey | 4 | J. Embiid | 35 | 19,761 |
| 12/16 | at Bucks | R | L | 114-146 | 1-12 | 1-12 | 2-24 | C. Cunningham | 25 | M. Bagley III | 7 | C. Cunningham | 6 | D. Lillard | 33 | 17,666 |
| 12/18 | at Hawks | R | L | 124-130 | 1-12 | 1-13 | 2-25 | C. Cunningham | 43 | A. Thompson/J. Ivey | 8 | C. Cunningham | 7 | T. Young | 31 | 17,664 |
| 12/21 | Jazz | H | L | 111-119 | 1-13 | 1-13 | 2-26 | C. Cunningham | 28 | I. Stewart | 10 | C. Cunningham | 10 | K. Olynyk | 27 | 18,122 |
| 12/23 | at Nets | R | L | 115-126 | 1-13 | 1-14 | 2-27 | J. Ivey | 23 | B. Bogdanovic | 8 | J. Ivey | 7 | M. Bridges | 29 | 17,732 |
| 12/26 | Nets | H | L | 112-118 | 1-14 | 1-14 | 2-28 | C. Cunningham | 41 | J. Duren | 15 | C. Cunningham | 5 | C. Johnson | 24 | 19,811 |
| 12/28 | at Celtics | R | L | 122-128 | 1-14 | 1-15 | 2-29 | C. Cunningham | 31 | J. Duren | 14 | C. Cunningham | 9 | K. Porzingis | 35 | 19,156 |
| 12/30 | Raptors | H | W | 129-127 | 2-14 | 1-15 | 3-29 | C. Cunningham | 30 | J. Duren | 17 | C. Cunningham | 12 | P. Siakam | 35 | 18,411 |
| 01/01 | at Rockets | R | L | 113-136 | 2-14 | 1-16 | 3-30 | A. Burks | 21 | J. Duren | 14 | C. Cunningham | 10 | A. Sengun | 26 | 18,055 |
| 01/03 | at Jazz | R | L | 148-154 | 2-14 | 1-17 | 3-31 | B. Bogdanovic | 36 | J. Duren | 10 | C. Cunningham | 13 | J. Clarkson | 36 | 18,206 |
| 01/05 | at Warriors | R | L | 109-113 | 2-14 | 1-18 | 3-32 | C. Cunningham | 30 | J. Duren | 12 | K. Hayes | 5 | S. Curry | 26 | 18,064 |
| 01/07 | at Nuggets | R | L | 114-131 | 2-14 | 1-19 | 3-33 | J. Duren | 20 | A. Thompson/I. Livers/J. Duren | 5 | K. Hayes/J. Ivey | 6 | J. Murray | 37 | 19,623 |
| 01/09 | Kings | H | L | 110-131 | 2-15 | 1-19 | 3-34 | B. Bogdanovic | 26 | J. Duren | 10 | K. Hayes | 7 | D. Saboris | 37 | 13,992 |
| 01/10 | Spurs | H | L | 108-130 | 2-16 | 1-19 | 3-35 | J. Duren | 21 | J. Duren | 12 | K. Hayes | 12 | K. Johnson | 17 | 17,833 |
| 01/12 | Rockets | H | L | 110-112 | 2-17 | 1-19 | 3-36 | K. Knox III/A. Burks | 19 | A. Thompson/J. Duren | 8 | K. Hayes/J. Ivey | 8 | A. Sengun | 29 | 13,987 |
| 01/15 | at Wizards | R | W | 129-117 | 2-17 | 2-19 | 4-36 | A. Burks | 34 | J. Duren | 19 | K. Hayes/J. Ivey | 6 | T. Jones | 22 | 15,156 |
| 01/17 | Timberwolves | H | L | 117-124 | 2-18 | 2-19 | 4-37 | J. Ivey | 32 | J. Duren | 11 | K. Hayes | 8 | K. Towns/A. Edwards | 27 | 16,022 |
| 01/20 | Bucks | H | L | 135-141 | 2-19 | 2-19 | 4-38 | A. Burks | 33 | A. Thompson/J. Duren | 9 | A. Burks/J. Ivey | 6 | D. Lillard | 45 | 19,996 |
| 01/22 | Bucks | H | L | 113-122 | 2-20 | 2-19 | 4-39 | M. Sasser | 23 | J. Duren | 12 | J. Ivey | 6 | G. Antetokounmpo | 31 | 17,201 |
| 01/24 | Hornets | H | W | 113-106 | 3-20 | 2-19 | 5-39 | B. Bogdanovic | 34 | I. Stewart/J. Duren | 8 | K. Hayes | 8 | B. Miller | 23 | 15,020 |
| 01/27 | Wizards | H | L | 104-118 | 3-21 | 2-19 | 5-40 | B. Bogdanovic | 30 | J. Duren | 18 | C. Cunningham | 12 | K. Kuzma | 30 | 16,922 |
| 01/28 | Thunder | H | W | 120-104 | 4-21 | 2-19 | 6-40 | J. Duren | 22 | J. Duren | 21 | J. Duren/J. Ivey | 6 | S. Gilgeous-Alexander | 31 | 16,861 |
| 01/31 | at Cavaliers | R | L | 121-128 | 4-21 | 2-20 | 6-41 | D. Gallinari | 20 | J. Duren | 9 | C. Cunningham | 7 | D. Mitchell | 45 | 19,432 |
| 02/02 | Clippers | H | L | 125-136 | 4-22 | 2-20 | 6-42 | J. Ivey | 28 | J. Duren | 13 | C. Cunningham | 11 | K. Leonard | 33 | 19,122 |
| 02/04 | Magic | H | L | 99-111 | 4-23 | 2-20 | 6-43 | C. Cunningham/J. Ivey | 18 | A. Thompson | 7 | C. Cunningham | 7 | F. Wagner | 38 | 17,982 |
| 02/07 | at Kings | R | W | 133-120 | 4-23 | 3-20 | 7-43 | J. Ivey | 37 | J. Duren | 15 | K. Hayes | 9 | D. Saboris | 30 | 17,832 |
| 02/08 | at Trail Blazers | R | W | 128-122 | 4-23 | 4-20 | 8-43 | J. Duren | 27 | J. Duren | 22 | M. Sasser | 11 | J. Grant | 49 | 18,125 |
| 02/10 | at Clippers | R | L | 106-112 | 4-23 | 4-21 | 8-44 | J. Ivey | 23 | J. Duren | 18 | C. Cunningham | 10 | P. George | 33 | 19,370 |
| 02/13 | at Lakers | R | L | 111-125 | 4-23 | 4-22 | 8-45 | A. Thompson | 19 | J. Wiseman | 9 | C. Cunningham | 7 | L. James | 25 | 18,997 |
| 02/14 | at Suns | R | L | 100-116 | 4-23 | 4-23 | 8-46 | S. Fontecchio | 18 | S. Milton/J. Duren | 9 | C. Cunningham | 8 | K. Durant | 25 | 17,071 |
| 02/22 | at Pacers | R | L | 115-129 | 4-23 | 4-24 | 8-47 | C. Cunningham | 30 | J. Duren | 13 | C. Cunningham | 8 | T. Haliburton | 25 | 16,506 |
| 02/24 | Magic | H | L | 109-112 | 4-24 | 4-24 | 8-48 | C. Cunningham | 26 | J. Duren | 11 | J. Ivey | 7 | P. Bancho | 15 | 19,388 |
| 02/26 | at Knicks | R | L | 111-113 | 4-24 | 4-25 | 8-49 | C. Cunningham | 32 | J. Duren | 16 | C. Cunningham | 8 | J. Brunson | 35 | 19,303 |
| 02/27 | at Bulls | R | W | 105-95 | 4-24 | 5-25 | 9-49 | C. Cunningham | 26 | J. Duren | 10 | C. Cunningham/J. Ivey/J. Duren | 5 | N. Vučević/D. DeRozan | 25 | 21,089 |
| 03/01 | Cavaliers | H | L | 100-110 | 4-25 | 5-25 | 9-50 | C. Cunningham | 21 | J. Duren | 10 | C. Cunningham | 10 | D. Garland | 29 | 19,299 |
| 03/03 | at Magic | R | L | 91-113 | 4-25 | 5-26 | 9-51 | E. Fournier | 17 | A. Thompson | 6 | C. Cunningham | 7 | P. Bancho | 29 | 19,459 |
| 03/05 | at Heat | R | L | 110-118 | 4-25 | 5-27 | 9-52 | C. Cunningham | 23 | J. Duren | 10 | C. Cunningham | 8 | J. Butler | 26 | 19,724 |
| 03/07 | Nets | H | W | 118-112 | 5-25 | 5-27 | 10-52 | J. Ivey | 34 | J. Duren | 14 | C. Cunningham | 11 | D. Schroder | 31 | 19,011 |
| 03/09 | Mavericks | H | L | 124-142 | 5-26 | 5-27 | 10-53 | C. Cunningham | 33 | J. Wiseman | 12 | C. Cunningham | 10 | L. Dončić | 39 | 20,062 |
| 03/11 | Hornets | H | W | 114-97 | 6-26 | 5-27 | 11-53 | C. Cunningham | 22 | J. Duren | 10 | C. Cunningham | 8 | M. Bridges | 24 | 18,003 |
| 03/13 | Raptors | H | W | 113-104 | 7-26 | 5-27 | 12-53 | J. Duren | 24 | J. Duren | 23 | J. Ivey | 7 | I. Quickley | 25 | 19,313 |
| 03/15 | Heat | H | L | 95-108 | 7-27 | 5-27 | 12-54 | S. Fontecchio | 24 | J. Duren | 17 | C. Cunningham/J. Ivey | 9 | B. Adebayo | 22 | 19,894 |
| 03/17 | Heat | H | L | 101-104 | 7-28 | 5-27 | 12-55 | E. Fournier | 18 | J. Duren | 10 | C. Cunningham | 9 | D. Robinson | 30 | 20,004 |
| 03/18 | at Celtics | R | L | 94-119 | 7-28 | 5-28 | 12-56 | J. Ivey | 21 | J. Duren | 9 | M. Sasser | 6 | J. Brown | 31 | 19,156 |
| 03/20 | Pacers | H | L | 103-122 | 7-29 | 5-28 | 12-57 | C. Cunningham | 23 | J. Duren | 12 | C. Cunningham | 10 | P. Siakam | 25 | 19,897 |
| 03/22 | Celtics | H | L | 102-129 | 7-30 | 5-28 | 12-58 | J. Wiseman | 24 | J. Wiseman | 9 | M. Sasser | 7 | J. Brown | 33 | 19,994 |
| 03/24 | Pelicans | H | L | 101-114 | 7-31 | 5-28 | 12-59 | C. Metu/M. Flynn | 17 | J. Wiseman | 11 | J. Ivey/M. Flynn | 4 | Z. Williamson | 36 | 19,922 |
| 03/25 | at Knicks | R | L | 99-124 | 7-31 | 5-29 | 12-60 | M. Sasser | 24 | J. Wiseman | 11 | M. Sasser | 6 | D. Vincenzo | 40 | 19,812 |
| 03/27 | at Timberwolves | R | L | 91-106 | 7-31 | 5-30 | 12-61 | C. Cunningham | 32 | J. Duren | 11 | M. Sasser | 5 | N. Reid | 21 | 18,024 |
| 03/29 | at Wizards | R | W | 96-87 | 7-31 | 6-30 | 13-61 | C. Cunningham | 33 | J. Duren | 17 | C. Cunningham | 7 | C. Kispert | 23 | 15,023 |
| 04/01 | Grizzlies | H | L | 108-110 | 7-32 | 6-30 | 13-62 | C. Cunningham | 36 | J. Wiseman | 10 | C. Cunningham | 8 | J. Jackson Jr. | 40 | 19,999 |
| 04/03 | at Hawks | R | L | 113-121 | 7-32 | 6-31 | 13-63 | M. Flynn | 50 | T. Evbuomwan/M. Flynn | 6 | M. Flynn | 5 | J. Johnson | 28 | 17,899 |
| 04/05 | at Grizzlies | R | L | 90-108 | 7-32 | 6-32 | 13-64 | J. Ivey | 31 | J. Duren | 10 | M. Flynn | 6 | M. Pereira/T. Jemison | 17 | 16,745 |
| 04/06 | at Nets | R | L | 103-113 | 7-32 | 6-33 | 13-65 | C. Metu | 20 | C. Metu | 7 | J. Ivey | 10 | C. Thomas | 32 | 17,732 |





QUARTER-BY-QUARTER SCORING BREAKDOWN

| | | | PISTONS | | | | | | | | | OPPONENTS | | | | | | | | | | |
|-------|------------------|-------------|---------|-----|-----|----------|-----|-----|----------|--------|--------------|-----------|-----|-----|----------|-----|-----|----------|--------|--------------|-------|-------------|
| DATE | OPPONENT | OVERALL REC | W/L | 1ST | 2ND | 1ST HALF | 3RD | 4TH | 2ND HALF | 1ST OT | BIGGEST LEAD | TOTAL | 1ST | 2ND | 1ST HALF | 3RD | 4TH | 2ND HALF | 1ST OT | BIGGEST LEAD | TOTAL | POINT DIFF. |
| 10/25 | at Miami | 0-1 | L | 29 | 18 | 47 | 28 | 27 | 55 | -- | 7 | 102 | 26 | 32 | 58 | 25 | 20 | 45 | -- | 19 | 103 | -1 |
| 10/27 | at Charlotte | 1-1 | W | 32 | 22 | 54 | 29 | 28 | 57 | -- | 15 | 111 | 21 | 26 | 47 | 28 | 24 | 52 | -- | 2 | 99 | 12 |
| 10/28 | Chicago | 2-1 | W | 29 | 28 | 57 | 27 | 34 | 61 | -- | 19 | 118 | 26 | 18 | 44 | 33 | 25 | 58 | -- | 4 | 102 | 16 |
| 10/30 | at Oklahoma City | 2-2 | L | 21 | 26 | 47 | 32 | 33 | 65 | -- | 1 | 112 | 33 | 26 | 59 | 32 | 33 | 65 | -- | 21 | 124 | -12 |
| 11/1 | Portland | 2-3 | L | 32 | 27 | 59 | 25 | 17 | 42 | -- | 18 | 101 | 26 | 21 | 47 | 36 | 27 | 63 | -- | 9 | 110 | -9 |
| 11/2 | at New Orleans | 2-4 | L | 29 | 20 | 49 | 34 | 33 | 67 | -- | 2 | 116 | 35 | 37 | 72 | 22 | 31 | 53 | -- | 25 | 125 | -9 |
| 11/5 | Phoenix | 2-5 | L | 27 | 22 | 49 | 31 | 26 | 57 | -- | 3 | 106 | 28 | 30 | 58 | 34 | 28 | 62 | -- | 21 | 120 | -14 |
| 11/6 | Golden State | 2-6 | L | 26 | 22 | 48 | 34 | 27 | 61 | -- | 7 | 109 | 31 | 25 | 56 | 27 | 37 | 64 | -- | 13 | 120 | -11 |
| 11/8 | at Milwaukee | 2-7 | L | 23 | 29 | 52 | 43 | 23 | 66 | -- | 10 | 118 | 24 | 38 | 62 | 28 | 30 | 58 | -- | 15 | 120 | -2 |
| 11/10 | Philadelphia | 2-8 | L | 33 | 23 | 56 | 21 | 29 | 50 | -- | 16 | 106 | 21 | 27 | 48 | 35 | 31 | 66 | -- | 17 | 114 | -8 |
| 11/12 | at Chicago | 2-9 | L | 31 | 19 | 50 | 31 | 27 | 58 | -- | 11 | 108 | 22 | 33 | 55 | 29 | 35 | 64 | -- | 11 | 119 | -11 |
| 11/14 | Atlanta | 2-10 | L | 29 | 31 | 60 | 31 | 29 | 60 | -- | 5 | 120 | 38 | 26 | 64 | 33 | 29 | 62 | -- | 12 | 126 | -6 |
| 11/17 | at Cleveland | 2-11 | L | 26 | 19 | 45 | 28 | 27 | 55 | -- | 6 | 100 | 35 | 24 | 59 | 21 | 28 | 49 | -- | 16 | 108 | -8 |
| 11/19 | at Toronto | 2-12 | L | 20 | 25 | 45 | 27 | 41 | 68 | -- | 0 | 113 | 32 | 37 | 69 | 35 | 38 | 73 | -- | 40 | 142 | -29 |
| 11/20 | Denver | 2-13 | L | 23 | 32 | 55 | 24 | 24 | 48 | -- | 8 | 103 | 27 | 29 | 56 | 25 | 26 | 51 | -- | 8 | 107 | -4 |
| 11/24 | at Indiana | 2-14 | L | 26 | 37 | 63 | 33 | 17 | 50 | -- | 6 | 113 | 33 | 28 | 61 | 36 | 39 | 75 | -- | 23 | 136 | -23 |
| 11/27 | Washington | 2-15 | L | 27 | 27 | 54 | 29 | 24 | 53 | -- | 8 | 107 | 31 | 26 | 57 | 37 | 32 | 69 | -- | 21 | 126 | -19 |
| 11/29 | LA Lakers | 2-16 | L | 24 | 24 | 48 | 28 | 31 | 59 | -- | 5 | 107 | 38 | 27 | 65 | 36 | 32 | 68 | -- | 33 | 133 | -26 |
| 11/30 | at New York | 2-17 | L | 17 | 37 | 54 | 33 | 25 | 58 | -- | 2 | 112 | 31 | 23 | 54 | 31 | 33 | 64 | -- | 16 | 118 | -6 |
| 12/2 | Cleveland | 2-18 | L | 30 | 18 | 48 | 34 | 19 | 53 | -- | 8 | 101 | 25 | 29 | 54 | 31 | 25 | 56 | -- | 12 | 110 | -9 |
| 12/6 | Memphis | 2-19 | L | 29 | 27 | 56 | 28 | 18 | 46 | -- | 8 | 102 | 31 | 21 | 52 | 30 | 34 | 64 | -- | 14 | 116 | -14 |
| 12/8 | at Orlando | 2-20 | L | 23 | 21 | 44 | 24 | 23 | 47 | -- | 6 | 91 | 28 | 30 | 58 | 35 | 30 | 65 | -- | 34 | 123 | -32 |
| 12/11 | Indiana | 2-21 | L | 36 | 25 | 61 | 32 | 30 | 62 | -- | 4 | 123 | 33 | 33 | 66 | 32 | 33 | 65 | -- | 15 | 131 | -8 |
| 12/13 | Philadelphia | 2-22 | L | 26 | 30 | 56 | 24 | 31 | 55 | -- | 2 | 111 | 39 | 31 | 70 | 34 | 25 | 59 | -- | 30 | 129 | -18 |
| 12/15 | at Philadelphia | 2-23 | L | 22 | 17 | 39 | 23 | 30 | 53 | -- | 0 | 92 | 26 | 35 | 61 | 33 | 30 | 63 | -- | 41 | 124 | -32 |
| 12/16 | at Milwaukee | 2-24 | L | 20 | 36 | 56 | 27 | 31 | 58 | -- | 0 | 114 | 43 | 38 | 81 | 33 | 32 | 65 | -- | 34 | 146 | -32 |
| 12/18 | at Atlanta | 2-25 | L | 25 | 27 | 52 | 32 | 40 | 72 | -- | 0 | 124 | 38 | 23 | 61 | 35 | 34 | 69 | -- | 16 | 130 | -6 |
| 12/21 | Utah | 2-26 | L | 32 | 26 | 58 | 30 | 23 | 53 | -- | 8 | 111 | 34 | 30 | 64 | 26 | 29 | 55 | -- | 13 | 119 | -8 |
| 12/23 | at Brooklyn | 2-27 | L | 21 | 35 | 56 | 26 | 33 | 59 | -- | 6 | 115 | 32 | 33 | 65 | 33 | 28 | 61 | -- | 21 | 126 | -11 |
| 12/26 | Brooklyn | 2-28 | L | 31 | 23 | 54 | 31 | 27 | 58 | -- | 14 | 112 | 25 | 36 | 61 | 27 | 30 | 57 | -- | 11 | 118 | -6 |
| 12/28 | at Boston | 2-29 | L | 30 | 36 | 66 | 16 | 26 | 42 | 14 | 21 | 122 | 27 | 20 | 47 | 35 | 26 | 61 | 20 | 8 | 128 | -6 |
| 12/30 | Toronto | 3-29 | W | 25 | 27 | 52 | 38 | 39 | 77 | -- | 11 | 129 | 24 | 20 | 44 | 42 | 41 | 83 | -- | 5 | 127 | 2 |
| 1/1 | at Houston | 3-30 | L | 29 | 26 | 55 | 25 | 33 | 58 | -- | 2 | 113 | 31 | 28 | 59 | 47 | 30 | 77 | -- | 33 | 136 | -23 |
| 1/3 | at Utah | 3-31 | L | 33 | 35 | 68 | 41 | 29 | 70 | 10 | 10 | 148 | 26 | 40 | 66 | 38 | 34 | 72 | 16 | 7 | 154 | -6 |
| 1/5 | at Golden State | 3-32 | L | 20 | 26 | 46 | 29 | 34 | 63 | -- | 3 | 109 | 22 | 28 | 50 | 29 | 34 | 63 | -- | 11 | 113 | -4 |
| 1/7 | at Denver | 3-33 | L | 29 | 28 | 57 | 28 | 29 | 57 | -- | 4 | 114 | 31 | 34 | 65 | 43 | 23 | 66 | -- | 24 | 131 | -17 |
| 1/9 | Sacramento | 3-34 | L | 47 | 18 | 65 | 30 | 15 | 45 | -- | 20 | 110 | 29 | 39 | 68 | 30 | 33 | 63 | -- | 21 | 131 | -21 |
| 1/10 | San Antonio | 3-35 | L | 19 | 32 | 51 | 26 | 31 | 57 | -- | 2 | 108 | 31 | 32 | 63 | 32 | 35 | 67 | -- | 25 | 130 | -22 |
| 1/12 | Houston | 3-36 | L | 30 | 25 | 55 | 36 | 19 | 55 | -- | 12 | 110 | 23 | 32 | 55 | 33 | 24 | 57 | -- | 6 | 112 | -2 |
| 1/15 | at Washington | 4-36 | W | 29 | 34 | 63 | 31 | 35 | 66 | -- | 15 | 129 | 22 | 40 | 62 | 25 | 30 | 55 | -- | 7 | 117 | 12 |
| 1/17 | Minnesota | 4-37 | L | 40 | 22 | 62 | 28 | 27 | 55 | -- | 3 | 117 | 39 | 31 | 70 | 28 | 26 | 54 | -- | 17 | 124 | -7 |
| 1/20 | Milwaukee | 4-38 | L | 38 | 29 | 67 | 31 | 37 | 68 | -- | 9 | 135 | 34 | 36 | 70 | 33 | 38 | 71 | -- | 11 | 141 | -6 |
| 1/22 | Milwaukee | 4-39 | L | 30 | 26 | 56 | 29 | 28 | 57 | -- | 8 | 113 | 30 | 28 | 58 | 31 | 33 | 64 | -- | 11 | 122 | -9 |
| 1/24 | Charlotte | 5-39 | W | 28 | 24 | 52 | 37 | 24 | 61 | -- | 8 | 113 | 31 | 21 | 52 | 40 | 14 | 54 | -- | 6 | 106 | 7 |
| 1/27 | Washington | 5-40 | L | 33 | 30 | 63 | 22 | 19 | 41 | -- | 12 | 104 | 36 | 25 | 61 | 26 | 31 | 57 | -- | 15 | 118 | -14 |
| 1/28 | Oklahoma City | 6-40 | W | 24 | 46 | 70 | 30 | 20 | 50 | -- | 19 | 120 | 31 | 30 | 61 | 25 | 18 | 43 | -- | 10 | 104 | 16 |
| 1/31 | at Cleveland | 6-41 | L | 23 | 34 | 57 | 34 | 30 | 64 | -- | 5 | 121 | 30 | 34 | 64 | 32 | 32 | 64 | -- | 9 | 128 | -7 |
| 2/2 | LA Clippers | 6-42 | L | 33 | 26 | 59 | 31 | 35 | 66 | -- | 14 | 125 | 27 | 38 | 65 | 36 | 35 | 71 | -- | 20 | 136 | -11 |
| 2/4 | Orlando | 6-43 | L | 29 | 18 | 47 | 28 | 24 | 52 | -- | 9 | 99 | 24 | 26 | 50 | 28 | 33 | 61 | -- | 12 | 111 | -12 |
| 2/7 | at Sacramento | 7-43 | W | 31 | 39 | 70 | 27 | 36 | 63 | -- | 15 | 133 | 36 | 27 | 63 | 36 | 21 | 57 | -- | 9 | 120 | 13 |
| 2/8 | at Portland | 8-43 | W | 25 | 31 | 56 | 28 | 36 | 64 | 8 | 6 | 128 | 30 | 41 | 71 | 26 | 23 | 49 | 2 | 23 | 122 | 6 |
| 2/10 | at LA Clippers | 8-44 | L | 30 | 28 | 58 | 23 | 25 | 48 | -- | 13 | 106 | 31 | 18 | 49 | 27 | 36 | 63 | -- | 13 | 112 | -6 |
| 2/13 | at LA Lakers | 8-45 | L | 24 | 24 | 48 | 31 | 32 | 63 | -- | 1 | 111 | 34 | 37 | 71 | 28 | 26 | 54 | -- | 24 | 125 | -14 |
| 2/14 | at Phoenix | 8-46 | L | 25 | 16 | 41 | 28 | 31 | 59 | -- | 2 | 100 | 37 | 33 | 70 | 29 | 17 | 46 | -- | 35 | 116 | -16 |
| 2/22 | at Indiana | 8-47 | L | 25 | 18 | 43 | 45 | 27 | 72 | -- | 1 | 115 | 42 | 30 | 72 | 30 | 27 | 57 | -- | 31 | 129 | -14 |
| 2/24 | Orlando | 8-48 | L | 30 | 25 | 55 | 30 | 24 | 54 | -- | 4 | 109 | 32 | 33 | 65 | 25 | 22 | 47 | -- | 11 | 112 | -3 |
| 2/26 | at New York | 8-49 | L | 27 | 31 | 58 | 26 | 27 | 53 | -- | 7 | 111 | 29 | 33 | 62 | 30 | 21 | 51 | -- | 13 | 113 | -2 |
| 2/27 | at Chicago | 9-49 | W | 22 | 28 | 50 | 29 | 26 | 55 | -- | 11 | 105 | 29 | 26 | 55 | 22 | 18 | 40 | -- | 13 | 95 | 10 |
| 3/1 | Cleveland | 9-50 | L | 24 | 24 | 48 | 22 | 30 | 52 | -- | 0 | 100 | 32 | 31 | 63 | 28 | 19 | 47 | -- | 26 | 110 | -10 |
| 3/3 | at Orlando | 9-51 | L | 27 | 23 | 50 | 21 | 20 | 41 | -- | 2 | 91 | 31 | 28 | 59 | 30 | 24 | 54 | -- | 27 | 113 | -22 |
| 3/5 | at Miami | 9-52 | L | 26 | 34 | 60 | 28 | 22 | 50 | -- | 5 | 110 | 36 | | | | | | | | | |



GAME-BY-GAME STATISTICS AND RESULTS

| DATE | GAME | W/L | FG | FGA | PCT | 3FG | 3FGA | PCT | FT | FTA | PCT | OR | DR | REB | AST | PF | ST | TO | BS | PTS |
|--------|---------------------------|-----|----|-----|-------|-----|------|-------|----|-----|-------|----|----|-----|-----|----|----|----|----|-----|
| 10/25 | Pistons at Heat | L | 41 | 92 | 0.446 | 11 | 32 | 0.344 | 9 | 15 | 0.600 | 17 | 39 | 56 | 28 | 23 | 3 | 17 | 13 | 102 |
| 19,695 | | | 37 | 92 | 0.402 | 8 | 22 | 0.364 | 21 | 26 | 0.808 | 16 | 32 | 48 | 22 | 18 | 11 | 7 | 3 | 103 |
| 10/27 | Pistons at Hornets | W | 40 | 88 | 0.455 | 10 | 30 | 0.333 | 21 | 25 | 0.840 | 12 | 41 | 53 | 28 | 29 | 7 | 24 | 6 | 111 |
| 15,855 | | | 33 | 88 | 0.375 | 7 | 28 | 0.250 | 26 | 34 | 0.765 | 11 | 30 | 41 | 20 | 23 | 13 | 18 | 7 | 99 |
| 10/28 | Pistons vs. Bulls | W | 45 | 86 | 0.523 | 12 | 28 | 0.429 | 16 | 20 | 0.800 | 15 | 38 | 53 | 29 | 18 | 4 | 17 | 4 | 118 |
| 20,062 | | | 39 | 93 | 0.419 | 11 | 28 | 0.393 | 13 | 16 | 0.813 | 13 | 20 | 33 | 16 | 20 | 10 | 8 | 5 | 102 |
| 10/30 | Pistons at Thunder | L | 39 | 91 | 0.429 | 15 | 28 | 0.536 | 19 | 24 | 0.792 | 13 | 28 | 41 | 31 | 25 | 6 | 17 | 5 | 112 |
| 16,127 | | | 44 | 83 | 0.530 | 13 | 29 | 0.448 | 23 | 28 | 0.821 | 6 | 38 | 44 | 21 | 19 | 9 | 15 | 10 | 124 |
| 11/1 | Pistons vs. Trail Blazers | L | 40 | 90 | 0.444 | 11 | 29 | 0.379 | 10 | 11 | 0.909 | 6 | 32 | 38 | 24 | 31 | 12 | 18 | 4 | 101 |
| 16,912 | | | 38 | 81 | 0.469 | 7 | 20 | 0.350 | 27 | 33 | 0.818 | 7 | 37 | 44 | 23 | 15 | 10 | 17 | 7 | 110 |
| 11/2 | Pistons at Pelicans | L | 41 | 94 | 0.436 | 13 | 38 | 0.342 | 21 | 26 | 0.808 | 19 | 29 | 48 | 30 | 31 | 4 | 16 | 5 | 116 |
| 15,884 | | | 39 | 80 | 0.488 | 14 | 32 | 0.438 | 33 | 35 | 0.943 | 7 | 29 | 36 | 27 | 18 | 5 | 12 | 7 | 125 |
| 11/5 | Pistons vs. Suns | L | 43 | 87 | 0.494 | 8 | 23 | 0.348 | 12 | 14 | 0.857 | 10 | 23 | 33 | 25 | 23 | 7 | 16 | 6 | 106 |
| 20,062 | | | 43 | 86 | 0.500 | 8 | 21 | 0.381 | 26 | 29 | 0.897 | 14 | 29 | 43 | 29 | 13 | 8 | 18 | 10 | 120 |
| 11/6 | Pistons vs. Warriors | L | 38 | 80 | 0.475 | 13 | 30 | 0.433 | 20 | 21 | 0.952 | 7 | 32 | 39 | 23 | 20 | 8 | 16 | 2 | 109 |
| 20,062 | | | 46 | 97 | 0.474 | 12 | 41 | 0.293 | 16 | 21 | 0.762 | 17 | 27 | 44 | 26 | 14 | 8 | 11 | 4 | 120 |
| 11/8 | Pistons at Bucks | L | 48 | 98 | 0.490 | 7 | 29 | 0.241 | 15 | 16 | 0.938 | 11 | 42 | 53 | 28 | 24 | 2 | 19 | 5 | 118 |
| 17,341 | | | 41 | 90 | 0.456 | 11 | 37 | 0.297 | 27 | 32 | 0.844 | 5 | 31 | 36 | 19 | 18 | 8 | 10 | 7 | 120 |
| 11/10 | Pistons vs. 76ers | L | 40 | 86 | 0.465 | 8 | 28 | 0.286 | 18 | 22 | 0.818 | 11 | 37 | 48 | 28 | 26 | 3 | 17 | 5 | 106 |
| 18,902 | | | 35 | 83 | 0.422 | 9 | 28 | 0.321 | 35 | 41 | 0.854 | 11 | 35 | 46 | 23 | 23 | 13 | 9 | 5 | 114 |
| 11/12 | Pistons at Bulls | L | 38 | 88 | 0.432 | 11 | 32 | 0.344 | 21 | 26 | 0.808 | 16 | 33 | 49 | 26 | 19 | 4 | 16 | 6 | 108 |
| 19,088 | | | 44 | 91 | 0.484 | 11 | 30 | 0.367 | 20 | 25 | 0.800 | 11 | 29 | 40 | 22 | 21 | 12 | 7 | 6 | 119 |
| 11/14 | Pistons vs. Hawks | L | 47 | 90 | 0.522 | 10 | 29 | 0.345 | 16 | 23 | 0.696 | 14 | 28 | 42 | 36 | 20 | 9 | 17 | 6 | 120 |
| 16,963 | | | 45 | 87 | 0.517 | 12 | 33 | 0.364 | 24 | 26 | 0.923 | 10 | 31 | 41 | 28 | 19 | 9 | 14 | 7 | 126 |
| 11/17 | Pistons at Cavaliers | L | 39 | 91 | 0.429 | 9 | 35 | 0.257 | 13 | 15 | 0.867 | 18 | 33 | 51 | 20 | 19 | 8 | 17 | 6 | 100 |
| 19,432 | | | 42 | 82 | 0.512 | 9 | 21 | 0.429 | 15 | 21 | 0.714 | 7 | 32 | 39 | 21 | 9 | 9 | 12 | 6 | 108 |
| 11/19 | Pistons at Raptors | L | 39 | 83 | 0.470 | 9 | 26 | 0.346 | 26 | 35 | 0.743 | 7 | 34 | 41 | 25 | 23 | 3 | 17 | 3 | 113 |
| 19,182 | | | 55 | 102 | 0.539 | 14 | 36 | 0.389 | 18 | 29 | 0.621 | 12 | 35 | 47 | 44 | 23 | 10 | 8 | 5 | 142 |
| 11/20 | Pistons vs. Nuggets | L | 36 | 81 | 0.444 | 7 | 21 | 0.333 | 24 | 26 | 0.923 | 11 | 32 | 43 | 21 | 24 | 7 | 18 | 5 | 103 |
| 19,403 | | | 40 | 87 | 0.460 | 11 | 28 | 0.393 | 16 | 21 | 0.762 | 11 | 32 | 43 | 30 | 17 | 7 | 14 | 8 | 107 |
| 11/24 | Pistons at Pacers | L | 43 | 90 | 0.478 | 7 | 18 | 0.389 | 20 | 24 | 0.833 | 14 | 29 | 43 | 22 | 18 | 6 | 14 | 11 | 113 |
| 17,274 | | | 49 | 102 | 0.480 | 16 | 38 | 0.421 | 22 | 24 | 0.917 | 15 | 25 | 40 | 24 | 21 | 7 | 9 | 8 | 136 |
| 11/27 | Pistons vs. Wizards | L | 43 | 102 | 0.422 | 8 | 38 | 0.211 | 13 | 19 | 0.684 | 18 | 31 | 49 | 29 | 22 | 7 | 17 | 11 | 107 |
| 14,346 | | | 45 | 89 | 0.506 | 10 | 29 | 0.345 | 26 | 28 | 0.929 | 6 | 40 | 46 | 29 | 19 | 8 | 16 | 6 | 126 |
| 11/29 | Pistons vs. Lakers | L | 40 | 97 | 0.412 | 15 | 36 | 0.417 | 12 | 14 | 0.857 | 10 | 29 | 39 | 28 | 31 | 8 | 14 | 3 | 107 |
| 20,062 | | | 45 | 88 | 0.511 | 12 | 34 | 0.353 | 31 | 38 | 0.816 | 8 | 41 | 49 | 28 | 12 | 7 | 12 | 10 | 133 |
| 11/30 | Pistons at Knicks | L | 43 | 81 | 0.531 | 15 | 35 | 0.429 | 11 | 17 | 0.647 | 8 | 34 | 42 | 22 | 25 | 4 | 20 | 3 | 112 |
| 19,812 | | | 41 | 88 | 0.466 | 16 | 41 | 0.390 | 20 | 28 | 0.714 | 12 | 29 | 41 | 25 | 17 | 8 | 11 | 3 | 118 |
| 12/2 | Pistons vs. Cavaliers | L | 39 | 83 | 0.470 | 8 | 30 | 0.267 | 15 | 23 | 0.652 | 10 | 39 | 49 | 24 | 20 | 9 | 16 | 3 | 101 |
| 18,924 | | | 44 | 89 | 0.494 | 10 | 30 | 0.333 | 12 | 18 | 0.667 | 8 | 35 | 43 | 25 | 18 | 11 | 11 | 1 | 110 |
| 12/6 | Pistons vs. Grizzlies | L | 41 | 91 | 0.451 | 11 | 35 | 0.314 | 9 | 9 | 1.000 | 8 | 34 | 42 | 30 | 17 | 9 | 17 | 6 | 102 |
| 12,862 | | | 47 | 91 | 0.516 | 11 | 26 | 0.423 | 11 | 14 | 0.786 | 9 | 37 | 46 | 26 | 9 | 10 | 14 | 8 | 116 |
| 12/8 | Pistons at Magic | L | 34 | 81 | 0.420 | 6 | 30 | 0.200 | 17 | 24 | 0.708 | 8 | 30 | 38 | 17 | 17 | 3 | 16 | 2 | 91 |
| 18,655 | | | 49 | 89 | 0.551 | 10 | 26 | 0.385 | 15 | 19 | 0.789 | 6 | 39 | 45 | 26 | 20 | 5 | 10 | 4 | 123 |
| 12/11 | Pistons vs. Pacers | L | 45 | 81 | 0.556 | 10 | 29 | 0.345 | 23 | 30 | 0.767 | 6 | 24 | 30 | 26 | 18 | 11 | 15 | 4 | 123 |
| 14,988 | | | 52 | 92 | 0.565 | 13 | 31 | 0.419 | 14 | 19 | 0.737 | 11 | 32 | 43 | 33 | 20 | 8 | 18 | 5 | 131 |
| 12/13 | Pistons vs. 76ers | L | 39 | 88 | 0.443 | 10 | 33 | 0.303 | 23 | 30 | 0.767 | 6 | 29 | 35 | 24 | 22 | 6 | 10 | 3 | 111 |
| 16,749 | | | 45 | 87 | 0.517 | 11 | 30 | 0.367 | 28 | 34 | 0.824 | 10 | 43 | 53 | 28 | 20 | 6 | 11 | 4 | 129 |
| 12/15 | Pistons at 76ers | L | 35 | 81 | 0.432 | 4 | 21 | 0.190 | 18 | 23 | 0.783 | 7 | 35 | 42 | 19 | 25 | 3 | 21 | 7 | 92 |
| 19,761 | | | 41 | 98 | 0.418 | 14 | 37 | 0.378 | 28 | 31 | 0.903 | 16 | 38 | 54 | 24 | 23 | 17 | 12 | 8 | 124 |
| 12/16 | Pistons at Bucks | L | 43 | 96 | 0.448 | 6 | 28 | 0.214 | 22 | 26 | 0.846 | 10 | 26 | 36 | 25 | 23 | 10 | 8 | 4 | 114 |
| 17,666 | | | 50 | 88 | 0.568 | 19 | 42 | 0.452 | 27 | 32 | 0.844 | 8 | 41 | 49 | 24 | 24 | 5 | 15 | 8 | 146 |
| 12/18 | Pistons at Hawks | L | 48 | 94 | 0.511 | 9 | 22 | 0.409 | 19 | 27 | 0.704 | 12 | 24 | 36 | 23 | 26 | 7 | 13 | 3 | 124 |
| 17,664 | | | 46 | 85 | 0.541 | 16 | 36 | 0.444 | 22 | 27 | 0.815 | 11 | 29 | 40 | 25 | 24 | 6 | 18 | 10 | 130 |
| 12/21 | Pistons vs. Jazz | L | 43 | 86 | 0.500 | 9 | 31 | 0.290 | 16 | 19 | 0.842 | 12 | 29 | 41 | 24 | 19 | 6 | 21 | 9 | 111 |
| 18,122 | | | 43 | 94 | 0.457 | 11 | 30 | 0.367 | 22 | 24 | 0.917 | 15 | 29 | 44 | 26 | 18 | 15 | 13 | 7 | 119 |
| 12/23 | Pistons at Nets | L | 39 | 79 | 0.494 | 15 | 35 | 0.429 | 22 | 29 | 0.759 | 6 | 30 | 36 | 26 | 25 | 5 | 14 | 3 | 115 |
| 17,732 | | | 45 | 86 | 0.523 | 10 | 24 | 0.417 | 26 | 32 | 0.813 | 7 | 31 | 38 | 32 | 22 | 10 | 12 | 3 | 126 |
| 12/26 | Pistons vs. Nets | L | 40 | 90 | 0.444 | 9 | 25 | 0.360 | 23 | 32 | 0.719 | 16 | 36 | 52 | 20 | 27 | 6 | 14 | 4 | 112 |
| 19,811 | | | 41 | 82 | 0.500 | 9 | 22 | 0.409 | 27 | 43 | 0.628 | 7 | 35 | 42 | 22 | 22 | 6 | 9 | 7 | 118 |
| 12/28 | Pistons at Celtics | L | 48 | 101 | 0.475 | 14 | 43 | 0.326 | 12 | 19 | 0.632 | 19 | 38 | 57 | 27 | 21 | 7 | 19 | 4 | 122 |
| 19,156 | | | 48 | 99 | 0.485 | 11 | 39 | 0.282 | 21 | 25 | 0.840 | 11 | 32 | 43 | 25 | 15 | 10 | 12 | 4 | 128 |
| 12/30 | Pistons vs. Raptors | W | 41 | 82 | 0.500 | 12 | 28 | 0.429 | 35 | 40 | 0.875 | 6 | 35 | 41 | 29 | 22 | 4 | 12 | 4 | 129 |
| 18,411 | | | 46 | 91 | 0.505 | 12 | 24 | 0.500 | 23 | 28 | 0.821 | 6 | 27 | 33 | 26 | 27 | 9 | 8 | 5 | 127 |
| 1/1 | Pistons at Rockets | L | 40 | 83 | 0.482 | 13 | 29 | 0.448 | 20 | 27 | 0.741 | 10 | 27 | 37 | 27 | 21 | 3 | 18 | 4 | 113 |
| 18,055 | | | 51 | 91 | 0.560 | 15 | 35 | 0.429 | 19 | 24 | 0.792 | 6 | 33 | 39 | 34 | 19 | 11 | 10 | 1 | 136 |
| 1/3 | Pistons at Jazz | L | 56 | 105 | 0.533 | 19 | 41 | 0.463 | 17 | 22 | 0.773 | 16 | 32 | 48 | 33 | 27 | 5 | 17 | 3 | 148 |
| 18,206 | | | 53 | 103 | 0.515 | 16 | 32 | 0.500 | 32 | 35 | 0.914 | 15 | 28 | 43 | 28 | 22 | 11 | 12 | 8 | 154 |
| 1/5 | Pistons at Warriors | L | 44 | 98 | 0.449 | 13 | 44 | 0.295 | 8 | 10 | 0.800 | 10 | 30 | 40 | 25 | 23 | 8 | 11 | 9 | 109 |
| 18,064 | | | 38 | 82 | 0.463 | 16 | 38 | 0.421 | 21 | 25 | 0.840 | 7 | 38 | 45 | 24 | 18 | 3 | 19 | 5 | 113 |
| 1/7 | Pistons at Nuggets | L | 42 | 89 | 0.472 | 9 | 24 | 0.375 | 21 | 30 | 0.700 | 13 | 24 | 37 | 28 | 20 | 6 | 12 | 0 | 114 |
| 19,623 | | | 47 | 80 | 0.588 | 10 | 27 | 0.370 | 27 | 31 | 0.871 | 6 | 32 | 38 | 35 | 23 | 6 | 14 | 10 | 131 |
| 1/9 | Pistons vs. Kings | L | 40 | 85 | 0.471 | 14 | 37 | 0.378 | 16 | 21 | 0.762 | 13 | 27 | 40 | 27 | 19 | 12 | 21 | 2 | 110 |
| 13,992 | | | 54 | 94 | 0.574 | 13 | 33 | 0.394 | 10 | 14 | 0.714 | 10 | 34 | 44 | 39 | 21 | 8 | 18 | 6 | 131 |
| 1/10 | Pistons vs. Spurs | L | 44 | 96 | 0.458 | 10 | 32 | 0.313 | 10 | 13 | 0.769 | 9 | 34 | 43 | 33 | 19 | 4 | 10 | 3 | 108 |
| 17,833 | | | 49 | 94 | 0.52 | | | | | | | | | | | | | | | |



| DATE | GAME | W/L | FG | FGA | PCT | 3FG | 3FGA | PCT | FT | FTA | PCT | OR | DR | REB | AST | PF | ST | TO | BS | PTS |
|-----------|------------------|-----|-------|-------|-------|-----|-------|-------|-------|-------|-------|-----|-------|-------|-------|-------|-----|-------|-----|-------|
| 1/22 | Pistons | L | 40 | 89 | 0.449 | 10 | 30 | 0.333 | 23 | 29 | 0.793 | 6 | 36 | 42 | 25 | 25 | 4 | 10 | 9 | 113 |
| 17,201 | vs. Bucks | | 42 | 94 | 0.447 | 10 | 39 | 0.256 | 28 | 34 | 0.824 | 10 | 39 | 49 | 26 | 22 | 7 | 9 | 8 | 122 |
| 1/24 | Pistons | W | 43 | 86 | 0.500 | 15 | 38 | 0.395 | 12 | 20 | 0.600 | 5 | 39 | 44 | 26 | 17 | 4 | 11 | 0 | 113 |
| 15,020 | vs. Hornets | | 38 | 87 | 0.437 | 15 | 38 | 0.395 | 15 | 19 | 0.789 | 9 | 39 | 48 | 27 | 22 | 5 | 11 | 5 | 106 |
| 1/27 | Pistons | L | 37 | 85 | 0.435 | 9 | 32 | 0.281 | 21 | 27 | 0.778 | 11 | 34 | 45 | 22 | 20 | 2 | 17 | 8 | 104 |
| 16,922 | vs. Wizards | | 45 | 100 | 0.450 | 11 | 34 | 0.324 | 17 | 21 | 0.810 | 16 | 34 | 50 | 26 | 19 | 10 | 10 | 4 | 118 |
| 1/28 | Pistons | W | 47 | 95 | 0.495 | 11 | 26 | 0.423 | 15 | 19 | 0.789 | 15 | 38 | 53 | 27 | 11 | 6 | 9 | 2 | 120 |
| 16,861 | vs. Thunder | | 44 | 92 | 0.478 | 8 | 28 | 0.286 | 8 | 12 | 0.667 | 11 | 32 | 43 | 17 | 18 | 7 | 10 | 5 | 104 |
| 1/31 | Pistons | L | 45 | 81 | 0.556 | 16 | 31 | 0.516 | 15 | 19 | 0.789 | 7 | 28 | 35 | 27 | 17 | 8 | 19 | 3 | 121 |
| 19,432 | at Cavaliers | | 47 | 89 | 0.528 | 12 | 35 | 0.343 | 22 | 23 | 0.957 | 10 | 23 | 33 | 26 | 15 | 13 | 9 | 5 | 128 |
| 2/2 | Pistons | L | 45 | 89 | 0.506 | 17 | 40 | 0.425 | 18 | 24 | 0.750 | 13 | 25 | 38 | 28 | 18 | 5 | 17 | 3 | 125 |
| 19,122 | vs. Clippers | | 53 | 89 | 0.596 | 14 | 29 | 0.483 | 16 | 19 | 0.842 | 7 | 29 | 36 | 31 | 21 | 12 | 11 | 5 | 136 |
| 2/4 | Pistons | L | 36 | 80 | 0.450 | 8 | 31 | 0.258 | 19 | 22 | 0.864 | 9 | 27 | 36 | 22 | 18 | 6 | 15 | 5 | 99 |
| 17,982 | vs. Magic | | 45 | 84 | 0.536 | 10 | 24 | 0.417 | 11 | 15 | 0.733 | 7 | 30 | 37 | 22 | 18 | 7 | 10 | 3 | 111 |
| 2/7 | Pistons | W | 47 | 84 | 0.560 | 17 | 31 | 0.548 | 22 | 22 | 1.000 | 6 | 42 | 48 | 32 | 21 | 2 | 13 | 2 | 133 |
| 17,832 | at Kings | | 45 | 95 | 0.474 | 15 | 44 | 0.341 | 15 | 22 | 0.682 | 5 | 28 | 33 | 31 | 20 | 7 | 4 | 6 | 120 |
| 2/8 | Pistons | W | 45 | 93 | 0.484 | 16 | 27 | 0.593 | 22 | 31 | 0.710 | 16 | 29 | 45 | 26 | 23 | 3 | 17 | 7 | 128 |
| 18,125 | at Trail Blazers | | 41 | 89 | 0.461 | 11 | 30 | 0.367 | 29 | 33 | 0.879 | 11 | 27 | 38 | 29 | 27 | 9 | 17 | 7 | 122 |
| 2/10 | Pistons | L | 45 | 102 | 0.441 | 9 | 30 | 0.300 | 7 | 7 | 1.000 | 14 | 43 | 57 | 27 | 19 | 7 | 14 | 2 | 106 |
| 19,370 | at Clippers | | 37 | 82 | 0.451 | 13 | 39 | 0.333 | 25 | 26 | 0.962 | 0 | 35 | 35 | 20 | 13 | 9 | 11 | 6 | 112 |
| 2/13 | Pistons | L | 45 | 108 | 0.417 | 8 | 28 | 0.286 | 13 | 17 | 0.765 | 17 | 33 | 50 | 30 | 24 | 8 | 10 | 2 | 111 |
| 18,997 | at Lakers | | 43 | 84 | 0.512 | 14 | 35 | 0.400 | 25 | 30 | 0.833 | 7 | 40 | 47 | 32 | 14 | 6 | 16 | 11 | 125 |
| 2/14 | Pistons | L | 38 | 99 | 0.384 | 10 | 37 | 0.270 | 14 | 22 | 0.636 | 16 | 32 | 48 | 26 | 32 | 14 | 19 | 5 | 100 |
| 17,071 | at Suns | | 35 | 77 | 0.455 | 10 | 31 | 0.323 | 36 | 44 | 0.818 | 9 | 45 | 54 | 28 | 20 | 15 | 24 | 11 | 116 |
| 2/22 | Pistons | L | 47 | 89 | 0.528 | 12 | 30 | 0.400 | 9 | 18 | 0.500 | 6 | 35 | 41 | 27 | 21 | 6 | 15 | 4 | 115 |
| 16,506 | at Pacers | | 50 | 94 | 0.532 | 13 | 30 | 0.433 | 16 | 19 | 0.842 | 7 | 35 | 42 | 36 | 15 | 10 | 14 | 5 | 129 |
| 2/24 | Pistons | L | 43 | 85 | 0.506 | 14 | 31 | 0.452 | 9 | 13 | 0.692 | 7 | 29 | 36 | 29 | 21 | 7 | 12 | 7 | 109 |
| 19,388 | vs. Magic | | 43 | 87 | 0.494 | 12 | 24 | 0.500 | 14 | 21 | 0.667 | 13 | 33 | 46 | 25 | 15 | 9 | 13 | 9 | 112 |
| 2/26 | Pistons | L | 38 | 79 | 0.481 | 14 | 30 | 0.467 | 21 | 26 | 0.808 | 10 | 32 | 42 | 25 | 15 | 9 | 17 | 6 | 111 |
| 19,303 | at Knicks | | 41 | 92 | 0.446 | 15 | 39 | 0.385 | 16 | 21 | 0.762 | 15 | 29 | 44 | 31 | 16 | 9 | 14 | 4 | 113 |
| 2/27 | Pistons | W | 37 | 75 | 0.493 | 14 | 37 | 0.378 | 17 | 23 | 0.739 | 8 | 39 | 47 | 22 | 19 | 3 | 20 | 8 | 105 |
| 21,089 | at Bulls | | 39 | 98 | 0.398 | 2 | 29 | 0.069 | 15 | 18 | 0.833 | 15 | 24 | 39 | 22 | 18 | 11 | 6 | 3 | 95 |
| 3/1 | Pistons | L | 33 | 89 | 0.371 | 10 | 36 | 0.278 | 24 | 28 | 0.857 | 9 | 33 | 42 | 24 | 23 | 10 | 9 | 7 | 100 |
| 19,299 | vs. Cavaliers | | 33 | 83 | 0.398 | 18 | 41 | 0.439 | 26 | 30 | 0.867 | 12 | 41 | 53 | 25 | 20 | 7 | 16 | 6 | 110 |
| 3/3 | Pistons | L | 33 | 86 | 0.384 | 8 | 36 | 0.222 | 17 | 20 | 0.850 | 5 | 23 | 28 | 25 | 19 | 11 | 12 | 2 | 91 |
| 19,459 | at Magic | | 43 | 72 | 0.597 | 7 | 23 | 0.304 | 20 | 25 | 0.800 | 7 | 41 | 48 | 24 | 16 | 7 | 22 | 6 | 113 |
| 3/5 | Pistons | L | 39 | 89 | 0.438 | 12 | 42 | 0.286 | 20 | 22 | 0.909 | 10 | 32 | 42 | 26 | 16 | 5 | 11 | 3 | 110 |
| 19,724 | at Heat | | 42 | 85 | 0.494 | 14 | 31 | 0.452 | 20 | 23 | 0.870 | 8 | 34 | 42 | 27 | 14 | 7 | 9 | 5 | 118 |
| 3/7 | Pistons | W | 43 | 82 | 0.524 | 12 | 30 | 0.400 | 20 | 21 | 0.952 | 13 | 37 | 50 | 24 | 18 | 7 | 23 | 4 | 118 |
| 19,011 | vs. Nets | | 41 | 84 | 0.488 | 17 | 41 | 0.415 | 13 | 18 | 0.722 | 4 | 24 | 28 | 24 | 17 | 12 | 14 | 4 | 112 |
| 3/9 | Pistons | L | 45 | 99 | 0.455 | 13 | 37 | 0.351 | 21 | 25 | 0.840 | 20 | 36 | 56 | 27 | 26 | 8 | 20 | 4 | 124 |
| 20,062 | vs. Mavericks | | 51 | 92 | 0.554 | 14 | 38 | 0.368 | 26 | 32 | 0.813 | 4 | 32 | 36 | 29 | 18 | 13 | 14 | 8 | 142 |
| 3/11 | Pistons | W | 41 | 86 | 0.477 | 10 | 42 | 0.238 | 22 | 24 | 0.917 | 9 | 42 | 51 | 26 | 19 | 8 | 12 | 5 | 114 |
| 18,003 | vs. Hornets | | 34 | 88 | 0.386 | 13 | 40 | 0.325 | 16 | 23 | 0.696 | 9 | 31 | 40 | 27 | 16 | 7 | 13 | 2 | 97 |
| 3/13 | Pistons | W | 39 | 88 | 0.443 | 11 | 30 | 0.367 | 24 | 31 | 0.774 | 11 | 47 | 58 | 27 | 21 | 7 | 22 | 7 | 113 |
| 19,313 | vs. Raptors | | 41 | 93 | 0.441 | 9 | 36 | 0.250 | 13 | 19 | 0.684 | 3 | 34 | 37 | 32 | 20 | 13 | 11 | 8 | 104 |
| 3/15 | Pistons | L | 36 | 84 | 0.429 | 10 | 38 | 0.263 | 13 | 15 | 0.867 | 9 | 39 | 48 | 27 | 16 | 5 | 18 | 2 | 95 |
| 19,894 | vs. Heat | | 43 | 91 | 0.473 | 7 | 34 | 0.206 | 15 | 21 | 0.714 | 9 | 35 | 44 | 23 | 16 | 14 | 8 | 6 | 108 |
| 3/17 | Pistons | L | 38 | 83 | 0.458 | 14 | 36 | 0.389 | 11 | 14 | 0.786 | 7 | 37 | 44 | 24 | 19 | 4 | 12 | 7 | 101 |
| 20,004 | vs. Heat | | 40 | 89 | 0.449 | 12 | 35 | 0.343 | 12 | 16 | 0.750 | 11 | 36 | 47 | 24 | 11 | 7 | 10 | 2 | 104 |
| 3/18 | Pistons | L | 36 | 84 | 0.429 | 9 | 29 | 0.310 | 13 | 15 | 0.867 | 8 | 35 | 43 | 21 | 15 | 6 | 13 | 3 | 94 |
| 19,156 | at Celtics | | 43 | 95 | 0.453 | 22 | 49 | 0.449 | 11 | 13 | 0.846 | 15 | 38 | 53 | 30 | 9 | 8 | 11 | 8 | 119 |
| 3/20 | Pistons | L | 37 | 90 | 0.411 | 5 | 23 | 0.217 | 24 | 30 | 0.800 | 12 | 34 | 46 | 23 | 14 | 8 | 15 | 1 | 103 |
| 19,897 | vs. Pacers | | 50 | 88 | 0.568 | 11 | 29 | 0.379 | 11 | 18 | 0.611 | 5 | 35 | 40 | 38 | 16 | 13 | 13 | 6 | 122 |
| 3/22 | Pistons | L | 42 | 83 | 0.506 | 9 | 31 | 0.290 | 9 | 13 | 0.692 | 8 | 34 | 42 | 25 | 23 | 4 | 19 | 1 | 102 |
| 19,994 | vs. Celtics | | 47 | 89 | 0.528 | 16 | 45 | 0.356 | 19 | 27 | 0.704 | 8 | 27 | 35 | 31 | 15 | 9 | 7 | 5 | 129 |
| 3/24 | Pistons | L | 32 | 79 | 0.405 | 11 | 41 | 0.268 | 26 | 32 | 0.813 | 10 | 36 | 46 | 20 | 25 | 4 | 17 | 5 | 101 |
| 19,922 | vs. Pelicans | | 41 | 81 | 0.506 | 11 | 34 | 0.324 | 21 | 31 | 0.677 | 6 | 35 | 41 | 27 | 22 | 8 | 10 | 7 | 114 |
| 3/25 | Pistons | L | 34 | 88 | 0.386 | 10 | 34 | 0.294 | 21 | 22 | 0.955 | 7 | 30 | 37 | 22 | 22 | 8 | 12 | 5 | 99 |
| 19,812 | at Knicks | | 45 | 89 | 0.506 | 19 | 46 | 0.413 | 15 | 22 | 0.682 | 12 | 40 | 52 | 30 | 18 | 6 | 14 | 6 | 124 |
| 3/27 | Pistons | L | 31 | 81 | 0.383 | 9 | 32 | 0.281 | 20 | 25 | 0.800 | 10 | 31 | 41 | 15 | 14 | 9 | 12 | 1 | 91 |
| 18,024 | at Timberwolves | | 42 | 82 | 0.512 | 11 | 36 | 0.306 | 11 | 16 | 0.688 | 9 | 31 | 40 | 28 | 17 | 8 | 12 | 3 | 106 |
| 3/29 | Pistons | W | 37 | 89 | 0.416 | 6 | 24 | 0.250 | 16 | 20 | 0.800 | 8 | 39 | 47 | 19 | 18 | 9 | 13 | 5 | 96 |
| 15,023 | at Wizards | | 36 | 88 | 0.409 | 9 | 33 | 0.273 | 6 | 8 | 0.750 | 9 | 38 | 47 | 22 | 18 | 2 | 19 | 4 | 87 |
| 4/1 | Pistons | L | 40 | 79 | 0.506 | 11 | 28 | 0.393 | 17 | 22 | 0.773 | 9 | 32 | 41 | 22 | 16 | 7 | 14 | 9 | 108 |
| 19,999 | vs. Grizzlies | | 40 | 91 | 0.440 | 11 | 33 | 0.333 | 19 | 23 | 0.826 | 15 | 29 | 44 | 28 | 18 | 11 | 13 | 9 | 110 |
| 4/3 | Pistons | L | 43 | 94 | 0.457 | 10 | 30 | 0.333 | 17 | 21 | 0.810 | 8 | 29 | 37 | 24 | 13 | 14 | 10 | 3 | 113 |
| 17,899 | at Hawks | | 49 | 90 | 0.544 | 13 | 38 | 0.342 | 10 | 15 | 0.667 | 6 | 42 | 48 | 36 | 13 | 9 | 16 | 8 | 121 |
| 4/5 | Pistons | L | 32 | 79 | 0.405 | 8 | 30 | 0.267 | 18 | 24 | 0.750 | 10 | 28 | 38 | 22 | 14 | 13 | 18 | 4 | 90 |
| 16,745 | at Grizzlies | | 42 | 90 | 0.467 | 10 | 31 | 0.323 | 14 | 16 | 0.875 | 15 | 34 | 49 | 24 | 14 | 13 | 21 | 7 | 108 |
| 4/6 | Pistons | L | 42 | 92 | 0.457 | 17 | 39 | 0.436 | 2 | 4 | 0.500 | 5 | 23 | 28 | 25 | 24 | 9 | 10 | 2 | 103 |
| 17,732 | at Nets | | 38 | 73 | 0.521 | 11 | 27 | 0.407 | 26 | 33 | 0.788 | 11 | 37 | 48 | 20 | 11 | 3 | 18 | 7 | 113 |
| TOTALS | | 78 | 3,199 | 6,888 | 0.464 | 862 | 2,473 | 0.349 | 1,341 | 1,704 | 0.787 | 828 | 2,563 | 3,391 | 2,001 | 1,640 | 506 | 1,191 | 367 | 8,601 |
| OPPONENTS | | 78 | 3,398 | 6,933 | 0.490 | 941 | 2,546 | 0.370 | 1,561 | 1,949 | 0.801 | 743 | 2,597 | 3,340 | 2,106 | 1,398 | 688 | 967 | 469 | 9,298 |





SECONDARY GAME-BY-GAME STATISTICS

| DATE | GAME | PITP | 2ND PTS | FB PTS | BENCH PTS | PTS TO | BIG LEAD | LEAD CHANGE | TIMES TIED |
|--------|-------------------|------|---------|--------|-----------|--------|----------|-------------|------------|
| 10/25 | Pistons | 40 | 17 | 16 | 27 | 9 | 7 | 5 | 3 |
| 19,695 | at Heat | 48 | 19 | 12 | 33 | 25 | 19 | | |
| 10/27 | Pistons | 54 | 19 | 14 | 58 | 25 | 15 | 4 | 3 |
| 15,855 | at Hornets | 48 | 7 | 19 | 25 | 26 | 2 | | |
| 10/28 | Pistons | 58 | 20 | 11 | 41 | 10 | 19 | 7 | 7 |
| 20,062 | vs. Bulls | 36 | 10 | 8 | 19 | 17 | 4 | | |
| 10/30 | Pistons | 42 | 15 | 12 | 50 | 27 | 1 | 3 | 1 |
| 16,127 | at Thunder | 50 | 11 | 16 | 31 | 26 | 21 | | |
| 11/1 | Pistons | 56 | 10 | 17 | 33 | 18 | 18 | 2 | 5 |
| 16,912 | vs. Trail Blazers | 48 | 11 | 3 | 30 | 15 | 9 | | |
| 11/2 | Pistons | 44 | 16 | 15 | 45 | 14 | 2 | 6 | 3 |
| 15,884 | at Pelicans | 44 | 14 | 12 | 22 | 24 | 25 | | |
| 11/5 | Pistons | 64 | 8 | 8 | 33 | 18 | 3 | 7 | 3 |
| 20,062 | vs. Suns | 64 | 15 | 10 | 38 | 26 | 21 | | |
| 11/6 | Pistons | 32 | 10 | 17 | 24 | 14 | 7 | 7 | 8 |
| 20,062 | vs. Warriors | 52 | 26 | 14 | 49 | 15 | 13 | | |
| 11/8 | Pistons | 50 | 13 | 10 | 46 | 6 | 10 | 10 | 5 |
| 17,341 | at Bucks | 48 | 9 | 13 | 37 | 18 | 15 | | |
| 11/10 | Pistons | 48 | 9 | 16 | 36 | 5 | 16 | 3 | 5 |
| 18,902 | vs. 76ers | 48 | 13 | 16 | 10 | 27 | 17 | | |
| 11/12 | Pistons | 46 | 24 | 13 | 51 | 9 | 11 | 5 | 3 |
| 19,088 | at Bulls | 52 | 13 | 16 | 31 | 25 | 11 | | |
| 11/14 | Pistons | 70 | 16 | 16 | 50 | 17 | 5 | 9 | 9 |
| 16,963 | vs. Hawks | 48 | 11 | 17 | 37 | 19 | 12 | | |
| 11/17 | Pistons | 44 | 19 | 18 | 45 | 16 | 6 | 2 | 5 |
| 19,432 | at Cavaliers | 56 | 5 | 14 | 31 | 22 | 16 | | |
| 11/19 | Pistons | 52 | 9 | 16 | 63 | 7 | 0 | 0 | 0 |
| 19,182 | at Raptors | 70 | 7 | 27 | 60 | 24 | 40 | | |
| 11/20 | Pistons | 56 | 9 | 13 | 22 | 19 | 8 | 23 | 13 |
| 19,403 | vs. Nuggets | 50 | 7 | 14 | 32 | 20 | 8 | | |
| 11/24 | Pistons | 62 | 18 | 20 | 33 | 13 | 6 | 12 | 5 |
| 17,274 | at Pacers | 60 | 23 | 13 | 44 | 14 | 23 | | |
| 11/27 | Pistons | 66 | 10 | 20 | 31 | 9 | 8 | 1 | 3 |
| 14,346 | vs. Wizards | 62 | 8 | 20 | 46 | 13 | 21 | | |
| 11/29 | Pistons | 42 | 5 | 13 | 55 | 13 | 5 | 3 | 2 |
| 20,062 | vs. Lakers | 58 | 15 | 22 | 31 | 17 | 33 | | |
| 11/30 | Pistons | 44 | 7 | 14 | 37 | 22 | 2 | 9 | 12 |
| 19,812 | at Knicks | 44 | 16 | 8 | 26 | 21 | 16 | | |
| 12/2 | Pistons | 46 | 8 | 9 | 30 | 14 | 8 | 6 | 4 |
| 18,924 | vs. Cavaliers | 58 | 5 | 11 | 21 | 21 | 12 | | |
| 12/6 | Pistons | 56 | 9 | 15 | 26 | 14 | 8 | 10 | 8 |
| 12,862 | vs. Grizzlies | 50 | 6 | 10 | 33 | 21 | 14 | | |
| 12/8 | Pistons | 44 | 9 | 11 | 33 | 13 | 6 | 6 | 4 |
| 18,655 | at Magic | 74 | 7 | 13 | 42 | 19 | 34 | | |
| 12/11 | Pistons | 60 | 10 | 18 | 44 | 21 | 4 | 9 | 8 |
| 14,988 | vs. Pacers | 62 | 21 | 23 | 61 | 19 | 15 | | |
| 12/13 | Pistons | 46 | 8 | 18 | 37 | 11 | 2 | 1 | 1 |
| 16,749 | vs. 76ers | 50 | 20 | 12 | 43 | 14 | 30 | | |
| 12/15 | Pistons | 54 | 10 | 15 | 54 | 5 | 0 | 0 | 0 |
| 19,761 | at 76ers | 40 | 26 | 32 | 49 | 24 | 41 | | |
| 12/16 | Pistons | 64 | 20 | 12 | 44 | 18 | 0 | 0 | 0 |
| 17,666 | at Bucks | 50 | 26 | 10 | 65 | 14 | 34 | | |
| 12/18 | Pistons | 68 | 22 | 21 | 22 | 22 | 0 | 0 | 0 |
| 17,664 | at Hawks | 54 | 13 | 8 | 22 | 16 | 16 | | |
| 12/21 | Pistons | 54 | 11 | 10 | 22 | 17 | 8 | 5 | 9 |
| 18,122 | vs. Jazz | 64 | 23 | 12 | 31 | 27 | 13 | | |
| 12/23 | Pistons | 42 | 9 | 20 | 24 | 8 | 6 | 7 | 0 |
| 17,732 | at Nets | 62 | 18 | 12 | 34 | 22 | 21 | | |
| 12/26 | Pistons | 50 | 16 | 24 | 20 | 10 | 14 | 9 | 5 |
| 19,811 | vs. Nets | 44 | 16 | 4 | 36 | 14 | 11 | | |
| 12/28 | Pistons | 54 | 31 | 11 | 31 | 17 | 21 | 9 | 9 |
| 19,156 | at Celtics | 66 | 17 | 14 | 19 | 27 | 8 | | |
| 12/30 | Pistons | 50 | 14 | 14 | 33 | 8 | 11 | 12 | 11 |
| 18,411 | vs. Raptors | 56 | 5 | 20 | 12 | 14 | 5 | | |
| 1/1 | Pistons | 50 | 12 | 15 | 51 | 14 | 2 | 11 | 1 |
| 18,055 | at Rockets | 68 | 9 | 17 | 48 | 33 | 33 | | |
| 1/3 | Pistons | 62 | 20 | 20 | 43 | 18 | 10 | 11 | 5 |
| 18,206 | at Jazz | 68 | 25 | 16 | 61 | 32 | 7 | | |
| 1/5 | Pistons | 56 | 10 | 15 | 37 | 28 | 3 | 16 | 7 |
| 18,064 | at Warriors | 40 | 21 | 2 | 45 | 12 | 11 | | |
| 1/7 | Pistons | 58 | 21 | 12 | 53 | 19 | 4 | 13 | 8 |
| 19,623 | at Nuggets | 54 | 9 | 11 | 46 | 17 | 24 | | |
| 1/9 | Pistons | 46 | 12 | 21 | 39 | 21 | 20 | 1 | 1 |
| 13,992 | vs. Kings | 82 | 8 | 24 | 32 | 24 | 21 | | |
| 1/10 | Pistons | 62 | 15 | 17 | 39 | 3 | 2 | 2 | 2 |
| 17,833 | vs. Spurs | 74 | 20 | 19 | 70 | 16 | 25 | | |
| 1/12 | Pistons | 52 | 21 | 6 | 37 | 3 | 12 | 5 | 8 |
| 13,987 | vs. Rockets | 58 | 16 | 9 | 14 | 20 | 6 | | |
| 1/15 | Pistons | 60 | 25 | 6 | 60 | 11 | 15 | 11 | 10 |
| 15,156 | at Wizards | 46 | 15 | 18 | 38 | 21 | 7 | | |
| 1/17 | Pistons | 50 | 12 | 16 | 29 | 7 | 3 | 11 | 13 |
| 16,022 | vs. Timberwolves | 64 | 11 | 9 | 20 | 9 | 17 | | |
| 1/20 | Pistons | 40 | 16 | 15 | 85 | 13 | 9 | 15 | 5 |
| 19,996 | vs. Bucks | 58 | 8 | 17 | 18 | 12 | 11 | | |





| DATE | GAME | PITP | 2ND PTS | FB PTS | BENCH PTS | PTS TO | BIG LEAD | LEAD CHANGE | TIMES TIED |
|-----------|------------------|-------|---------|--------|-----------|--------|----------|-------------|------------|
| 1/22 | Pistons | 54 | 9 | 9 | 63 | 6 | 8 | 16 | 12 |
| 17,201 | vs. Bucks | 50 | 17 | 17 | 20 | 13 | 11 | | |
| 1/24 | Pistons | 54 | 12 | 13 | 39 | 12 | 8 | 22 | 14 |
| 15,020 | vs. Hornets | 40 | 10 | 13 | 20 | 14 | 6 | | |
| 1/27 | Pistons | 44 | 10 | 6 | 23 | 13 | 12 | 19 | 13 |
| 16,922 | vs. Wizards | 64 | 21 | 20 | 34 | 21 | 15 | | |
| 1/28 | Pistons | 56 | 19 | 15 | 49 | 18 | 19 | 3 | 7 |
| 16,861 | vs. Thunder | 56 | 15 | 4 | 26 | 12 | 10 | | |
| 1/31 | Pistons | 44 | 4 | 15 | 58 | 10 | 5 | 11 | 11 |
| 19,432 | at Cavaliers | 66 | 15 | 21 | 40 | 29 | 9 | | |
| 2/2 | Pistons | 42 | 15 | 8 | 44 | 14 | 14 | 4 | 5 |
| 19,122 | vs. Clippers | 58 | 15 | 16 | 57 | 25 | 20 | | |
| 2/4 | Pistons | 50 | 12 | 14 | 37 | 6 | 9 | 4 | 7 |
| 17,982 | vs. Magic | 62 | 10 | 13 | 29 | 17 | 12 | | |
| 2/7 | Pistons | 50 | 7 | 9 | 47 | 5 | 15 | 5 | 6 |
| 17,832 | at Kings | 56 | 15 | 12 | 54 | 20 | 9 | | |
| 2/8 | Pistons | 52 | 24 | 17 | 40 | 21 | 6 | 11 | 3 |
| 18,125 | at Trail Blazers | 54 | 18 | 11 | 16 | 25 | 23 | | |
| 2/10 | Pistons | 68 | 12 | 28 | 41 | 16 | 13 | 10 | 10 |
| 19,370 | at Clippers | 34 | 0 | 17 | 33 | 13 | 13 | | |
| 2/13 | Pistons | 66 | 18 | 22 | 49 | 22 | 1 | 4 | 1 |
| 18,997 | at Lakers | 54 | 11 | 16 | 29 | 17 | 24 | | |
| 2/14 | Pistons | 50 | 15 | 21 | 46 | 28 | 2 | 3 | 2 |
| 17,071 | at Suns | 46 | 13 | 20 | 52 | 24 | 35 | | |
| 2/22 | Pistons | 50 | 4 | 20 | 31 | 14 | 1 | 4 | 1 |
| 16,506 | at Pacers | 64 | 11 | 26 | 48 | 16 | 31 | | |
| 2/24 | Pistons | 50 | 12 | 18 | 34 | 16 | 4 | 14 | 13 |
| 19,388 | vs. Magic | 58 | 16 | 10 | 46 | 10 | 11 | | |
| 2/26 | Pistons | 40 | 13 | 9 | 35 | 8 | 7 | 10 | 3 |
| 19,303 | at Knicks | 42 | 23 | 14 | 24 | 30 | 13 | | |
| 2/27 | Pistons | 42 | 10 | 14 | 26 | 6 | 11 | 4 | 6 |
| 21,089 | at Bulls | 50 | 18 | 2 | 23 | 25 | 13 | | |
| 3/1 | Pistons | 40 | 15 | 16 | 16 | 16 | 0 | 0 | 1 |
| 19,299 | vs. Cavaliers | 28 | 15 | 11 | 24 | 10 | 26 | | |
| 3/3 | Pistons | 40 | 8 | 7 | 43 | 28 | 2 | 6 | 5 |
| 19,459 | at Magic | 68 | 14 | 12 | 33 | 15 | 27 | | |
| 3/5 | Pistons | 48 | 16 | 9 | 35 | 14 | 5 | 7 | 1 |
| 19,724 | at Heat | 48 | 15 | 16 | 31 | 15 | 11 | | |
| 3/7 | Pistons | 56 | 23 | 12 | 18 | 16 | 18 | 2 | 5 |
| 19,011 | vs. Nets | 42 | 9 | 11 | 31 | 27 | 6 | | |
| 3/9 | Pistons | 56 | 21 | 10 | 59 | 18 | 2 | 8 | 5 |
| 20,062 | vs. Mavericks | 56 | 12 | 10 | 46 | 35 | 25 | | |
| 3/11 | Pistons | 56 | 17 | 25 | 31 | 25 | 19 | 4 | 4 |
| 18,003 | vs. Hornets | 40 | 12 | 4 | 11 | 9 | 2 | | |
| 3/13 | Pistons | 48 | 14 | 13 | 29 | 15 | 16 | 11 | 10 |
| 19,313 | vs. Raptors | 64 | 2 | 24 | 34 | 16 | 16 | | |
| 3/15 | Pistons | 38 | 9 | 11 | 21 | 12 | 5 | 10 | 7 |
| 19,894 | vs. Heat | 64 | 10 | 18 | 31 | 33 | 21 | | |
| 3/17 | Pistons | 34 | 7 | 7 | 38 | 13 | 7 | 8 | 3 |
| 20,004 | vs. Heat | 50 | 13 | 9 | 19 | 19 | 17 | | |
| 3/18 | Pistons | 48 | 13 | 16 | 42 | 13 | 3 | 8 | 3 |
| 19,156 | at Celtics | 40 | 17 | 19 | 19 | 12 | 29 | | |
| 3/20 | Pistons | 54 | 13 | 11 | 35 | 7 | 8 | 1 | 0 |
| 19,897 | vs. Pacers | 70 | 3 | 25 | 50 | 24 | 28 | | |
| 3/22 | Pistons | 60 | 17 | 19 | 25 | 10 | 6 | 15 | 10 |
| 19,994 | vs. Celtics | 58 | 9 | 17 | 36 | 27 | 27 | | |
| 3/24 | Pistons | 36 | 16 | 14 | 44 | 12 | 0 | 0 | 0 |
| 19,922 | vs. Pelicans | 58 | 12 | 23 | 27 | 20 | 22 | | |
| 3/25 | Pistons | 36 | 6 | 11 | 44 | 22 | 0 | 0 | 0 |
| 19,812 | at Knicks | 46 | 10 | 13 | 26 | 14 | 31 | | |
| 3/27 | Pistons | 34 | 2 | 11 | 30 | 11 | 5 | 8 | 11 |
| 18,024 | at Timberwolves | 60 | 19 | 6 | 36 | 21 | 17 | | |
| 3/29 | Pistons | 52 | 8 | 9 | 18 | 20 | 19 | 4 | 0 |
| 15,023 | at Wizards | 46 | 10 | 4 | 12 | 12 | 1 | | |
| 4/1 | Pistons | 44 | 12 | 13 | 42 | 19 | 15 | 7 | 8 |
| 19,999 | vs. Grizzlies | 52 | 20 | 5 | 38 | 21 | 8 | | |
| 4/3 | Pistons | 54 | 10 | 24 | 68 | 16 | 1 | 4 | 5 |
| 17,899 | at Hawks | 52 | 10 | 13 | 22 | 11 | 22 | | |
| 4/5 | Pistons | 38 | 7 | 14 | 27 | 20 | 6 | 4 | 3 |
| 16,745 | at Grizzlies | 60 | 23 | 14 | 34 | 17 | 27 | | |
| 4/6 | Pistons | 42 | 2 | 9 | 30 | 26 | 19 | 3 | 1 |
| 17,732 | at Nets | 46 | 16 | 15 | 37 | 21 | 10 | | |
| TOTALS | | 3,920 | 1,027 | 1,119 | 3,030 | 1,134 | | | |
| OPPONENTS | | 4,230 | 1,064 | 1,098 | 2,640 | 1,532 | | | |

