



# DALLAS MAVERICKS (2-2)

## @ LA CLIPPERS (2-2)

Game 5 • Wednesday, May 1, 2024 • 9:00 p.m. CT • Crypto.com Arena (Los Angeles, CA) • TNT • TXA 21 • 92.5 Lone Star • Zona MX 99.1 FM

THE 2023-24 DALLAS MAVERICKS MEDIA GUIDE IS AVAILABLE ONLINE AT [HTTPS://MAVS.COM/MEDIAGUIDE](https://MAVS.COM/MEDIAGUIDE) • FOLLOW @MAVSPR ON X FOR STATS AND INFO

GAME NOTES PRESENTED BY



2023-24 REG. SEASON SCHEDULE

DATE	OPPONENT	SCORE	RECORD
10/25	@ Spurs	126-119	W 1-0
10/27	vs. Nets	125-120	W 2-0
11/06	@ Grizzlies	125-110	W 3-0
11/11	vs. Bulls	114-105	W 4-0
11/13	@ Nuggets	114-125	L 4-1
11/15	vs. Hornets	124-118	W 5-1
11/16	@ Magic	117-102	W 6-1
11/18	vs. Raptors	116-127	L 6-2
11/18	vs. Clippers	144-126	W 7-2
11/12	@ Pelicans	136-124	W 8-2
11/14	@ Pelicans	110-131	L 8-3
11/15	@ Wizards	130-117	W 9-3
11/18	@ Bucks	125-132	L 9-4
11/19	vs. Kings	113-129	L 9-5
11/22	@ Lakers	104-101	W 10-5
11/25	@ Clippers	89-107	L 10-6
11/28	vs. Rockets	121-115	W 11-6
12/11	vs. Grizzlies	94-108	L 11-7
12/2	vs. Thunder	120-126	L 11-8
12/6	vs. Jazz	147-97	W 12-8
12/8	@ Trail Blazers	125-112	W 13-8
12/11	@ Grizzlies	120-113	W 14-8
12/12	vs. Lakers	127-125	W 15-8
12/14	vs. Timberwolves	101-119	L 15-9
12/16	@ Trail Blazers	131-120	W 16-9
12/18	@ Nuggets	104-130	L 16-10
12/20	vs. Clippers	111-120	L 16-11
12/22	@ Rockets	96-122	L 16-12
12/23	vs. Spurs	144-119	W 17-12
12/25	@ Suns	128-114	W 18-12
12/27	vs. Cavaliers	110-113	L 18-13
12/28	@ Timberwolves	110-118	L 18-14
12/30	@ Warriors	132-122	W 19-14
1/1	@ Jazz	90-127	L 19-15
1/3	vs. Trail Blazers	126-97	W 20-15
1/5	vs. Trail Blazers	139-103	W 21-15
1/7	vs. Timberwolves	115-108	W 22-15
1/9	vs. Grizzlies	103-120	L 22-16
1/11	vs. Knicks	128-124	W 22-16
1/13	vs. Pelicans	108-118	L 23-17
1/15	vs. Pelicans	125-120	W 24-17
1/17	@ Lakers	110-127	L 24-18
1/22	vs. Celtics	110-119	L 24-19
1/24	vs. Suns	109-132	L 24-20
1/26	@ Hawks	148-143	W 25-20
1/27	vs. Kings	115-120	L 25-21
1/29	vs. Magic	131-129	W 26-21
1/31	@ Timberwolves	87-121	L 26-22
2/3	vs. Bucks	117-129	L 26-23
2/5	@ 76ers	118-102	W 27-23
2/6	@ Nets	119-107	W 28-23
2/8	@ Knicks	122-108	W 29-23
2/10	vs. Thunder	146-111	W 30-23
2/12	vs. Wizards	112-104	W 31-23
2/14	vs. Spurs	116-93	W 32-23
2/22	vs. Suns	123-113	W 33-23
2/25	@ Pacers	111-133	L 33-24
2/27	@ Cavaliers	119-121	L 33-25
2/28	@ Raptors	136-125	W 34-25
3/1	@ Celtics	110-138	L 34-26
3/3	vs. 76ers	116-120	L 34-27
3/5	vs. Pacers	120-137	L 34-28
3/7	vs. Heat	114-108	W 35-28
3/9	@ Pistons	142-124	W 36-28
3/11	@ Bulls	127-92	W 37-28
3/13	vs. Warriors	109-99	W 38-28
3/14	@ Thunder	119-126	L 38-29
3/17	vs. Nuggets	107-105	W 39-29
3/19	@ Spurs	113-107	W 40-29
3/21	vs. Jazz	113-97	W 41-29
3/25	@ Jazz	115-105	W 42-29
3/26	@ Kings	132-96	W 43-29
3/29	@ Kings	107-103	W 44-29
3/31	@ Rockets	125-107	W 45-29
4/2	@ Warriors	100-104	L 45-30
4/4	vs. Hawks	109-95	W 46-30
4/5	vs. Warriors	108-106	W 47-30
4/7	vs. Rockets	147-136*	W 48-30
4/9	@ Hornets	130-104	W 49-30
4/10	@ Heat	111-92	W 50-30
4/12	vs. Pistons	89-107	L 50-31
4/14	@ Thunder	86-135	L 50-32

All Times Dallas Time (CT)  
\* Overtime Periods

2023-24 REG. SEASON RECORD BY MONTH  
Oct: (3-0); Nov: (8-6); Dec: (8-8); Jan: (7-8); Feb: (8-3); Mar: (11-4); Apr: (5-3)

### PROBABLE STARTERS

PLAYER / 2023-24 REGULAR SEASON AVERAGES	NOTES
<b>#55 Derrick Jones Jr.</b> F • 6-6 • 210 • UNLV/USA • 8th Season	<b>GAME 4 STATS:</b> 14 points (6-9 FG, 2-3 3FG, 0-1 FT), 7 rebounds, 1 assist, 1 steal and 1 block vs. LAC (4/28/24). <b>NOTES:</b> Jones Jr. recorded the most 20-point games in his career in a season (6) and 10-point games in a season (27). He recorded his first double-double this season (11/10/23) after a 11-10 vs. LAC and notched his second with a 12-10 effort (1/7/24).
<b>#25 P.J. Washington Jr.</b> F • 6-7 • 230 • Kentucky/USA • 5th Season	<b>GAME 4 STATS:</b> 10 points (4-9 FG, 3-4 FT), 4 rebounds, 1 assist, 1 steal and 2 blocks vs. LAC (4/28/24). <b>NOTES:</b> Washington Jr. recorded a Mavs-high with 32 points and a career-high five steals vs. GSW (4/5/24)...became the second player in Mavs history to record a game with at least 30 points, five steals and two blocks (Mark Aguirre vs. DEN, 12/5/87).
<b>#21 Daniel Gafford</b> C • 6-10 • 234 • Arkansas/USA • 5th Season	<b>GAME 4 STATS:</b> 5 points (1-4 FG, 3-4 FT), 5 rebounds and 2 assists vs. LAC (4/28/24). <b>NOTES:</b> Gafford set the longest streak of made field goals in the play-by-play era with 33 after going 5-of-5 vs. GSW (3/13/24), the second-longest streak in NBA history...recorded the franchise record for most field goal makes in a game without a miss (12 FGs, at CHA, 4/9/24)...recorded the second-highest field goal percentage in a season (.725 FG%) (min. 400 FGA).
<b>#11 Kyrie Irving</b> G • 6-2 • 191 • Duke/USA • 13th Season	<b>GAME 4 STATS:</b> 40 points (14-25 FG, 6-12 3FG, 6-6 FT), 7 rebounds and 5 assists vs. LAC (4/28/24). <b>NOTES:</b> Irving's 48 points vs. HOU (4/7/24) is his Maverick career-high...became the second player in Mavericks history to record at least 40 points and 10 assists in a game (Luka Dončić (1/11/24)...became the fifth player in Mavericks playoff history to record 40-5-5 in a postseason game after 40-7-5 vs. LAC (4/28/24).
<b>#77 Luka Dončić</b> G • 6-7 • 230 • Real Madrid/Slovenia • 6th Season	<b>GAME 4 STATS:</b> 29 points (10-24 FG, 1-9 3FG, 8-10 FT), 10 rebounds, 10 assists and 1 block vs. LAC (4/28/24). <b>NOTES:</b> Dončić notched 73 points at ATL (1/26/24) to set a new career-high and franchise-record for single-game scoring...set the single-season franchise record for most 3-pointers in a game (258, Nov 26) after his first 3 at GSW (4/2/24)...passed Mark Aguirre for most points in a single season in franchise history with 2,332 points after facing CHA (4/9/24)...became the first player in NBA history to average 33.0 points, 9.0 rebounds and 9.0 assists in a season.

FOLLOW THE MAVS ... OFFICIAL WEBSITE: [MAVS.COM](https://MAVS.COM) | TWITTER: @DALLAMAVS | FACEBOOK: [FACEBOOK.COM/DALLAMAVS](https://FACEBOOK.COM/DALLAMAVS)

2023-24 REGULAR SEASON MAVERICKS RECORDS

	RECORD	HOME	ROAD	OT
<b>OVERALL</b>	50-32	25-16	25-16	1-0
<b>WESTERN</b>	31-21	17-9	14-12	1-0
<b>EASTERN</b>	19-11	8-7	11-4	--
<b>SOUTHWEST</b>	11-5	5-3	6-2	1-0

UPCOMING GAMES

DATE	OPPONENT	TIME (CT)	TV
Fri, May. 3	vs. LAC	8:30 pm	--
--	--	--	--
--	--	--	--
--	--	--	--

**STREAKS OVERALL: LOST 2 HOME: LOST 1 ROAD: LOST 1**

**MAVERICKS BROADCAST INFORMATION:** Bally Sports Southwest will televise 72 and WFAA will televise 10 of the Mavericks' regular-season games with Mark Followill, Derek Harper, Devin Harris, and Jeff "Skin" Wade calling the action. UniMás (Ch. 49) will broadcast 10 of the Mavericks' regular-season games with Victor Villalba and Pedro Silva calling. All Mavericks games will be broadcast on 97.1 The Freak (KEGL) with Chuck Cooperstein and Brad Davis on the call. Games can also be heard in Spanish on Zona MX 99.1 FM (KFZO) with Victor Villalba or Alex Villareal providing the play-by-play.

INJURY REPORT/PLAYER STATUS:

Please refer to the official NBA Injury Report Portal here: [NBA Injury Report: 2023-24 Season | NBA Official](https://NBA.COM/INJURY-REPORT)

PRONUNCIATIONS:

Luka Dončić (LOO-kuh DON-chitch); Danté Exum (DAH-n-tay X-umm); Maxi Kleber (CLEE-bah); Markieff Morris (mar-KEEF); Olivier-Maxence Prosper (oh-LIV-ee-ay MAX-ahnce)

RECENT TRANSACTIONS:

3/31: Recalled Olivier-Maxence Prosper from the Texas Legends ... 3/22: Assigned Olivier-Maxence Prosper to the Texas Legends ... 3/21: Recalled F Olivier-Maxence Prosper from the Texas Legends ... 3/18: Assigned Olivier-Maxence Prosper to the Texas Legends ... 3/16: Recalled F Olivier-Maxence Prosper from the Texas Legends ... 3/4: Signed F Alex Fudge to a Two-Way contract; Assigned Olivier-Maxence Prosper to the Texas Legends ... 3/3: Signed G AJ Lawson to a multi-year contract; Recalled F Olivier-Maxence Prosper from the Texas Legends ... 3/2: Assigned Olivier-Maxence Prosper to the Texas Legends ... 2/28: Recalled F Olivier-Maxence Prosper from the Texas Legends ... 2/23: Assigned Olivier-Maxence Prosper to the Texas Legends ... 2/22: Recalled F Olivier-Maxence Prosper from the Texas Legends ... 2/22: Assigned Olivier-Maxence Prosper to the Texas Legends ... 2/8: Acquired F P.J. Washington and two second-round picks from CHA in exchange for F Grant Williams, G Seth Curry and a top-two protected 2027 first-round pick; Acquired C Daniel Gafford from WAS and sent C Richaun Holmes and a 2024 first-round pick via OKC to WAS; Acquired a 2024 first-round pick via OKC in exchange for a 2028 first-round pick swap from DAL to OKC ... 2/4: Recalled F Olivier-Maxence Prosper from the Texas Legends ... 2/1: Assigned Olivier-Maxence Prosper to the Texas Legends ... 1/27: Recalled F Olivier-Maxence Prosper from the Texas Legends ... 1/25: Assigned Olivier-Maxence Prosper to the Texas Legends ... 1/22: Recalled F Olivier-Maxence Prosper from the Texas Legends ... 1/16: Assigned Olivier-Maxence Prosper to the Texas Legends ... 1/15: Recalled F Olivier-Maxence Prosper from the Texas Legends ... 1/8: Assigned Olivier-Maxence Prosper to the Texas Legends ... 1/7: Recalled F Olivier-Maxence Prosper from the Texas Legends ... 1/6: Assigned F Olivier-Maxence Prosper to the Texas Legends ... 1/5: Recalled F Olivier-Maxence Prosper from the Texas Legends ... 1/4: Assigned F Olivier-Maxence Prosper to the Texas Legends ... 12/28: Signed G Brandon Williams to a Two-Way contract ... 12/27: Waived G Dexter Dennis ... 11/12: Recalled F Olivier-Maxence Prosper from the Texas Legends ... 11/11: Assigned F Olivier-Maxence Prosper to the Texas Legends ... 10/23: Signed G Josh Green to a contract extension ... 10/21: Converted F Greg Brown III and G Dexter Dennis to Two-Way contracts ... 10/20: Waived C Tony Bradley ... 10/19: Signed C Tony Bradley ... 10/17: Waived G Taze Moore ... 10/16: Signed G Taze Moore ... 10/14: Waived G Mike Miles Jr., G Jordan Walker, and G/F Joe Wieskamp ... 9/21: Signed G Dexter Dennis ... 9/16: Signed F/D/C Markieff Morris ... 8/18: Signed F Derrick Jones Jr. ... 8/14: Signed F Greg Brown III, G Jordan Walker, and G/F Joe Wieskamp ... 7/14: Signed G Seth Curry, G Dante Exum, and G Mike Miles Jr. ... 7/12: Acquired F Grant Williams from BOS as part of a three-team sign-and-trade deal that sent second-round picks in 2025 and 2028 from San Antonio to Dallas, Reggie Bullock, and a 2030 first-round pick swap from Dallas to San Antonio, a 2030 second-round pick, and a 2025 second-round pick swap from Dallas to Boston, and a 2024 second-round pick from San Antonio to Boston ... 7/9: Re-signed C Dwight Powell ... 7/7: Signed G Kyrie Irving ... 7/6: Acquired the draft rights to the 12th overall pick in the 2023 NBA Draft, Dereck Lively II, from OKC in exchange for the draft rights to the 10th overall pick, Cason Wallace, and Davis Bertans; Acquired the draft rights to the 24th overall pick in the 2023 NBA Draft, Olivier-Maxence Prosper, and Richaun Holmes from SAC in exchange for cash considerations.

QUICK HITS

• **GAME 5:** The No. 5 seed Mavericks (50-32) are facing the No. 4 seed Clippers (51-31) in their opening round playoff series. Dallas is tied in the series, 2-2, after Los Angeles recorded a 109-97 win at Crypto.com Arena in Game 1 (4/21/24), Dallas recorded a 96-93 win in Los Angeles in Game 2 (4/23/24), Dallas recorded a 101-90 win in Dallas (4/26/24) and Los Angeles recorded a 116-111 win in Dallas (4/28/24). The Mavericks' starting backcourt of Luka Dončić (29 points, 10 rebounds, 10 assists and 1 block) and Kyrie Irving (40 points, 7 rebounds and 5 assists) combined for 69 points, 17 rebounds, 15 assists and 1 block for Dallas in the Game 4 loss. The teams meet in the postseason for the third time in five years (Los Angeles defeated Dallas twice in an opening-round best-of-7 series, winning 4-2 in 2020 and 4-3 in 2021).

• **SEASON RECAP:** The Mavericks wrapped up the 2023-24 regular season with a record 50-32 (610), recording their 16th 50-win season in franchise history. It marked the second time in three seasons where the Mavericks recorded a 50-win season (52-30, 2021-22). It tied their third-most wins since their championship season in 2010-11 (57-25). Dallas finished the regular season by winning 16-of-20 games to improve to 18 games above .500. When the Mavericks got to 50-30, it marked their second time being 20 games above .500 since finishing the 2010-11 campaign 32 games above the benchmark.



NO.	PLAYER	POS.	HT.	WT.	BIRTHDATE	PRIOR TO NBA/HOME COUNTRY	NBA EXP.	TWITTER
13	Greg Brown III*	F	6-8	217	9/1/01	Texas/USA	2	
77	Luka Dončić	G	6-7	230	2/28/99	Real Madrid/Slovenia	5	<a href="#">@luka7doncic</a>
0	Danté Exum	G	6-5	214	7/13/95	Australian Institute of Sport/Australia	6	
3	Alex Fudge*	F	6-8	200	5/6/03	Florida/USA	R	
21	Daniel Gafford	C	6-10	234	10/1/98	Arkansas/USA	4	
8	Josh Green	G/F	6-6	210	11/16/00	Arizona/Australia	3	<a href="#">@JoshBGreen</a>
10	Tim Hardaway Jr.	G	6-5	205	3/16/92	Michigan/USA	10	<a href="#">@T_HardJR</a>
1	Jaden Hardy	G	6-4	198	7/5/02	NBA G League Ignite/USA	1	<a href="#">@JadenHardy1</a>
11	Kyrie Irving	G	6-2	191	3/23/92	Duke/USA	12	<a href="#">@KyrieIrving</a>
55	Derrick Jones Jr.	F	6-6	210	2/15/97	UNLV/USA	7	
42	Maxi Kleber	F/C	6-10	240	1/29/92	Bayern Munich/Germany	6	<a href="#">@MaxiKleber</a>
9	AJ Lawson	G	6-6	185	7/15/00	South Carolina/Canada	1	<a href="#">@ItsAJLawson</a>
2	Dereck Lively II	C	7-1	234	2/12/04	Duke/USA	R	
88	Markieff Morris	F/C	6-9	245	9/2/89	Kansas/USA	12	<a href="#">@Keefmorris</a>
7	Dwight Powell	C	6-10	240	7/20/91	Stanford/Canada	9	<a href="#">@DwightPowell33</a>
18	Olivier-Maxence Prosper	F	6-8	215	7/3/02	Marquette/Canada	R	
25	P.J. Washington Jr.	F	6-7	230	8/23/98	Kentucky/USA	4	
00	Brandon Williams*	G	6-1	190	11/22/99	Arizona/USA	1	

\*Player under two-way contract.

## STAFF

**Head Coach:** Jason Kidd (California)

**Assistant Coaches:** Sean Sweeney (St. Thomas), Jared Dudley (Boston College), Alex Jensen (Utah), Eric Hughes (Cal State East Bay), Darrell Armstrong (Fayetteville State), Josh Broghamer (Northern Iowa), Marko Milić (Slovenia), God Shammgod (Providence), Keith Veney (Marshall)

**Athletic Performance Director:** Jeremy Holsopple (Kentucky)

**Head Athletic Trainer:** Dionne Calhoun (San Diego State)

**Assistant Athletic Trainer:** Heather Mau (Adelphi)

## PRONUNCIATION GUIDE

**Luka Dončić** (LOO-kuh DON-chitch); **Danté Exum** (DAHN-tay X-umm); **Maxi Kleber** (CLEE-bah); **Markieff Morris** (mar-KEEF); **Olivier-Maxence Prosper** (oh-LIV-ee-ay MAX-ahnce)

## HOW THE MAVERICKS WERE BUILT

### FREE AGENTS

**2024** - Alex Fudge (Signed to a Two-Way contract 3/4/24)

**2023** - Greg Brown III (Signed to a Two-Way contract by Dallas 10/21/23)

- Danté Exum (Signed by Dallas 7/14/23)
- Josh Green (Signed contract extension 10/23/23)
- Kyrie Irving (Signed by Dallas 7/7/23)
- Derrick Jones Jr. (Signed by Dallas 8/18/23)
- Markieff Morris (Signed by Dallas 9/16/23)
- Dwight Powell (Re-signed by Dallas 7/9/23)
- Brandon Williams (Signed to a Two-Way contract 12/28/23)

**2022** - Maxi Kleber (Signed contract extension 9/8/22)

- AJ Lawson (Signed to a Two-Way contract by Dallas 12/26/22)

**2021** - Tim Hardaway Jr. (Signed by Dallas 8/9/21)

**2018** - Luka Dončić (Signed contract extension 8/10/21)

### OBTAINED VIA TRADE

**2024** - Daniel Gafford (Acquired from WAS in trade that sent C Richaun Holmes and a 2024 first-round pick via OKC to WAS, Acquired a 2024 first-round pick via OKC in exchange for a 2028 first-round pick swap from DAL to OKC 2/8/24)

- P.J. Washington Jr. (Acquired alongside two second-round picks from CHA in exchange for F Grant Williams, G Seth Curry and a top-two protected 2027 first-round pick 2/8/24)

**2023** - Dereck Lively II (Draft rights from Oklahoma City in exchange in exchange for the draft rights to the 10th overall pick Cason Wallace and Dāvis Bertāns 7/6/23)

- Olivier-Maxence Prosper (Draft rights from Sacramento along with Richaun Holmes in exchange for cash considerations 7/6/23)

**2022** - Jaden Hardy (Selected by Sacramento in the 2nd round 37th overall pick of the 2022 NBA Draft draft rights traded to Dallas)

## NUMERICAL ROSTER

00	Brandon Williams	0	Danté Exum
1	Jaden Hardy	2	Dereck Lively II
3	Alex Fudge	7	Dwight Powell
8	Josh Green	9	AJ Lawson
10	Tim Hardaway Jr.	11	Kyrie Irving
13	Greg Brown III	18	Olivier-Maxence Prosper
21	Daniel Gafford	25	P.J. Washington Jr.
42	Maxi Kleber	55	Derrick Jones Jr.
77	Luka Dončić	88	Markieff Morris



2023-24 POSTSEASON	PPG	OPP. PPG	FG%	3FG%	FT%	RPG	APG	SPG	TO	BPG
Mavericks	101.3	102.0	.440	.328	.740	42.3	18.5	8.00	12.3	7.00
Clippers	102.0	101.3	.454	.435	.779	40.5	20.0	7.25	13.8	4.25



2023-24 POSTSEASON VS. CLIPPERS			2023-24 REGULAR SEASON VS. CLIPPERS			SERIES HISTORY VS. CLIPPERS				
DATE	SITE	TIME/RESULT	DATE	SITE	RESULT	Overall	ALL-TIME	STREAKS	LAST WIN	LAST LOSS
4/21/24	LA Clippers	L, 97-109	11/10/23	Dallas	W, 144-126	Overall	100-73	Lose 2	4/26/24	4/28/24
4/23/24	LA Clippers	W, 96-93	11/25/23	LA Clippers	L, 88-107	Home	59-30	Lose 1	4/26/24	4/28/24
4/26/24	Dallas	W, 101-90	12/20/23	Dallas	L, 111-120	Road	41-43	Lose 1	4/23/24	4/21/24
4/28/24	Dallas	L, 111-116								
5/1/24	LA Clippers	9:00 pm								
5/3/24	Dallas	8:30 pm								

**SERIES NOTES:** The No. 5 seed Mavericks (50-32) are facing the No. 4 seed Clippers (51-31) in their opening round playoff series...Dallas is tied in the series, 2-2, after Los Angeles recorded a 109-97 win at Crypto.com Arena in Game 1 (4/21/24), Dallas recorded a 96-93 win in Los Angeles (4/23/24), Dallas recorded a 101-90 win in Dallas (4/26/24) and Los Angeles recorded a 116-111 win in Dallas (4/28/24)...The teams meet in the postseason for the third time in five years (Los Angeles defeated Dallas twice in an opening-round best-of-7 series, winning 4-2 in 2020 and 4-3 in 2021)...The Mavericks lead the Clippers in the all-time series, 100-73 (.578) and hold a record of 59-30 at home and 41-43 on the road...The Mavericks lost the 2023-24 season series 2-1, after Dallas recorded a 144-126 win in Dallas (11/10/23), the Clippers defeated the Mavericks in a 107-88 win in Los Angeles (11/25/23) and the Clippers defeating the Mavericks 120-111 in Dallas (12/20/23)...After defeating the Clippers in the first matchup 144-126 at American Airlines Center (11/10/23), marking a new franchise-high points scored against the Clippers and tying for the 11th most points scored against them all-time by any teams...The Mavericks notched 47 points in the second quarter against the Clippers (11/10/23), the fourth-most points scored in a quarter in team history and the second-most points scored in a second quarter in team history...In the second matchup, the Clippers defeated the Mavericks 107-88 in Los Angeles (11/25/23)...In the third matchup of the season series, the Clippers defeated the Mavericks 120-111 in Dallas (12/20/23)...Dallas tied the 2022-23 season series, 2-2...In the series, the home team won two and the road team won two...After defeating the Clippers in the first matchup 103-101 at American Airlines Center (11/15/22), Dallas lost twice in a 13-day stretch (113-101 at Crypto.com Arena on 1/10/23, 112-98 at American Airlines Center on 1/22/23)... Prior to dropping those two meetings, the Mavericks had taken 3-of-4, 4-of-6, and 6-of-8 against the Clippers...In the last game of the 2022-23 season series, a game that marked the third meeting between the clubs in a span of 30 days, the Mavericks defeated the Clippers in Los Angeles 110-104 (2/8/22) to tie the season series despite **Dončić** being inactive due to a right heel contusion...**Dončić** is averaging 32.6 points (.486 FG%, .359 3FG%), 8.3 rebounds and 7.4 assists in 18 career regular-season games (7-11 record) against the Clippers...In his last 10 regular-season games against the franchise, **Dončić** is averaging 37.3 points (.516 FG%, .408 3FG%), 8.9 rebounds and 6.8 assists, including 35.7 points (.492 FG%, .381 3FG%), 10.7 rebounds and 5.3 assists in three games against Los Angeles last season...In three games against the Clippers in the 2021-22 season series, **Dončić** averaged 40.7 points (.513 FG%, .447 3FG%) – his highest scoring average against any team in 2021-22 – to go along with 11.0 rebounds and 7.7 assists...**Dončić** posted his first career 50-point effort with 51 points (17-26 FG, 7-14 3FG), including 28 (10-13 FG, 7-10 3FG) in the first quarter, in just 40 minutes vs. the Clippers (2/10/22)...It tied the franchise record for the most points in a regulation-length game (Dirk Nowitzki, 51, vs. GSW 3/23/06), a record he later matched this past New Year's Eve (**Dončić**, 51, at SAS 12/31/22)...The next game, **Dončić** went for 45 points (15-33 FG, 6-13 3FG), including 23 in the fourth quarter, in 39 minutes vs. the Clippers (2/12/22), becoming the first player since Wilt Chamberlain (47 points and 53 points at Seattle) in December 1967 to record 96+ points over a two-game span with both games coming against the same opponent...**Dončić** also set the franchise record for the most points over a two-game stretch...**Dončić** added 15 boards and 8 assists to go along with his game-high 45 points vs. Los Angeles (2/12/22) en route to becoming the 10th player in NBA history to produce a 45-point, 15-rebound, 8-assist effort (Elgin Baylor, 6 times; Wilt Chamberlain, 3 times; Russell Westbrook, 3 times; **Dončić**, 3 times; Kareem Abdul-Jabbar, Alvan Adams, Hakeem Olajuwon, Vince Carter, James Harden, Nikola Jokić)...In the meeting at Los Angeles (1/10/23), **Dončić** tallied 43 points (12-22 FG, 16-21 FT), including 20 in the fourth quarter, to go along with 11 rebounds, 7 assists and 2 steals in 43 minutes at Los Angeles (1/10/23)...Three of **Dončić's** 23 career 20-point quarters have come against the Clippers (career-best 28-point 1st quarter vs. LAC 2/10/22; 23-point 4th quarter vs. LAC 2/12/22; 20-point 4th quarter at LAC 1/10/23), his most against any franchise.

**CONNECTIONS:** Clippers Head Coach **Tyronn Lue** appeared in 17 games for the Mavericks in 2007-08...Mavericks guard **Tim Hardaway Jr.** (Orinda), Mavericks Two-Way guard **Brandon Williams** (Los Angeles), Clippers forward **Paul George** (Palmdale), Clippers guard **James Harden** (Bellflower), Clippers forward **Kawhi Leonard** (Los Angeles), Clippers guard **Russell Westbrook** (Long Beach), Clippers forward **Norman Powell** (San Diego) and Clippers forward **Jordan Miller** (Anaheim) were all born in California...Mavericks guard **Kyrie Irving** and Clippers forward **George** were both members of the 2016 U.S. Olympic Team that won gold in Rio de Janeiro...Clippers guard **James Harden** and Mavericks guard **Kyrie Irving** spent the second half of the 2020-21 season and the first half of the 2021-22 campaign together as teammates on the Nets...**Harden** and **Irving** were also teammates on the 2014 U.S. FIBA World Cup Team that won gold in Spain...**Irving** and Clippers center **Mason Plumlee** were teammates together for one season at Duke University (2010-11)...Mavericks assistant coach **Jared Dudley** appeared in 74 games (43 starts) for the Clippers in 2013-14 and averaged 6.9 points, 2.2 rebounds and 1.4 assists in 23.4 minutes...**Powell** and **Dudley** are both San Diego natives...Mavericks assistant coach **Darrell Armstrong** (Gastonia) and Clippers forward/center **P.J. Tucker** (Raleigh) are North Carolina natives...**Tucker** attended the University of Texas at Austin for three seasons (2003-06) and was named a second-team All-American as well as the Big 12 Player of the Year in his junior year...Clippers forward **Kai Jones** attended the University of Texas at Austin for two seasons (2019-21) and was named Big 12 Sixth Man of the Year...Mavericks Two-Way forward **Greg Brown III** and **Jones** were teammates at Texas together for one season (2020-21)...Mavericks assistant coach **God Shammgod** (New York City) and Clippers guard/forward **Terance Mann** (Brooklyn) were both born in New York...Clippers assistant coach **Dahntay Jones** appeared in 50 games (15 starts) for the Mavericks in 2012-13 and averaged 3.5 points, 1.4 rebounds and 0.6 assists in 12.7 minutes.

PREVIOUS MEETING

CLIPPERS 116, MAVERICKS 111 – APRIL 28, 2024 – AMERICAN AIRLINES CENTER – DALLAS, TX – GAME #4 (2-2, 1-1 HOME)

TEAM	1	2	3	4	OT	FINAL	FG	FGA	FG%	3FG%	FT%	OR	DR	TR	A	PF	ST	TO	BS
LAC	39	27	16	34	-	116	43	80	.538	.621	.667	5	24	29	22	27	10	13	6
DAL	16	33	29	33	-	111	40	81	.494	.333	.800	14	28	42	22	21	5	17	5
TEAM	HIGH PTS	HIGH REB	HIGH AST	TEAM	HIGH PTS	HIGH REB	HIGH AST												
DAL	K. Irving: 40	L. Dončić: 10	L. Dončić: 10	LAC	P. George/J. Harden: 33	P. George/J. Harden: 6	P. George: 8												

**PLAYER NOTES:** **Kyrie Irving** scored a game-high 40 points (14-25 FG, 6-12 3FG, 6-6 FT), 7 rebounds and 5 assists. **Luka Dončić** scored 29 points (10-24 FG, 1-9 3FG, 8-10 FT), 10 rebounds, 10 assists and 1 block. **Derrick Jones Jr.** scored 14 points (6-9 FG, 2-3 3FG, 0-1 FT), 7 rebounds, 1 assist, 1 steal and 1 block. **P.J. Washington Jr.** scored 10 points (4-9 FG, 1-5 3FG, 1-1 FT), 4 rebounds, 1 assist, 1 steal and 2 blocks. Off the bench, **Dereck Lively II** notched 8 points (4-4 FG, 0-1 FT) with 6 rebounds, 1 assist and 1 steal. **Tim Hardaway Jr.** and **Olivier-Maxence Prosper** were inactive due to injury/illness. **James Harden** led the Clippers with a team-high 33 points (12-17 FG, 4-5 3FG, 5-5 FT) with 6 rebounds, 7 assists, 1 steal and 1 block, while **Paul George** scored 33 points to go along with 6 rebounds, 8 assists, 4 steals and 1 block.

**NOTES:** There were three lead changes and two ties in the game. The Mavericks' largest lead was four while the Clippers' largest lead was 31. In the 1st quarter, the Mavericks reached their largest lead of the game with a four-point lead, 4-0, with 9:10 remaining in the quarter. From there, the Clippers went on a 39-12 scoring run to take a 39-16 lead at the end of the first quarter. In the 2nd quarter, the Clippers reached their largest lead of 31 points, 55-24, with 5:43 to go in the half. From there, the Mavericks went on a 25-11 run, outscoring the Clippers 33-27 in the quarter to take cut the deficit to 17 points, 66-49, at the half. In the 3rd quarter, the Mavericks outscored the Clippers 29-16 in the quarter to cut the Clippers lead to four points, 82-78, going into the final quarter. In the 4th quarter, the Mavericks regained the lead at 105-104 with 2:15 to go in the game off of a 27-22 Mavericks run. The Clippers regained their lead and fended off the Mavericks' historic comeback en route to a 116-111 Game 4 win in Dallas.





# MAVERICKS PLAYOFF NOTES

Statistical research assistance provided by the Elias Sports Bureau, STATS LLC, Basketball-Reference.com, NBA.com/Stats, ESPN

## 50-WIN EXPERIENCE

The **Dallas Mavericks** qualified for the playoffs for the fourth time in the last five seasons and the 25th overall playoff appearance in the franchise's 44-year history.

The Mavericks have secured a playoff spot for the 19th time in the last 24 years. Only Boston (20) and San Antonio (19) have as many appearances in that span of time (since 2000-01). To garner a playoff spot, the team recorded their 50th win (at MIA, 4/10/24), marking the 16th 50-win season in franchise history and Dallas' second under Head Coach Jason Kidd (52-20, 2021-22). Prior to Jason Kidd's tenure, the Mavericks did not reach 50 wins in a season since six years prior in 2014-15.

# 50-32



The Mavericks won 16 of their last 20 games, going 16-2 (3/7/24-4/10/24) prior to the final two games of the season in which several starters were unavailable.

The 16-2 stretch marked the Mavericks' best 18-game span since the 2010-11 season when the team won the NBA Championship.

During that stretch of games, the Mavericks went on several win streaks, going 4-0, 7-0 and 5-0 to capture the No. 5 seed in the Western Conference and will face the No. 4 seed Los Angeles Clippers (51-31) in the first round. The team faces the Clippers in the postseason for the third time in the past five years, with the Clippers having the 2-0 series advantage against Dallas in that span of time.

## SPRINGTIME TRADITION

### FIRST ROUND HISTORY:

The Mavericks are 11-13 (.458) all-time in first round playoff series. Dallas holds an all-time record of 60-67 (.472) in first round games (37-24 at home, 21-45 on the road).

W, 3-2 vs. Seattle (1984)

L, 3-1 to Portland (1985)

W, 3-1 vs. Utah (1986)

L, 3-1 to Seattle (1987)

W, 3-1 vs. Houston (1988)

L, 3-0 to Portland (1990)

W, 3-2 vs. Utah (2001)

W, 3-0 vs. Minnesota (2002)

W, 4-3 vs. Portland (2003)

L, 4-1 to Sacramento (2004)

W, 4-3 vs. Houston (2005)

W, 4-0 vs. Memphis (2006)

L, 4-2 to Golden State (2007)

L, 4-1 to New Orleans (2008)

W, 4-1 vs. San Antonio (2009)

L, 4-2 to San Antonio (2010)

W, 4-2 vs. Portland (2011)

L, 4-0 to Oklahoma City (2012)

L, 4-3 to San Antonio (2014)

L, 4-1 to Houston (2015)

L, 4-1 to Oklahoma City (2016)

L, 4-2 to the L.A. Clippers (2020)

L, 4-3 to the L.A. Clippers (2021)

W, 4-2 vs. Utah (2022).

The Mavericks are 19-23 (.452) all-time in NBA playoff series (14-20 in best-of-7 series, 5-3 in best-of-5 series). Dallas is 107-123 (.465) all-time in postseason games, including 90-108 (.454) in best-of-seven series playoff games. The Mavericks have made five Western Conference Finals appearances (1988, 2003, 2006, 2011, 2022) and advanced to the NBA Finals twice (2006, 2011). They won their first NBA championship in 2011 after defeating Miami in six games (in a 2006 Finals rematch).

## CLIP IT AGAIN

The Mavericks face the LA Clippers for the third time in the past four postseason appearances.

In 2020, the Mavericks played the Clippers in a six-game series, ultimately falling short. The Clippers won Game 1 at home (110-118) but split the home series after Dallas won on the road to capture Game 2 (127-114). However, the Clippers in turn split the road series, winning Game 3 (130-122) but lost Game 4, 135-133, after Dončić recorded a game-high 43 points, 17 rebounds and 13 assists, leading both teams in all three categories. The Clippers won the final two games to secure the series win, 4-2. Dončić averaged 31.0 points, 9.8 rebounds, 8.7 assists and 1.2 steals in his first series matchup against the Clippers.

Only three players who played in the series for the Mavericks remained on the roster: Luka Dončić, Tim Hardaway Jr. and Maxi Kleber.

Five players on the Clippers roster who played remain on the roster: Kawhi Leonard, Paul George, Ivica Zubac, Amir Coffey and Terance Mann.

In 2021, the Mavericks lost to the Clippers in a seven-game series, with each of the road teams winning the respective road games until Game 7 (Game 1, DAL, 113-103; Game 2, DAL, 127-121; Game 3, LAC, 118-108; Game 4, LAC, 106-81; Game 5, DAL, 105-100; Game 6, DAL, 104-97; Game 7, LAC, 126-111). Luka Dončić averaged 35.7 points, 7.9 rebounds, 10.3 assists and 1.3 steals, accounting for over 70 points scored in Game 7 between scoring 46 points and dishing 14 assists. His 46-14 also marked the first 45-point, 10-assist game in franchise history in the playoffs. Dončić is the only player in NBA history to have a 40-point game while adding at least 14 assists. He has done it twice (both times against the Clippers, 42-points, 14-assist game 6/2/21).





## GAME ONE

The **Dallas Mavericks** fell the Los Angeles Clippers in Game 1 of the first round, losing 109-97 after recording just eight points in the second quarter as a team.

The team's eight points in the second quarter tie for the fifth-fewest points scored in a quarter in the playoffs in franchise history (4 points at SAC, 5/11/02; 7 at MIA, 6/15/06; 7 at MIA, 6/18/06; 7 vs. LAL, 5/6/84). In every game the team recorded a quarter with eight or fewer points, Dallas lost those games. Of the six games that the team had quarters with eight-or-fewer points, four of them were on the road including recent Game 1 at LAC (4/21/24).

Luka Dončić and Kyrie Irving became the first duo in franchise history to record 30 points each in the same game in their debut as teammates in the playoffs. The Mavericks only have six other instances of a pair of teammates recording 30 points in the same game in the postseason, most recently Jalen Brunson and Dončić vs. GSW (5/20/22).

The Mavericks shot 10-of-33 from behind the arc for a .303 3-point field goal percentage, marking the ninth time in playoff history that the Mavericks have recorded a game shooting .303 or worse from 3 (min. 30 3FGA), losing all of the qualifying games except one (W, .279 3FG% vs. UTA, 4/25/22).

## GAME TWO

### FIRST-ROUND GAME 2 RESULTS (LAST 10 GAMES)

The Mavericks have a 21-22 record in Game 2s in the postseason but have won 7-3 in their last 10. In every series that the Mavericks have faced the Clippers prior to this year, Dallas won Game 2 (127-121 at LAC, 5/25/21; 127-114 at LAC, 8/19/20; 96-93 at LAC, 4/23/24).

In both games, Luka Dončić led the team in points and assists, notching 28 points and seven assists in the first instance (8/19/20) and 39 points, seven assists (and a team-high seven rebounds) in the second Game 2 between the teams (5/25/21). In Game 2s, Dončić is averaging 36.0 points, 6.0 rebounds and 7.3 assists per game.

In the first round, the Mavericks are 12-13 in 25 first-round Game 2s, winning the last six of seven, however, after beating the Clippers in Game 2 this season (4/23/24).

RANK	OPPONENT	W/L	SCORE
4/23/24	AT LAC	W	96-93
4/18/22	VS. UTA	W	110-104
5/25/21	AT LAC	W	127-121
8/19/20	AT LAC	W	127-114
4/18/16	AT OKC	W	85-84
4/21/16	AT HOU	L	111-99
4/23/14	AT SAS	W	113-92
4/30/12	AT OKC	L	102-99
4/19/11	VS. POR	W	101-89
4/21/10	VS. SAS	L	102-88

## UNDER THE CENTURY MARK

For the first time this season, the Dallas Mavericks won a game while scoring less than 100 points after beating the Los Angeles Clippers, 96-93, in Game 2 (4/23/24). The Mavericks were 0-10 in games they scored 103-or-fewer points before beating the Clippers.

Among playoff games within the last six years, 96 points was the fewest scored in a win and the fifth fewest points recorded in a game by the Mavericks. Within the last 10 years, the Mavericks had only two other wins while scoring under 100 points in the playoffs (98 at UTA, 4/28/22; 85 at OKC, 4/18/16).

The Mavericks won despite scoring under 100 points due to a defensive performance that saw the team hold the Clippers to just 93 points, the fifth-fewest points allowed in a playoff game by the Mavericks in the last 10 seasons. Holding LAC to 8-of-30 shooting from behind the arc, .267 is the fifth-lowest shooting percentage by an opponent in the playoffs in the last 10 years for the Mavericks. The Clippers' 93 points is the third-fewest points they have scored in a playoff game in the past five years (80 vs. PHO, 6/26/21; 89 at DEN, 9/15/20).

The Mavericks held the Clippers to just a .368 field goal percentage, which is the seventh-lowest shooting percentage by a Mavericks opponent in the playoffs in NBA history. The .368 FG% is the fourth-lowest FG% by the Clippers in their playoff history.

Alongside his 32-6-9-1-1 performance in Game 2, Luka Dončić additionally held his own defensively, hold the Clippers players to 2-of-17 from the floor when he was their primary defender. Of the eight players he faced as a primary defender on their shot attempts, only James Harden (1-5 FG vs. Dončić) and Amir Coffey (1-1 FG vs. Dončić) scored a field goal against the Slovenian international, per ESPN.



## GAME THREE

The Mavericks have a 21-22 (.488) record in Game 3s in postseason history and are just 4-6 in their last 10 games despite having home court for every game except one (W at UTA, 4/21/22). Against the Clippers in the two series they faced the Clippers prior, the Mavericks have lost both Game 3s (L, 118-108 vs. LAC, 5/28/21; L, 130-122 vs. LAC, 8/21/20).

In the 2020 playoffs, Luka Dončić recorded 13 points, 10 rebounds and 10 assists in Game 3 vs. LAC (8/21/20) for the first triple-double in Mavericks playoff history. At 21 years and 175 days old, Dončić became the third youngest player in NBA history to record a triple-double in the playoffs (LeBron James, Magic Johnson). In Game 3 in 2021, Dončić recorded 44 points, nine rebounds and nine assists, with his 44 points tying for the then-fourth-most points in a playoff game in franchise history.

### FIRST-ROUND GAME 3 RESULTS (LAST 10 GAMES)

RANK	OPPONENT	W/L	SCORE
4/26/24	VS. LAC	W	101-90
4/21/22	AT UTA	W	126-118
5/28/21	VS. LAC	L	118-108
8/21/20	VS. LAC	L	130-122
4/21/16	VS. OKC	L	131-102
4/24/15	VS. HOU	L	130-128
4/26/14	VS. SAS	W	109-108
5/3/12	VS. OKC	L	95-79
4/21/11	AT POR	L	97-92
4/23/10	AT SAS	L	94-90

## GAME THREE

Putting on another defensive showing, the Mavericks held the Clippers to just 90 points in a 101-90 win in Game 3 (4/26/24). The Clippers' 90 points is the fewest points the Mavericks have allowed in a game this season. Prior to Game 3, the fewest points allowed by the Mavericks this season (regular or postseason) was 92 at MIA (4/10/24).

Including Game 2's defensive display (holding the Clippers to just 93 points), the Mavericks have held their opponents to 93-or-fewer points in back-to-back games for the first time this season and for the eighth time in playoff history for Dallas. The team did so by recording 12 steals against the Clippers, the 15th time in franchise history the team has had at least 12 steals in a game in the postseason.

For the first time in playoff history, the Mavericks have won a game while shooting worse than .265 (9-34 3FG) from deep (min. 25 3FGA) after doing so vs. LAC. Prior to Game 3 (4/26/24), the team was 0-5 in the postseason in such instances. The team scored just 101 points, which is their second-fewest points scored in a win. Prior to Game 2 (4/23/24), the Mavericks were 0-10 this season when scoring fewer than 104 points. After Game 3's win, the team has now won back-to-back games while scoring fewer than 103 points.

Per ESPN, the Mavericks had 10 dunks in the first half of Game 3, the second-most dunks a team has had in a playoff half over the last 25 years.

Daniel Gafford recorded eight points, four rebounds, two steals and three blocks. He is the first Mavericks player since Al-Farouq Aminu (4/21/15) to record at least two steals and three blocks in a playoff game. Prior to Aminu, no Maverick had done so in 16 years.

## GAME FOUR


The Mavericks are 21-19 (.525) in Game 4 in playoff history and 9-13 (.409) in Game 4s in the first round. Dallas has won three of the last five Game 4s and five of the last 10. The team is 15-9 in home Game 4s, winning three of the last five. The Mavericks have won the last two Game 4s (W, 119-109, vs. GSW, 5/24/22; W, 111-101 at PHO, 5/8/22).

In Game 4 vs. LAC in 2020 (8/23/20), Luka Dončić notched the eighth 40-point triple-double in the playoffs in NBA history (43-17-13), something that had only been done by five other players at the time (LeBron James, Russell Westbrook, Charles Barkley, Jerry West and Oscar Robertson). Of all the 40-point triple-doubles in playoff history, Dončić notched the most rebounds (17) and tied for the most assists (13).

The last Game 4 the team played as a win vs. GSW, the team's sole win vs the Warriors that series.

### FIRST-ROUND GAME 4 RESULTS (LAST 10 GAMES)

RANK	OPPONENT	W/L	SCORE
4/23/22	AT UTA	L	100-99
5/30/21	VS. LAC	L	106-81
8/23/20	VS. LAC	W	135-133
4/23/16	VS. OKC	L	119-108
4/26/15	VS. HOU	W	121-109
4/28/14	VS. SAS	L	93-89
5/5/12	VS. OKC	L	103-97
4/23/11	AT POR	L	84-82
4/25/10	AT SAS	L	92-89
4/25/09	VS. SAS	W	99-90



## CLOSE BUT NO CIGAR

The **Dallas Mavericks** fell the Los Angeles Clippers in Game 4 (4/28/24) of the first round, 116-111, failing short of an NBA-record-tying 31-point comeback. Despite taking the lead with two minutes left in the fourth quarter, the Mavericks were unable to complete what would be the largest comeback effort in a playoff game in NBA history.

Paul George notched 16 points in the first quarter after shooting 6-of-9 from the field and 3-of-5 from deep. His 16 points in the first quarter tied for the most points in the opening frame he has ever scored in a playoff game and the fifth-most points recorded in a playoff quarter in his career. The Clippers tied a franchise-record for most 3-pointers in a playoff half with 14 3-pointers made in the first half, helping the team to a 31-point lead.

Kyrie Irving recorded a game-high 40 points (14-25 FG, 6-12 3FG, 6-6 FT), seven rebounds and five assists against the Clippers (4/28/24) for his first career 40-5-5 game in the playoffs. He has only one other instance of 40-5-5 as a Maverick in either the regular season or playoffs (42-7-7 vs. NOP, 1/15/24). Luka Dončić notched 29 points (10-24 FG, 1-9 3FG, 8-10 FT), 10 rebounds, 10 assists and one block vs. LAC. His 29-10-10 marked his fourth playoff triple-double. He is the only player in Mavericks history to record a triple-double in the postseason. Dončić's 29-10-10 marked his fourth playoff triple-double against the Clippers. Outside of Dončić, every other triple-double recorded against the Clippers in the playoffs combined is five (1, Russell Westbrook; 1, James Harden; 1, Draymond Green; 1, Devin Booker; 1, Nikola Jokić).

## GAME FIVE

The Mavericks have a 15-18 (.455) record in Game 5s in postseason history and are just 4-6 in their last 10 games. Against the Clippers in the two series prior to this season, the Mavericks have gone 1-1, beating the Clippers in Los Angeles on June 2, 2021 (105-100) and losing 154-111 in Los Angeles on August 25, 2020.

On June 2, 2021, Luka Dončić notched his second career 40-point, 10-assist double-double in the playoffs after dropping 42 points and 14 assists in Game 5 at LAC. He is the only player in Mavericks history to have at least one of such instances and currently has three. In NBA history, only two players have recorded a 40-point, 14-assist game in the playoff. LeBron James has one of such games and Dončić has two.

### FIRST-ROUND GAME 5 RESULTS (LAST 10 GAMES)

RANK	OPPONENT	W/L	SCORE
4/25/22	vs. UTA	W	102-77
6/2/21	at LAC	W	105-100
8/25/20	AT LAC	L	154-111
4/25/16	AT OKC	L	118-104
4/28/15	AT HOU	L	103-94
4/30/14	AT SAS	L	109-103
4/25/11	VS. POR	W	93-82
4/27/10	VS. SAS	W	103-81
4/28/09	AT SAS	W	106-93
4/29/08	AT NOH	L	99-94

## PLAYOFF PERFORMERS

Prior to Game 1 at LAC (4/21/24), **Luka Dončić** has averaged 32.5 points (.473 FG%, .366 3FG%, .692 FT%), 9.3 rebounds and 7.9 assists per game in the playoffs through 28 games played. He has the second-highest points per game averages in NBA history in the playoffs, behind just Michael Jordan (33.4 points per game). The only other player in postseason history that has more assists than him while averaging at least 25 points (min. 20 games) is Trae Young who has averages 26.4 points and 9.0 assists through 27 games.

In franchise postseason history, Dončić tied Dirk Nowitzki for most 40-point games with Dallas after his 40-11-3 performance vs. GSW in the 2022 Western Conference Finals matchup. He owns the team's only triple-doubles in the playoffs, having three of such occasions (43-17-13 vs. LAC, 8/23/20; 31-10-11 at LAC, 5/22/21; 13-10-10 at LAC, 8/21/20).

Of double-doubles recorded in the playoffs in Mavericks history, Dončić surpassed with Ron Tarpley for the second-most in the franchise with 18 of such instances (22 points, 10 rebounds vs. LAC, 4/26/24). Both trail Dirk Nowitzki's 75 double-doubles in the playoffs. Dončić is tied with Nowitzki for most 40-point double-doubles with five.

In Game 1 of the 2024 NBA Playoffs, Dončić notched 33 points (11-26 FG, 4-12 3FG, 7-8 FT), 13 rebounds, six assists and one steal for his 10th 30-point, 10-rebound game in Mavericks playoff history. Only Dirk Nowitzki has more with 29 of such instances, and Rolando Blackman and Kristaps Porzingis join them as the only four players in Mavericks playoff history with a 30-point, 10 rebound game.

## DEADLINE DEALER

On June 28, 2021, General Manager **Nico Harrison** joined the Mavericks. Harrison joined the Mavericks after spending 19 years at Nike, where he most recently held the title of Vice President of North America Basketball Operations.

Harrison re-tooled the roster in his first season, as the Mavericks entered the season with eight players (out of 17, including two-way's) on the roster who were not with the team at the end of last year's playoff run. Harrison made a deadline deal to acquire Spencer Dinwiddie and Dāvis Bertāns in exchange for Kristaps Porzingis in the most notable move of his tenure. He also signed Reggie Bullock, Sterling Brown and Frank Ntilikina in the offseason, an added Marquese Chriss, Theo Pinson and Moses Wright to the roster by the end of the year after navigating through a season where 27 different players played minutes for the Mavericks.

Last season, at the deadline, Harrison traded for Kyrie Irving and Markieff Morris in exchange for Dorian Finney-Smith, Spencer Dinwiddie, a 2029 first-round pick and two second-round picks. Before the season started, Harrison drafted Jaden Hardy in the 2022 NBA Draft, the sole draft pick by the team that draft. He signed Kemba Walker, JaVale McGee and Justin Holiday to contracts through preseason and in the regular season, making moves to bolster the roster.



### WASHINGTON AND GAFFORD

**P.J. Washington Jr.** was acquired by the Dallas Mavericks from the Charlotte Hornets on February 8, 2024 at the NBA trade deadline alongside two second-round picks for Grant Williams, Seth Curry and a 2028 top-2 protected first-round pick.

Washington Jr., who played high school basketball at Lone Star High School in Frisco, Texas, returns to Dallas after averaging 13.6 points, 5.3 rebounds and 2.2 assists through 44 games with the Hornets this season. He leaves Charlotte with the franchise's fifth-most 3-pointers (536) and fifth-most blocks in Hornets history (295).

**Daniel Gafford** was acquired by the Dallas Mavericks from the Washington Wizards on February 8, 2023 at the NBA trade deadline in exchange for Richaun Holmes and a 2024 first-round pick via the Oklahoma City Thunder.

Gafford comes to the Mavericks after averaging 10.9 points, 8.0 rebounds, 1.5 assists, 1.0 steals and 2.2 blocks with the Wizards through 45 games (45 starts) this season. At the time of the trade, Gafford is one of three players in the NBA this season to average at least one steal and two blocks per game (Victor Wembanyama, Anthony Davis). He had the seventh-highest blocks per game average (2.2) in the NBA this season.



## THE DEADLINE DIFFERENCE

### POINTS PER GAME POST-TRADE DEADLINE

RANK	TEAMS	PPG
1	INDIANA	121.5
2	LOS ANGELES	121.2
3	BOSTON	120.9
4	OKC	119.0
<b>5</b>	<b>DALLAS</b>	<b>117.2</b>
6	GOLDEN STATE	116.1
7	HOUSTON	115.3
8	DENVER	115.0
9	PHOENIX	114.5
10	SACRAMENTO	113.7
11	CHICAGO	113.7
12	ATLANTA	113.0
13	MINNESOTA	112.7
14	WASHINGTON	112.5

The **Dallas Mavericks** averaged 117.2 points after the trade deadline on Feb. 8 that saw the Mavericks acquire P.J. Washington Jr. and Daniel Gafford, which ranked for the fifth-best offense after the NBA trade deadline.

The team played 31 games (including Feb. 8 at NYK) after the trade deadline concluded at 3 p.m. ET on Feb. 8, going 22-9 over the final stretch of the season. Since Gafford was inserted into the starting lineup, the Mavericks went 21-3 to close out the season.

During the final stretch of games prior to the last two games, the Mavericks have only allowed 105.9 points per game, which is ranked seventh-fewest points allowed in the NBA since March 7. On the flip side, the Mavericks have notched 118.2 points a game in this recent stretch of games, which is the fifth-highest points per game of any team in the league during this time. The Mavericks, Celtics and Nuggets are the only team that are top 10 in fewest points allowed and most points scored since March 7.

Prior to the trade deadline, the Mavericks only won two games in which the team made 12-or-fewer 3-pointers in a game. After the deadline, the Mavericks won eight of such games, going 8-4 in such instances.





### AT THE BUZZER

**Kyrie Irving** hit a left-handed driving hook shot from 21 feet away from the basket to beat the Denver Nuggets, 107-105 (3/17/24). The shot came moments after Luka Dončić tied the game with a 30-foot 3-point make with 25 seconds left in the game.

Irving's shot was just his second career game-winning buzzer beater, the first being against Toronto (12/16/22). The shot came exactly a year from the day Maxi Kleber converted a 3-pointer to beat the Los Angeles Lakers, 111-110 (3/17/23), in a shot that was assisted by Irving. Within the last six years, there have only been three other game-winning buzzer beater in franchise history, including Kleber's 3-pointer over the Lakers. The other two are Dončić's 3-pointer against Boston to beat the Celtics 107-104 (11/6/21), and against the Grizzlies (4/14/21) after Grayson Allen missed two free throws to keep the scoreline within two points, and Dončić converted a 3-point floater to win the game.

Within the last 10 years, there have only been two other game-winning buzzer beaters against a defending champion, Saddiq Bey's shot against the Warriors (1/4/23) and Dwyane Wade's make against the Warriors (2/27/19). Irving's game-winning buzzer beater is the only game-winning buzzer beater over a defending champion in franchise history as far back as data can track (1997-98).


### X MARKS THE SPOT



With the Mavericks' game against the Sacramento Kings (3/29/24) tied 103-103 with 28.1 seconds left in the game, **Danté Exum** hit the game hit a critical go-ahead 3-pointer to take the lead against the Kings, 106-103.

Dallas would go on to win the game 107-103 after Luka Dončić missed the first of this two free throws but nailed his second to make it a two-possession game with less than four seconds in the game.

With his go-ahead 3-pointer against the Kings, Exum recorded the first go-ahead or game-tying field goal of his career. Later in the season, he notched his second of such shot after tying the game with a buzzer-beating 3-pointer vs. HOU (3/31/24), 129-129. The Mavericks went on to win the game 147-136, the team's seventh game this season with at least 140 points.



### CLUTCH-TIME MAVERICKS

The Dallas Mavericks ended the regular season having been in 32 clutch situations this season. A "clutch" game in the NBA is defined by a game that is within a score margin of five points within the last five minutes. Within such instances, the Mavericks have a 23-9 record in clutch games, the second-best record in such situations in the league behind just the Los Angeles Lakers (24-9). The team has the fifth-best shooting percentage in clutch moments (47.5 FG%), the fourth-best 3-point shooting percentage in clutch moments (36.8 3FG%) and the third-best free throw shooting percentage in the clutch (85.5).

WIN PERCENTAGE IN THE CLUTCH, 2023-24		FIELD GOAL PERCENTAGE IN THE CLUTCH, 2023-24		FREE THROW PERCENTAGE IN THE CLUTCH, 2023-24	
TEAMS	WIN%	TEAMS	FG%	TEAMS	FT%
LOS ANGELES LAKERS	72.7	DENVER NUGGETS	53.0	MEMPHIS GRIZZLIES	87.6
<b>DALLAS MAVERICKS</b>	<b>71.9</b>	OKLAHOMA CITY THUNDER	52.5	LOS ANGELES CLIPPERS	87.4
DENVER NUGGETS	65.0	CHICAGO BULLS	48.4	<b>DALLAS MAVERICKS</b>	<b>85.5</b>
BOSTON CELTICS	63.6	INDIANA PACERS	48.3	PHOENIX SUNS	84.7
OKLAHOMA CITY THUNDER	63.2	<b>DALLAS MAVERICKS</b>	<b>47.5</b>	PHILADELPHIA 76ERS	84.7
CHICAGO BULLS	61.4	CHARLOTTE HORNETS	47.2	DETROIT PISTONS	84.2



## DALLAS KAI-LIGHTS



On February 6, 2023, G **Kyrie Irving** was traded to the Mavericks from the Brooklyn Nets in exchange for Dorian Finney-Smith, Spencer Dinwiddie, a 2029 first-round pick and a 2027 second-round pick and a 2029 second round pick.

The addition of Irving added a different facet to the Mavericks. Last season, Irving led the league in fourth quarter scoring, totaling 551 fourth-quarter points and averaged 9.3 points in the final frame. This season in 2023-24, Irving is seventh in the league with a 7.3 average in the fourth quarter.

Against Houston (4/7/24), Irving recorded a Mavericks-high 48 points (15-25 FG, 3-8 3FG, 15-17 FT), seven rebounds and two assists. Of his 48 points, he notched a season-high 19 points in the fourth quarter, the most points scored in the fourth quarter by a Mavericks player this season, while spearheading the way for the Mavericks to record their tied-seventh-largest comeback in franchise history.

In January, Irving recorded 44 points (15-26 FG, 6-10 3FG, 8-9 FT), four rebounds, 10 assists and two steals against the New York Knicks (1/11/24) in a game where Dončić was absent.

His 44-point outing against the Knicks marked his second-most points recorded in a game as a Mavericks player. His previous high was 41 points at ATL (4/2/23), a number he has since surpassed three times with his 44 vs. NYC (1/11/24), 42 points vs. NOP (1/15/24) and 48 vs. HOU (4/7/24). His 44 and 42 points marked the first time he has recorded 40 points twice in a span of three games as a Maverick.

Irving's 44-point, 10-assist efforts against the Knicks (1/11/24) made him the second player in Mavericks history to record at least 40 points and 10 assists in a game (Luka Dončić). Although Dončić has done so many times, Irving is the only other player to do so with points and assists, and the ninth player in franchise history to record a 40-point double-double overall.

## ONE OF A KAI-ND

After recording 42 points vs. NOP (1/15/24), **Irving** notched a five-game streak of recording 30-or-more points, tied for the second-longest streak of 30-plus-point games in his career (6-game streak, 1/19/23-1/28/23; 5-game streak, 3/14/19-3/23/19). He is one of seven players this season to record at least a five-game streak of 30-plus points (Joel Embiid, Luka Dončić, Trae Young, Kevin Durant, Shai Gilgeous-Alexander, Giannis Antetokounmpo). Including Irving, only three players in Mavericks history has had at least five consecutive games with 30-or-more points, one of which was Luka Dončić who extended a franchise-record with 11 consecutive games of 30-plus points (Mark Aguirre).

In the three-game span from Jan. 11, 2024 to Jan. 15, 2024, Irving totaled 119 points, tying his third-most points across any three-game span in his career (119, 1/25/20-1/31/20; 125, 3/10/22-3/23/22; 132, 3/8/23-3/15/22). At the start of the new year, Irving recorded nine rebounds at UTA (1/1/24), nine vs. POR (1/3/24) and nine vs. POR (1/5/24), marking the first time in his career he has recorded at least three consecutive games with nine-or-more rebounds. In addition to the eight rebounds he recorded vs. MIN (1/7/24) and eight vs. MEM (1/9/24), Irving recorded eight-plus rebounds in at least five consecutive games for the first time in his career.

Since joining the Mavericks in Feb. 2023 last season, Irving averaged 26.0 points through 78 games played, adding 5.0 rebounds and 5.4 assists. In games he has appeared in, the Mavericks are 47-31. However, for stretches in January this season and four games last season, Irving was without Dončić for 11 games. In games without Dončić, Irving averaged 30.0 points, 5.4 rebounds and 6.6 assist, and the Mavericks went 7-4 in such games.

After playing against the reigning champions Denver Nuggets on March 17, Irving appeared in his 18th consecutive game, the longest streak of games he has appeared in since 2016. He ended his streak of games played at 31 after missing the penultimate game of the season vs. DET (4/12/24). Irving ended the season .003 field goal percentage away from his second career 50-40-90 season after he shot .497 FG%, .411 3FG, .905 FT%.



## WORLD'S FINEST

**Luka Dončić** and **Kyrie Irving** became just the third duo in NBA history to end the season recording at least 25 points, five rebounds and five assists each. Dončić finished the season winning the first scoring title in Mavericks history with 33.9 points per game, while adding 9.2 rebounds and 9.8 assists per game. Irving averaged 25.6 points, 5.0 rebounds and 5.2 assists. The only other duos who have done so in the same season are Stephen Curry and Kevin Durant (2018, 2019) and James Harden and Russell Westbrook (2020).

The duo is the only pair in franchise history to record at least 25 points per game in the same season, having done so twice (2022-23; 2023-24). The only pairs of teammates to average at least 20 points in the season are (Mark Aguirre, Rolando Blackman; Mark Aguirre, Adrian Dantley; Jim Jackson, Jamal Mashburn; Michael Finley, Dirk Nowitzki; Luka Dončić and Kristaps Porziņģis).

At MIL (11/18/23), Irving and Dončić had 16 and 15 field goal makes, respectively, marking the second time in team history that two players have had 15-or-more field goal makes in the same game for the Mavericks (Mark Aguirre, Rolando Blackman, 1983-84). In the last five years, only five pairs of teammates in the NBA have had at least 15 field goals in the same game.

With Irving's highest-scoring game as a Maverick vs. HOU (4/7/24) (48 points) and Dončić's near 35-point triple-double that game (37-9-12), the duo combined for at least 35 points in the same for the fourth time as Mavericks, surpassing the duo of Mark Aguirre and Rolando Blackman for the most-35-points-in-the-same-game instances.

Last season, the pair recorded 40 points vs. PHI (3/2/23), marking the first time in franchise history that Dallas had two 40-point scorers in the same game. It marked just the third time in NBA history that two teammates have recorded at least 40 points and five assists in the same game in a non-overtime game in either the regular season or playoffs. Irving in 2016 had such an instance with LeBron James after the pair both had 41 points and six and seven assists, respectively (vs. GSW, 6/13/16).

## THREAT FROM DEEP

The **Dallas Mavericks** finished third in the league this season in 3-pointers made with 1,197, shooting 1,197-for-3,242 for a .369 clip from behind the arc. The team's 1,197 3-pointers total for the season ranked for the second-most 3-pointers in a single season in franchise history (1,246, 2022-23).

The Mavericks are the second team in NBA history to record 15-or-more threes in a game for the first five games of the season, tied with the 2019-20 New Orleans Pelicans who also did so for the first five games of the season. After failing to make 15 3-pointers against the Charlotte Hornets (14, 11/5/23), the Mavericks have recorded 15-or-more threes in their following four games to make them the first team in NBA history to record 15-or-more 3-pointers in nine of a team's first 10 games.

The Mavericks had two players shoot over 40.0% from behind the arc (min. 100 3FGA): Dante Exum and Kyrie Irving. Exum ranked second in the league in 3FG% after shooting .491 from deep (min. 100 3FGA), only behind OKC's Aaron Wiggins (.492 3FG%). Of players who attempted more than 400 3-pointers this season, Irving ranked 10th overall with a .411 3-point percentage (.461, Grayson Allen; .442, Mike Conley; .429, CJ McCollum; .424, Sam Hauser; .415, D'Angelo Russell; .414, Naz Reid; .413, Malik Beasley; .413, Paul George; .413, Kevin Durant).

With Dončić (284), Hardaway Jr. (211) and Irving (173), the Mavericks saw three players record at least 170 3-pointers in the same season for the first time in franchise history, and the second time in franchise history that the team had three players record at least 150 3-pointers in the same season (2022-23, Dončić, Hardaway Jr., Reggie Bullock). They are one of three teams this season to have at least three players with at least 170 3-pointers this season (Atlanta; Boston).

## GAFF DOES NOT MISS

**Daniel Gafford** led the league in field goal percentage this season after making 348-of-480 from the field for a .725 field goal percentage and recorded the second-highest field goal percentage in franchise history (min. 400 FGA) (.726 FG%, Wilt Chamberlain, 1972-73).

With the Mavericks, Gafford went 145-of-186 from the field for a .780 shooting percentage post-trade deadline. He and Dereck Lively II became the first pair of teammates to record a .725 field goal percentage in the same season in NBA history (min. 200 FGA), and Gafford becomes the second player in NBA history to record at least a .725 FG% (min. 200 FGA) in multiple seasons (.732, 2022-23) (Mitchel Robinson).

Gafford and Rudy Gobert are the only players to have at least .693 field goal percentage through a season (min. 400 FGA) multiple times. Since joining the league in 2019-20, only Robert Williams (.731) has a higher field goal percentage than Gafford (.731), although the former has attempted 735 less shots.

Since 2020-21, only Gafford, Gobert, Jakob Poeltl, Clint Capela, Jarrett Allen and Myles Turner have had four seasons with at least 75 blocks. This season, Gafford has 153 blocks, the most blocks in a season in his career (prev. 99 blocks, 2022-23, 2021-22). He has the seventh-most blocks in the league this season and becomes just the second Maverick to have 150-or-more blocks in a season (Shawn Bradley).

Gafford set a new record in the play-by-play era (1996-97) for most consecutive field goal makes in a row without a miss after hitting 33 straight field goals, two away from tying Wilt Chamberlain's record (35) for most consecutive field goal makes. His 33 straight field goal makes is the second-longest in NBA history. Going 9-of-9 from the field vs. CHI, his former team, Gafford recorded the most consecutive field goal makes in a game since the play-by-play era (since 1996-97), surpassing Derrick Favors' 22 straight makes in 2019-20 by finishing the game with 28 straight makes (7-7 FG vs. IND, 3/5/24; 5-5 vs. MIA, 3/7/24; 7-7 at DET, 3/9/24; 9-9 at CHI, 3/11/24) before later extending the total to 33.

Later in the season, Gafford set the second-longest consecutive field goal make streak in the play-by-play era (1996-97) after going 12-of-12 from the field at CHA (4/9/24), which marked a franchise record for most field goals made in a game without a miss in franchise history (previous: Brandan Wright, 10-10, at LAL 4/4/14). He had a 23 consecutive field goal make streak that ended with his second shot against DET (4/12/24) missing, becoming the second-longest in the play-by-play era (His 33 streak). He is the only player in the play-by-play era to have multiple streaks of at least 20 FGM.

He is one of six players in NBA history to record back-to-back games with at least 15 points on 100-percent shooting (DeAndre Jordan; Boris Diaw; Tyrone Hill; Fouts Walker; Wilt Chamberlain), and the first player to do it since DeAndre Jordan in 2016 after going 9-of-9 at CHI (3/11/24) and 7-of-7 at DET (3/9/24).

In his first game as a Maverick (vs. OKC, 2/10/24), Gafford recorded 19 points and nine rebounds, the second-most points coming off the bench in a Mavericks debut (25, Christian Wood, 10/19/22). In his second game with Dallas (vs. WAS, 2/12/24), Gafford recorded 16 points, 17 rebounds, two assists, two steals and five blocks for his third career 15-15 game. His five blocks and two steals made him the first Maverick in the last five years to have at least five blocks and two steals. His 14 rebounds in the first half is a career-high and is the most by a Maverick in a half since 2018 (14 vs. LAC, 12/2/18, DeAndre Jordan).



## LOOKING LIVELY, ROOK

**Dereck Lively II** led all rookies in field goal percentage (min. 200 FGA), and third amongst all rookies in rebounds per game and blocks per game. His 77 blocks on the season is the third-most in franchise history by a rookie (81, Sean Rooks; 79, Roy Tarpley), and he recorded 77 blocks with 20 less games played than Roy Tarpley and 17 games less than Sean Rooks.

Lively ended the season with the highest field goal percentage by any rookie in NBA history (min. 40 games played) after shooting .747 from the field in his first year. He had a streak of nine games with a block to start his NBA career (10/25-11/12/23), becoming the only Mavericks rookie to accomplish that feat. He is one of 20 players in NBA history to have a block in the first nine games of their career since 1970-71.

With two instances of 20-plus points on .910 field goal percentage in the same season, Lively became just the fifth rookie in NBA history to have multiple of such occasions in a season. He also recorded 20 points (9-9 FG) and a career-high 16 rebounds and seven blocks vs. OKC (12/2/23), becoming the first rookie in NBA history within the shot-clock era to record a 10-15 game on perfect shooting from the field.



## RECORD-BREAKING SEASON

- Became the **first player in NBA history** to average at least 33.0 points (33.9), 9.0 rebounds (9.2) and 9.0 assists (9.8) in a season.
- **Led the league** in points per game (33.9) and total points (2,370) – both Mavs franchise records.
- Posted a NBA-high **16 30-point triple-doubles**, the 5th-most in a single-season in NBA history.
- Has produced a career-high 50 30-point efforts, breaking his own single-season franchise record of 44 set in 2022-23.
- Set NBA record for **most consecutive 30-point triple-doubles** with six.
- Set the record for **most consecutive 35-point triple-doubles** with five.
- Produced the **first 25-point triple-double in a half in NBA history** when he recorded 29 points, 10 rebounds and 10 assists in the opening half vs. Utah on Dec. 6.
- Notched his 75th career triple-double, becoming the ninth player in NBA history to reach the milestone and moving one triple-double shy of tying James Harden (76) for the eighth-most triple-doubles in NBA history.
- Led the league in 35-point games (32) and 40-point efforts (13).
- Also led the league in 35-point triple-doubles (11) and 40-point triple-doubles (2).
- Recorded **Mavs franchise-record 21 triple-doubles** in 2023-24 after recording his 77th career triple-double with a 39-point, 12-rebound, 10-assist showing at CHA (4/9/24), beating his previously set record of 17 in 2019-20.
- **Most 3-pointers made in a single season in franchise history** with 284 as of 4/10 at Miami, second only to Steph Curry in 2023-24.
- Recorded ninth consecutive 30-point, 5-rebound, 5-assist game, tying Oscar Robertson for the longest streak in NBA history (12/18/23).
- Recorded **10 consecutive games with at least 30 points** (12/18/23), the longest streak of his career and a franchise-high.
- Surpassed Dirk Nowitzki for most 35 point games in franchise history (79) after 40 at POR (12/16/23).
- Recorded the most 15-5-5 quarters in the play-by-play era with five.

## THERE'S MAGIC IN THE AIR


**Luka Dončić** garnered a career-high and franchise-most 73 points in a 148-143 win over the Atlanta Hawks at State Farm Arena on January 26, 2024. In a record-setting night, Dončić tied for the fourth-most points scored in a game in NBA history, with only three other players recording 73-or-more points (Wilt Chamberlain, Kobe Bryant and David Thompson). His 73 points was the most points recorded in a game this season and the most recorded in a game since Kobe Bryant's 81 in 2006.

Dončić's 73 points was one of 15 games with a player scoring 70-or-more points in NBA history and one of 11 games with the player doing so with a 70-point double-double. Only Dončić and Wilt Chamberlain have had at least one 73-plus point double-double in NBA history. With 73 points (25-33 FG, 8-13 3FG, 15-16 FT), 10 rebounds, seven assists and a steal, Dončić became the second player in NBA history to have multiple games with 60-plus points, 10-plus rebounds and five-plus assists and the first in over 50 years (Elgin Baylor, 63-31-7 vs. PHW on 12/8/61; 64-17-8 vs. BOS, 11/8/59). His seven assists marked the most assists in a 70-point effort in a non-overtime game (Donovan Mitchell, 71 points & 11 assists vs. CHI in overtime).

Missing just eight shots the entire night and going 25-for-33, Dončić recorded the most efficient 70-point game in NBA history with a .758 field goal percentage. Only Wilt Chamberlain's 66 points on 29-for-35 shooting (.829) and Karl Malone's 61 points on 21-for-26 shooting (.808) are the 60-plus-point efforts on higher efficiency than Dončić's 73 points on 25-for-33 shooting (.758). There were only two efforts with at least 50 points in NBA history with better efficiency where the player recorded at least 50 points and eight 3-pointers (50 points with 9 3-pointers, Kyrie Irving at CHA on 3/8/22; 50 points with 8 3-pointers, Jamal Murray at CLE on 2/19/21). With 33 field goal attempts, Dončić was the only player in NBA history to record at least 70 points with 33-or-fewer field goal attempts. Dončić's 25 field goals made marked a new franchise-record, breaking Mark Aguirre's record 21 field goals made (at DEN, 3/24/84) that Dončić once tied in his 60-21-10 effort vs. NYK (21 FGM, 12/27/22).

At halftime, Dončić had 41 points (16-21 FG) against the Hawks, setting a new franchise record for points in a single half (previous: 34, Dirk Nowitzki, 2nd half, vs UTA 11/3/09). His 41-point half is the 15th 40-point half in the past 20-plus years in NBA history. His 16 field goals made is the third-most in a half in NBA history (18, Kobe Bryant vs. TOR, 1/22/0; 17, Brandon Jennings vs. GS, 11/14/09), doing so with the third-highest efficiency (min. 15 FGM) behind Kenneth Lofton Jr.'s 15-for-18 (.833) shooting at OKC (4/9/23) and Brandon Jennings' 17-for-21 (.810) shooting vs. GS (11/14/09).

Dončić (73) and **Josh Green** (21) combined for 94 points between the two, tying Kobe Bryant (81) and Smush Parker (13) for the most combined points by any two teammates in the last 40 years (94 points). They are tied for the third-most combined points by any two teammates in the last 60 years (98 points, 51, Kiki Vandeweghe & 47, Alex English vs. DET, 12/13/83; 95, 45, Mike Mitchell & 50, George Gervin vs. MIL, 3/6/82).



## TRIPLE-DONČIĆ

**Luka Dončić** has a franchise-best 77 triple-doubles, which are already more than every other current and former Maverick combined (40). Dončić recorded a league-high 17 triple-doubles in 2019-20, becoming the youngest player in NBA history (21 years, 168 days) to lead the league outright in the category, becoming the franchise's all-time leader. He set a single-season franchise record for most triple-doubles in a season with 21 in 2023-24. He has missed a triple-double by 1 rebound or 1 assist on 32 occasions in his career through the regular season or postseason (10 time this season).

### MOST TRIPLE-DOUBLES BY A MAVERICK IN FRANCHISE HISTORY

PLAYER	TPL-DBL
<b>LUKA DONČIĆ</b>	<b>77</b>
JASON KIDD	21
MICHAEL FINLEY	6

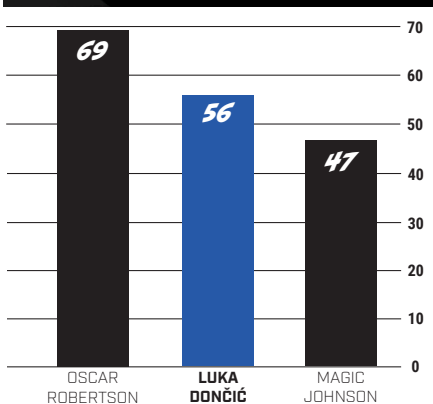
### MOST TRIPLE-DOUBLES BY A MAVERICK IN SINGLE SEASON

PLAYER	TPL-DBL
<b>LUKA DONČIĆ</b> <small>2023-24</small>	<b>21</b>
<b>LUKA DONČIĆ</b> <small>2019-20</small>	<b>17</b>
<b>LUKA DONČIĆ</b> <small>2021-22</small>	<b>11</b>
<b>LUKA DONČIĆ</b> <small>2020-21</small>	<b>11</b>
<b>LUKA DONČIĆ</b> <small>2022-23</small>	<b>10</b>
JASON KIDD <small>1995-96</small>	9

### MOST 30-POINT TRIPLE-DOUBLES BY A MAVERICK

PLAYER	TPL-DBL
<b>LUKA DONČIĆ</b>	<b>46</b>
JASON KIDD	2
MICHAEL FINLEY	2

### MOST TRIPLE-DOUBLES BEFORE TURNING 24



Dončić holds the record for the most triple-doubles (32) prior to the age of 22. In fact, he had more than double the combined triple-doubles of the next two placeholders (Magic Johnson, 13; Ben Simmons, 12). Dončić also broke the record for most triple-doubles before turning 23 years old with his game vs. CHI (1/9/2022) and holds the all-time record with 45 (Oscar Robertson, 38).

### 2023-24 TRIPLE-DOUBLES LEADERBOARD

PLAYER	TPL-DBL
DOMANTAS SABONIS	26
NIKOLA JOKIĆ	25
<b>LUKA DONČIĆ</b>	<b>21</b>

### ALL-TIME 40-POINT TRIPLE-DOUBLES LEADERBOARD

PLAYER	TPL-DBL
OSCAR ROBERTSON	33
JAMES HARDEN	16
RUSSELL WESTBROOK	13
<b>LUKA DONČIĆ</b>	<b>8</b>
WILT CHAMBERLAIN	7
LEBRON JAMES	6

### ALL-TIME 35-POINT TRIPLE-DOUBLES LEADERBOARD

PLAYER	TPL-DBL
OSCAR ROBERTSON	59
RUSSELL WESTBROOK	29
<b>LUKA DONČIĆ</b>	<b>27</b>
JAMES HARDEN	24
NIKOLA JOKIĆ	17
LEBRON JAMES	14
WILT CHAMBERLAIN	13

### ALL-TIME 30-POINT TRIPLE-DOUBLES LEADERBOARD

PLAYER	TPL-DBL
OSCAR ROBERTSON	106
RUSSELL WESTBROOK	48
<b>LUKA DONČIĆ</b>	<b>46</b>
LEBRON JAMES	38
JAMES HARDEN	35
NIKOLA JOKIĆ	33
GIANNIS ANTETOKOUNMPO	18
WILT CHAMBERLAIN	21
LARRY BIRD	17
MAGIC JOHNSON	17

### ALL-TIME 20-POINT TRIPLE-DOUBLES LEADERBOARD

PLAYER	TPL-DBL
OSCAR ROBERTSON	174
RUSSELL WESTBROOK	132
LEBRON JAMES	97
NIKOLA JOKIĆ	94
MAGIC JOHNSON	85
<b>LUKA DONČIĆ</b>	<b>71</b>
JAMES HARDEN	64
WILT CHAMBERLAIN	54
LARRY BIRD	40

### 25-10-10



Dončić became the first player in NBA history to record a 25-point triple-double through a single half after facing the Utah Jazz (12/6/23). He ended the night with a 40-point triple-double (40-10-11), sitting the entirety of the fourth in a blowout win, 147-97. The 50-point win was the franchise's sixth 50-point win and tied for the third-largest win in franchise history.

After his 73-point performance at ATL (1/26/24) in which he recorded 10 rebounds and seven assists as well as 73 points and his preceding performance against the Sacramento Kings (1/27/24), he became the first player to average a 50-point triple-double over the span of two games. He recorded 28 points, 10 rebounds and 17 assists at SAC.

Statistical research assistance provided by the Elias Sports Bureau, STATS LLC, Basketball-Reference.com, NBA.com/Stats, ESPN



CAREER REGULAR SEASON RECORD (8TH SEASON): 322-296 (.521)  
 REGULAR SEASON RECORD WITH MAVERICKS (3RD SEASON): 139-106 (.567)

CAREER PLAYOFF RECORD (5 PLAYOFF APPEARANCES): 20-26 (.435)  
 PLAYOFF RECORD WITH MAVERICKS (2 PLAYOFF APPEARANCES): 11-11 (.500)

Jason Kidd was named the 10th head coach in Mavericks history on June 28, 2021.

Kidd, who was inducted to the Naismith Memorial Basketball Hall of Fame in 2018, is in his third stint in Dallas after spending eight of his 19 seasons as a player with the team and helping the Mavericks to the 2011 NBA title.

Kidd joins the Mavericks after most recently serving two seasons as an assistant coach with the Los Angeles Lakers, where he was part of the franchise's 2020 NBA championship season.

Kidd's coaching career began in 2013 when he helmed the Brooklyn Nets for one season. He is the third person since the NBA-ABA merger (1976) to become a head coach in the season after he retired as a player. As a rookie head coach, Kidd earned a pair of Eastern Conference Coach of the Month awards (January and March), leading the Nets to 44-38 record and an appearance in the Eastern Conference Semifinals.

JASON KIDD'S OVERALL RECORD						
		REGULAR SEASON			POSTSEASON	
2013-14	Nets	44-38	.537	5-7	.417	
2014-15	Bucks	41-41	.500	2-4	.333	
2015-16	Bucks	33-49	.402	--	--	
2016-17	Bucks	42-40	.512	2-4	.333	
2017-18	Bucks	23-22	.511	--	--	
2021-22	Mavericks	52-30	.634	9-9	.500	
2022-23	Mavericks	37-44	.457	--	--	
2023-24	Mavericks	50-32	.610	2-2	.500	
<b>TOTALS</b>		<b>322-296</b>	<b>.521</b>	<b>20-26</b>	<b>.435</b>	

JASON KIDD'S ALL-TIME RECORD VS. THE NBA (ENTERING 5/1/24)									
VS. EAST CONFERENCE: 159-165									
TEAM	W	L	TEAM	W	L	TEAM	W	L	
76ers	15	7	Bucks	4	5	Hawks	10	11	
Celtics	10	13	Bulls	9	14	Heat	15	8	
Knicks	12	8	Cavaliers	7	18	Hornets	11	13	
Nets	15	2	Pacers	9	15	Magic	13	9	
Raptors	8	15	Pistons	14	11	Wizards	7	16	
<b>ATLANTIC</b>	<b>60</b>	<b>45</b>	<b>CENTRAL</b>	<b>43</b>	<b>63</b>	<b>SOUTHEAST</b>	<b>56</b>	<b>57</b>	
VS. WEST CONFERENCE: 163-131									
TEAM	W	L	TEAM	W	L	TEAM	W	L	
Jazz	11	11	Clippers	9	10	Grizzlies	12	9	
Nuggets	8	10	Kings	14	7	Mavericks	4	6	
Thunder	9	12	Lakers	12	7	Pelicans	10	11	
Timberwolves	11	9	Suns	12	7	Rockets	13	8	
Trail Blazers	15	6	Warriors	9	11	Spurs	14	7	
<b>NORTHWEST</b>	<b>54</b>	<b>48</b>	<b>PACIFIC</b>	<b>56</b>	<b>42</b>	<b>SOUTHWEST</b>	<b>53</b>	<b>41</b>	
<b>CAREER REGULAR SEASON RECORD: 322-296</b>									
<b>REGULAR SEASON RECORD WITH MAVERICKS: 139-106</b>									

On July 1, 2014, Kidd became the head coach of the Milwaukee Bucks in a transaction that sent two second round draft picks to Brooklyn (2015, 2019). He became the first coach in NBA history to lead two teams to the postseason in his first two seasons after helping the Bucks to a 41-41 record and improving on their 15-win season from a year earlier. Kidd finished third in NBA Coach of the Year voting following the 2014-15 season.

In three-plus seasons with Milwaukee, Kidd amassed a 139-152 record and appeared in the playoffs twice before parting ways with the franchise midway through the 2017-18 season.

Kidd was drafted second overall by the Mavericks in 1994 NBA Draft and spent two-and-a-half seasons in Dallas before being traded to Phoenix during the 1996-97 campaign. He shared Rookie of the Year honors with Grant Hill after averaging 11.7 points, 5.4 rebounds and 7.7 assists in his first season.

Kidd returned to Dallas from New Jersey in an eight-player trade in February 2008. Following the trade, Kidd teamed up with former Mavericks superstar Dirk Nowitzki and together they led the Mavericks to the 2011 NBA title, defeating Miami 4-2 to bring the Larry O'Brien Trophy to DFW.

He averaged 12.6 points, 6.3 rebounds, 8.7 assists and 1.9 steals in 1,391 games (1,350 starts) with Dallas, Phoenix, New Jersey and New York. In 500 games with Dallas (all starts), he averaged 10.5 points, 5.5 rebounds, 8.4 assists 1.9 steals and 34.6 minutes.

Kidd's 12,091 career assists and 2,684 career steals are the second-most in NBA history behind John Stockton. His 107 career triple-doubles represent the fourth-most in NBA history. Kidd was a 10-time NBA All-Star, five-time All-NBA First Team selection and four-time All-Defensive First Team pick.

2023-24 COACHES CHALLENGE	TOTAL	SUCCESSFUL	UNSUCCESSFUL	PCT
Dallas Mavericks	4	3	1	75.0%

Kidd played two seasons at the University of California. The Oakland, California, native led the Golden Bears to consecutive appearances in the NCAA Tournament and, as a sophomore, was an All-American and the Pac-10 Player of the Year. He also won two Olympic gold medals as a member of Team USA (2000, 2008).

Season	Age	Tm	Lg	Pos	G	GS	MP	FG	FGA	FG%	3P	3PA	3P%	2P	2PA	2P%	eFG%	FT	FTA	FT%	ORB	DRB	TRB	AST	STL	BLK	TOV	PF	PTS
1994-95	21	DAL	NBA	PG	79	79	33.8	4.2	10.8	.385	0.9	3.3	.272	3.3	7.6	.433	.426	2.4	3.5	.698	1.9	3.5	5.4	7.7	1.9	0.3	3.2	1.8	11.7
1995-96	22	DAL	NBA	PG	81	81	37.5	6.1	16.0	.381	1.6	4.9	.336	4.4	11.1	.401	.433	2.8	4.1	.692	2.5	4.3	6.8	9.7	2.2	0.3	4.0	1.9	16.6
1996-97	23	TOT	NBA	PG	55	45	35.7	3.9	9.6	.403	1.1	3.0	.370	2.8	6.6	.418	.460	2.0	3.0	.679	1.2	3.4	4.5	9.0	2.3	0.4	2.6	2.1	10.9
1996-97	23	DAL	NBA	PG	22	22	36.0	3.4	9.2	.369	1.0	3.0	.323	2.5	6.3	.391	.421	2.1	3.1	.667	1.4	2.7	4.1	9.1	2.0	0.4	3.0	1.9	9.9
1996-97	23	PHO	NBA	PG	33	23	35.5	4.2	9.9	.423	1.2	3.0	.400	3.0	6.8	.434	.485	2.0	2.9	.688	1.0	3.8	4.8	9.0	2.4	0.4	2.3	2.2	11.6
1997-98	24	PHO	NBA	PG	82	82	38.0	4.4	10.5	.416	0.9	2.8	.313	3.5	7.6	.454	.458	2.0	2.5	.799	1.3	4.9	6.2	9.1	2.0	0.3	3.2	1.7	11.6
1998-99	25	PHO	NBA	PG	50	50	41.2	6.2	14.0	.444	0.9	2.5	.366	5.3	11.5	.461	.476	3.6	4.8	.757	1.7	5.0	6.8	10.8	2.3	0.4	3.0	2.2	16.9
1999-00	26	PHO	NBA	PG	67	67	39.0	5.2	12.8	.409	0.8	2.5	.337	4.4	10.3	.427	.442	3.0	3.7	.829	1.4	5.8	7.2	10.1	2.0	0.4	3.4	2.2	14.3
2000-01	27	PHO	NBA	PG	77	76	39.8	5.9	14.2	.411	0.9	3.0	.297	5.0	11.2	.442	.443	4.3	5.2	.814	1.2	5.2	6.4	9.8	2.2	0.3	3.7	2.2	16.9
2001-02	28	NJN	NBA	PG	82	82	37.3	5.4	13.9	.391	1.4	4.4	.321	4.0	9.4	.424	.442	2.5	3.0	.814	1.6	5.7	7.3	9.9	2.1	0.2	3.5	1.7	14.7
2002-03	29	NJN	NBA	PG	80	80	37.4	6.4	15.6	.414	1.6	4.6	.341	4.9	10.9	.445	.465	4.2	5.0	.841	1.4	4.9	6.3	8.9	2.2	0.3	3.7	1.6	18.7
2003-04	30	NJN	NBA	PG	67	66	36.6	5.5	14.3	.384	1.4	4.4	.321	4.1	9.9	.411	.433	3.1	3.7	.827	1.3	5.1	6.4	9.2	1.8	0.2	3.2	1.6	15.5
2004-05	31	NJN	NBA	PG	66	65	36.9	5.2	13.0	.398	2.0	5.4	.360	3.2	7.5	.425	.473	2.2	2.9	.740	1.4	6.0	7.4	8.3	1.9	0.1	2.5	1.7	14.4
2005-06	32	NJN	NBA	PG	80	80	37.2	4.6	11.3	.404	1.7	4.9	.352	2.8	6.4	.445	.481	2.4	3.1	.795	1.1	6.2	7.3	8.4	1.9	0.4	2.4	2.0	13.3
2006-07	33	NJN	NBA	PG	80	80	36.7	4.6	11.4	.406	1.6	4.5	.343	3.1	6.8	.448	.475	2.2	2.9	.778	1.7	6.5	8.2	9.2	1.6	0.3	2.7	1.8	13.0
2007-08	34	TOT	NBA	PG	80	80	36.3	3.8	9.9	.385	1.5	3.9	.381	2.3	6.0	.387	.460	1.7	2.1	.818	1.2	6.3	7.5	10.1	1.7	0.3	3.3	2.1	10.8
2007-08	34	NJN	NBA	PG	51	51	37.2	3.9	10.8	.366	1.6	4.6	.356	2.3	6.1	.374	.443	1.8	2.2	.820	1.1	6.9	8.1	10.4	1.5	0.3	3.6	1.8	11.3
2007-08	34	DAL	NBA	PG	29	29	34.9	3.6	8.4	.426	1.2	2.6	.461	2.4	5.8	.411	.498	1.5	1.9	.815	1.2	5.2	6.5	9.5	2.1	0.4	2.8	2.6	9.9
2008-09	35	DAL	NBA	PG	81	81	35.6	3.2	7.6	.416	1.6	4.0	.406	1.6	3.6	.427	.522	1.1	1.3	.819	1.0	5.1	6.2	8.7	2.0	0.5	2.3	2.1	9.0
2009-10	36	DAL	NBA	PG	80	80	36.0	3.6	8.4	.423	2.2	5.2	.425	1.4	3.2	.420	.554	1.0	1.2	.808	0.6	5.0	5.6	9.1	1.8	0.4	2.4	1.8	10.3
2010-11	37	DAL	NBA	PG	80	80	33.2	2.7	7.5	.361	1.7	4.9	.340	1.0	2.6	.400	.472	0.8	1.0	.870	0.4	4.0	4.4	8.2	1.7	0.4	2.2	1.5	7.9
2011-12	38	DAL	NBA	PG	48	48	28.7	2.1	5.7	.363	1.6	4.6	.354	0.4	1.0	.400	.507	0.5	0.6	.786	0.3	3.8	4.1	5.5	1.7	0.2	1.9	1.7	6.2
2012-13	39	NYK	NBA	SG	76	48	26.9	2.0	5.4	.372	1.5	4.3	.351	0.5	1.1	.452	.511	0.5	0.6	.833	0.7	3.6	4.3	3.3	1.6	0.3	1.0	1.6	6.0
<b>Career</b>			<b>NBA</b>		<b>1391</b>	<b>1350</b>	<b>36.0</b>	<b>4.5</b>	<b>11.2</b>	<b>.400</b>	<b>1.4</b>	<b>4.1</b>	<b>.349</b>	<b>3.0</b>	<b>7.1</b>	<b>.429</b>	<b>.464</b>	<b>2.2</b>	<b>2.8</b>	<b>.785</b>	<b>1.3</b>	<b>5.0</b>	<b>6.3</b>	<b>8.7</b>	<b>1.9</b>	<b>0.3</b>	<b>2.9</b>	<b>1.8</b>	<b>12.6</b>



#13 Greg Brown III

Forward • 6-8 • 217 • 09/01/01 • Texas/USA • 2 Years Pro

	GP	GS	PPG	RPG	APG	SPG	BPG	MPG	FG%	3FG%	FT%		2023-24 HIGHS	CAREER HIGHS	
2023-24	6	0	2.5	1.5	0.7	0.00	0.67	6.6	.455	.333	.444	PTS	7 vs. POR 1/5/24	17 at OKC 4/5/22	
Career	70	6	3.8	2.3	0.6	0.43	0.47	11.0	.424	.296	.616	FGM	3 vs. POR 1/5/24	6 at OKC 4/5/22	
TIMES RECORDING	POINTS				REB	AST	BLK	STL							
	10+	20+	30+		10+	10+	3+	3+							
2023-24	--	--	--		--	--	1	--							
Career	6	--	--		1	--	1	1							
RECENT GAMES	OPPONENT	W/L	MIN	FG-A	3P-A	FT-A	OR	DR	TR	A	PF	ST	TO	BS	PTS
	4/14 at OKC	L													Inactive - Personal
	4/12 vs. DET	L													Inactive - Personal
	4/10 at MIA	W													Inactive - Personal
	4/9 at CHA	W													Inactive - Personal
	4/7 vs. HOU	W													Inactive - Personal

Inactive - G League Two-Way — 61 on the season.; DNP - Coach's Decision — 3 on the season.; Inactive - G League — 1 on the season.; Inactive - Personal — 7 on the season.

2023-24: Made his Mavericks debut vs. MIN (12/14/23), recording one assist.

NOTES: Signed an Exhibit 10 contract with the Dallas Mavericks (8/14/23)...Selected by the New Orleans Pelicans with the 43rd overall pick in the 2021 NBA Draft...Holds career averages of 4.0 points, 2.4 rebounds and 11.5 minutes in 64 games (6 starts) with Portland...Played one season at Texas and averaged 9.3 points (.420 FG%, .330 3-PT%, .708 FT%), 6.2 rebounds, 1.0 blocks and 20.6 minutes in 26 games (24 starts)...selected All-Big 12 Honorable Mention and named to the All-Big 12 Newcomer and Freshman teams...ranked fourth on Texas in scoring and second in both rebounding and blocks...Mother was a three-year letter winner on the track and field team at Texas from 1998-2000...father was a three-year letter winner on the football team at Texas from 1998-2000.





#77 Luka Dončić

Guard • 6-7 • 230 • 02/28/99 • Real Madrid/Slovenia • 5 Years Pro

	GP	GS	PPG	RPG	APG	SPG	BPG	MPG	FG%	3FG%	FT%
2023-24	70	70	33.9	9.2	9.8	1.41	0.54	37.5	.487	.382	.786
Career	400	400	28.7	8.7	8.3	1.17	0.46	34.9	.470	.347	.747

TIMES RECORDING	POINTS	REB	AST	BLK	STL	DBL-DBL	TPL-DBL
	10+	20+	30+	10+	10+	3+	3+
2023-24	70	65	50	33	37	1	9
Career	394	340	182	155	141	6	45

	2023-24 HIGHS	CAREER HIGHS
PTS	73 at ATL 1/26/24	73 at ATL 1/26/24
FGM	25 at ATL 1/26/24	25 at ATL 1/26/24
FGA	33 at ATL 1/26/24	35 at NOP 2/17/22
3FGM	9 2 times (@ HOU, 3/31/24)	9 2 times (@ HOU, 3/31/24)
3FGA	17 at CHA 4/9/24	17 at CHA 4/9/24
FTM	18 vs. ORL 1/29/24	18 3 times (vs. ORL, 1/29/24)
FTA	21 vs. ORL 1/29/24	22 2 times (@ HOU, 1/2/23)
OREB	5 vs. BOS 1/22/24	6 vs. CHI 1/17/21
DREB	17 at BKN 2/6/24	17 at BKN 2/6/24
TREB	18 2 times (@ BKN, 2/6/24)	21 vs. NYK 12/27/22
ASTS	18 vs. OKC 12/2/23	20 vs. WAS 5/1/21
STLS	4 4 times (vs. UTA, 3/21/24)	5 at DEN 1/7/21
BLKS	3 at PHX 12/25/23	4 at CHA 1/13/21
MINS	46 vs. SAC 1/27/24	53 at LAL 1/12/23

RECENT GAMES														
OPPONENT	W/L	MIN	FG-A	3P-A	FT-A	OR	DR	TR	A	PF	ST	TO	BS	PTS
4/14 at OKC	L													
4/12 vs. DET	L													
4/10 at MIA	W	35:59	9-23	4-15	7-8	1	8	9	9	4	0	3	0	29
4/9 at CHA	W	34:45	13-25	8-17	5-7	2	10	12	10	2	0	4	1	39
4/7 vs. HOU	W	45:25	12-21	4-10	9-9	2	7	9	12	5	0	7	2	37

**Injury List** — Missed 1 game due to Left Calf; Strain (10/25); Missed 1 game due to Left Quad; Strain (12/22); Missed 1 game due to Left Quad; Soreness (12/28); Missed 1 game due to Right Ankle; Swelling (1/5); Missed 4 games due to Right Ankle; Sprain (1/11 through 1/15/24; 1/31); Missed 1 game due to Left Hamstring; Soreness (3/14); Missed 1 game due to Right Knee; Soreness (4/5); Missed 2 games due to Left Ankle; Soreness (4/12 through 4/14/24)

**Inactive - Personal** — 1 on the season.

**2023-24 SEASON:** Opened the season against the Spurs (10/25/23) with 33 points, 13 rebounds, 10 assists and two steals, the first time in franchise history that a player recorded a triple-double to open the season and just the third player in NBA history to do so with a 30-point triple-double (Oscar Robertson, 10/21/1961, 10/15/1966; Giannis Antetokounmpo, 10/24/2019)...Scored 49 points vs. BKN (10/27/23), surpassing Mark Aguirre (69) for the second-most 35-point games in Mavericks history (70)...Recorded 35 points, 12 rebounds and 12 assists vs MEM (10/30/23), becoming the third player in league history to record a 35-point triple-double in the first three games of a season...became the second Maverick to record six straight double-double in the first six games of a season (DeAndre Jordan, 2018-19)...recorded 31 points, seven rebounds and eight assists vs. TOR (11/8/23), passing Chris Paul for 25th all-time most 20-5-5 games with 233...recorded 41 points, nine rebounds and nine assists vs. HOU (11/28/23), just the second time in his career he has recorded at least nine assists and zero turnovers in a game (at SAS, 12/31/22)...became the second player in NBA history to have multiple games with at least 40 points, nine assists and zero turnovers in a game (vs. HOU, 11/28/23) (Stephon Marbury, 2/17/1999, 1/17/2003)...passed Tracy McGrady (30 games) for sole possession of ninth-place for most 40-plus point games by a player under 25-years-old after recording 41 vs. HOU (11/28/23)...recorded 36 points, 15 rebounds and 18 assists vs. OKC (12/2/23), tying Larry Bird for ninth-most triple-doubles in NBA history with 59...tied Magic Johnson for second-most triple-doubles (59) by a player younger than 25 years old after his efforts vs. OKC (12/2/23)...recorded his 12th game with two-plus blocks and two-plus steals vs. OKC (12/2/23)...recorded his second 35-15-15 career game, the 10th overall in NBA history...became just the second player in NBA history to have multiple games of 35-15-15 after playing vs. OKC (12/2/23) (Oscar Robertson)...first player in NBA history to record 35-15-15 with at least five made 3-pointers in the same game...recorded 18 assists vs. OKC (12/2/23), which is the fourth-most in a game in his career...recorded his first career triple-double in a half vs. UTA (12/6/23) after putting up 29 points, 10 rebounds and 10 assists in the first half, just the sixth triple-double in a first half in NBA history since at least 1996-97 (Russell Westbrook, 4/11/16, 12/31/16; Nikola Jokić, 2/15/18, 2/7/23; Domantas Sabonis, 5/1/21)...became the first player in NBA history since at least 1996-97 to record a 25-point triple-double in a half (vs. UTA, 12/6/23)...recorded 16 points, five rebounds and five assists in the first quarter vs. UTA (12/6/23), his fifth career 15-5-5 quarter, only one of two players with multiple such instances (2, Giannis Antetokounmpo)...notched a 40-point triple-double through three quarters, the third time in NBA history since at least 1996-97 that a 40-point triple double has occurred after just three quarters (James Harden, 12/31/16, 1/11/19)...passed Larry Bird (59) for sole possession of ninth place on the NBA's all-time triple-doubles list (60)...recorded 39 points (15-27 FG, 2-7 3FG, 7-7 FT), six rebounds, 13 assists and two steals vs. MIN (12/14/23) to tie Dirk Nowitzki for most 35-point games in franchise history (78)...surpassed Nowitzki for most 35-point games in franchise history (79) after recording 40 points at POR (12/16/23)...recorded 40 points (15-28 FG, 4-12 3FG, 6-6 FT), 12 rebounds, 10 assists at POR (12/16/23) for his eighth career 40-point triple-double, passing Wilt Chamberlain (7) for fourth-most in NBA history...created a new franchise-most and career-high 10 (now 11) consecutive games with 30-or-more points after a 40-point showing at POR (12/16/23)...with 39 points, 12 rebounds and 10 assists vs. SAS (12/23/23), Dončić has recorded his 36th 30-point triple-double, passing James Harden for the fourth-most 30-point triple-doubles in NBA history...notched a then-season-high 50 points (15-25 FG, 8-16 3FG, 12-12 FT), six rebounds, 15 assists, four steals and three blocks at PHO (12/25/23), the second game with at least 50 points and 15 assists in NBA history (53-17, James Harden, 12/31/16)...hit the milestone of 10,000 points (10,039) with his 50-point effort at PHO (12/25/23), becoming the sixth Maverick to hit 10,000 points and also became the sixth-youngest player (24-300) and tied-seventh-fastest (258 games) to do so...with 39 points at GSW (12/30/23), he became the second player in NBA history to average at least 35 points, eight rebounds and 10 assists in a month (min. 10 games), the first being Oscar Robertson in 1960...recorded his second 30-point half of the season (vs. POR, 1/5/24)...with two 3-pointers vs. BOS (1/22/24), he recorded his then-20th-consecutive game with multiple threes, marking the longest-streak in his career with multiple 3-point makes...notched a career-high and franchise-most 73 points at ATL (1/26/24), tied for the fourth-most points recorded in a game in NBA history...recorded the most efficient 70-point game in NBA history after shooting 25-for-33 (.758) (at ATL, 1/26/24)...with 28 points, 10 rebounds and 17 assists vs. SAC (1/27/24) and his performance against the Hawks (1/26/24), he became the first player in NBA history to average a 50-point triple-double over a two-game span...recorded 45 points, nine rebounds and 15 assists vs. ORL (1/29/24), his second 45-point, 15-assist game of his career which makes him the only player in NBA history to have multiple games with at least 45 points and 15 assists...became the first player in NBA history to record at least a 35-18-9 stat line with one or fewer turnovers...recorded 26 points, 11 rebounds and 15 assists vs. WAS (2/12/24), his 66th triple-double and his 10th triple-double in 2023-24...his 10 triple-doubles in 2023-24 marked the fourth consecutive season he has had double-digit triple-doubles and the only player who has done so the last four years is Nikola Jokić...with four 3-pointers at IND (2/25/24), he recorded 49 consecutive games with a made 3-pointer, the longest single-season streak in his career...became the first player in NBA history to record a 30-point triple-double on their respective birthday (vs. TOR, 2/28/24)...with 39 points, 10 rebounds and 11 assists vs. IND (3/5/24), he extended his franchise record to four straight games with a 30-point triple-double, with only Russell Westbrook and Oscar Robertson being the only other players to have at least four straight games with a 30-point triple-double...surpassed Dirk Nowitzki (112) for most 30-point double-doubles (113) after recording 39 points and 10 rebounds/11 assists vs. IND (3/5/24)...furthered his franchise record to five straight games with a 30-point triple-double after a 35-11-11 showing vs. MIA (3/7/24), tying Russell Westbrook for the longest streak of 30-point triple-doubles in NBA history...became the only player in NBA history to record four straight 35-point triple-doubles (35-11-11 vs. MIA, 3/7/24)...broke the record for most consecutive 30-point triple-doubles after 39-10-10 at DET (3/9/24), recording six straight 30-point triple-doubles...extended his NBA record with five straight 35-point triple-doubles at DET (3/9/24)...tied the record for most consecutive 20-point triple-doubles with seven (Michael Jordan, Oscar Robertson) after CHI (3/11/24)...with 37 points vs. DEN (3/17/24), set a new franchise record for most 30-point games in a single-season (45, now 46)...notched his 18th triple-double of the season vs. SAS (3/19/24), setting a new franchise record for triple-doubles in a single-season, surpassing his previous record of 17...became the second-fastest player to 75 career triple-doubles (at UTA, 3/25/24) in both age and games played (25-026, 392), only behind Oscar Robertson who did so at 24-027 and in 182 games played...tied a single-season franchise record with 257 threes this year (George McCLOUD, 1995-96) after a 9-of-16-from-deep showing at HOU (3/31/24)...notched the first stat line in the play-by-play era with 22-8-5 in a single quarter after recording such stats in the first quarter at HOU (3/31/24)...vs. GSW (4/2/24), notched his 258th 3-pointer, setting a single-season franchise record for most 3s...recorded his 76th career triple-double at GSW (4/2/24), tying him for the eighth-most triple-doubles in NBA history...joined Russell Westbrook, Oscar Robertson, Nikola Jokić, Wilt Chamberlain and James Harden as the only players in NBA history to have at least 20 triple-doubles in a single season after his 30-12-11 performance at GSW (4/2/24)...with a 39-point performance at CHA (4/9/24), he eclipsed Mark Aguirre's 1986-87 single-season franchise record for most points (2,330) with 2,341...notched his 77th career triple-double after a 39-12-10 performance at CHA (4/9/24)...became the first player in NBA history to average 33.0 points, 9.0 rebounds and 9.0 assists.

**NOTES:** Signed to a contract extension (8/10/21)...earned his fourth straight All-NBA First Team selection in 2022-23, tying Nowitzki (2004-05, 2005-06, 2006-07, 2008-09) for the most All-NBA First Team selections in franchise history...also became the first Maverick to garner four consecutive All-NBA First Team accolades...earned his fourth consecutive All-Star selection in 2023, joining Kobe Bryant, LeBron James, Shaquille O'Neal, Isaiah Thomas and Anthony Davis as the only players to garner four All-Star nods before their 24th birthday...also tied Rolando Blackman (4) for the second-most All-Star selections in franchise history (Dirk Nowitzki, 14)...was voted a starter for the franchise-record third time (2020, 2021, 2023) and would break Nowitzki's team record (2) for most career All-Star starts...when he garnered his second All-NBA First Team selection in 2020-21, became the youngest player in league history (22 years, 77 days) to earn multiple All-NBA First Team accolades...became the youngest European-born player (20 years, 353 days) to start an All-Star Game in 2020...in 2019-20, became the youngest player in NBA history (21 years, 168 days) to lead the league outright in triple-doubles (17)...named 2018-19 Kia NBA Rookie of the Year, joining Jason Kidd as the only Mavericks to win the award (Kidd shared the honor with Detroit's Grant Hill in 1994-95)...originally selected by ATL with the third overall pick in the 2018 NBA Draft, before having his draft rights traded to DAL for the fifth overall pick Trae Young and a protected 2019 first-round pick...guided Real Madrid to 2018 EuroLeague title at age 19 while becoming youngest-ever recipient of EuroLeague MVP and EuroLeague Final Four MVP awards...led Slovenian national team to the 2020 Olympic Games in Tokyo (and the country's first Olympic appearance in men's basketball)...helped lead the Slovenian national team to a gold-medal finish at EuroBasket 2017...born in Ljubljana, Slovenia...signed with Real Madrid at age 13...name is pronounced LOO-kuh DON-chitch.



#0 Danté Exum Guard • 6-5 • 214 • 07/13/95 • Australian Institute of Sport/Australia • 6 Years Pro

	GP	GS	PPG	RPG	APG	SPG	BPG	MPG	FG%	3FG%	FT%	2023-24 HIGHS		CAREER HIGHS	
2023-24	55	17	7.8	2.7	2.9	0.40	0.09	19.8	.533	.491	.779	PTS	26 vs. LAL 12/12/23	28 vs. MIN 1/5/20	
Career	300	89	6.1	2.0	2.2	0.41	0.16	18.8	.431	.336	.767	FGM	9 at POR 12/8/23	11 vs. MIN 1/5/20	
TIMES RECORDING															
	POINTS			REB	AST	BLK	STL								
	10+	20+	30+	10+	10+	3+	3+	DBL-DBL	TPL-DBL						
2023-24	17	3	--	--	--	--	1	--	--						
Career	68	7	--	--	2	1	2	1	--						
RECENT GAMES															
OPPONENT	W/L	MIN	FG-A	3P-A	FT-A	OR	DR	TR	A	PF	ST	TO	BS	PTS	
4/14 at OKC	L														
DND - Injury															
4/12 vs. DET	L	10:40	0-1	0-0	0-0	0	2	2	0	0	0	1	0	0	
4/10 at MIA	W	18:34	1-2	1-1	0-0	1	2	3	2	0	0	0	0	3	
4/9 at CHA	W	20:07	1-5	0-3	0-0	1	3	4	3	3	0	0	0	2	
4/7 vs. HOU	W	35:09	5-11	2-4	2-2	1	8	9	2	3	0	4	0	14	

**Injury List** — Missed 1 game due to Left Lower Leg; Contusion (12/22); Missed 2 games due to Right Heel; Contusion (1/3 through 1/5/24); Missed 1 game due to Right Plantar Fascia; Sprain (1/7); Missed 6 games due to Right Plantar; Sprain (1/9 through 1/22/24); Missed 3 games due to Right Knee; Soreness (1/27 through 1/29/24; 2/3); Missed 10 games due to Right Knee; Bursitis (1/31; 2/5 through 2/27/24); Missed 1 game due to Right Foot; Sprain (4/14)

**DNP - Coach's Decision** — 1 on the season.; **Inactive - Personal** — 2 on the season.

**2023-24 SEASON:** Recorded eight points vs. LAC (11/10/23) while making two 3-pointers in the game...notched nine points at NOP (11/14/23)...recorded a season-high seven rebounds at WAS (11/15/23)...recorded 12 points vs. HOU (11/28/23)...recorded 23 points (9-15 FG, 2-2 3FG, 3-4 FT) to go along with six rebounds and seven assists at POR (12/8/23)...recorded a season-high 26 points (8-10 FG, 7-9 3FG, 3-4 FT), four rebounds, three assists vs. LAL (12/12/23), his second-highest scoring game in his career...recorded a career-high seven 3-pointers vs. LAL (12/12/23)...recorded his most points off the bench as a Maverick with 16 points (5-8 FG, 4-4 3FG, 2-2 FT) vs. SAS (3/19/24).

**NOTES:** Signed as a free agent by DAL (7/14/23)...Holds career NBA averages of 5.7 points, 1.8 rebounds, 2.1 assists and 18.6 minutes in 245 games (72 starts) with Utah and Cleveland...Selected by Utah in the first round (5th overall pick) of the 2014 NBA Draft...Born in Melbourne, Australia...Played for Australian national team during the 2023 FIBA World Cup...played in five games and averaged 11.0 points, 2.6 rebounds, 3.0 assists and 18.7 minutes per game...shot 41.5% (17-41 FG) from the field, 47.1% (8-17 3FG) from three and 92.9% (13-14 FT) from the free throw line...His late father, Cecil, won an NCAA Championship with the University of North Carolina in 1982 with teammates Michael Jordan and James Worthy, and was later drafted in 1984 by the Denver Nuggets...his father was also roommates with John Stockton at the 1984 Portsmouth Invitational Tournament.

#3 Alex Fudge Forward • 6-8 • 200 • 05/06/03 • Florida/USA • Rookie

	GP	GS	PPG	RPG	APG	SPG	BPG	MPG	FG%	3FG%	FT%	2023-24 HIGHS		CAREER HIGHS	
2023-24	6	0	2.5	0.8	0.0	0.50	0.00	6.7	.400	.200	1.000	PTS	11 at OKC 4/14/24	11 at OKC 4/14/24	
Career	6	0	2.5	0.8	0.0	0.50	0.00	6.7	.400	.200	1.000	FGM	5 at OKC 4/14/24	5 at OKC 4/14/24	
TIMES RECORDING															
	POINTS			REB	AST	BLK	STL								
	10+	20+	30+	10+	10+	3+	3+	DBL-DBL	TPL-DBL						
2023-24	1	--	--	--	--	--	1	--	--						
Career	1	--	--	--	--	--	1	--	--						
RECENT GAMES															
OPPONENT	W/L	MIN	FG-A	3P-A	FT-A	OR	DR	TR	A	PF	ST	TO	BS	PTS	
4/14 at OKC	L	18:55	5-9	1-3	0-0	2	0	2	0	1	3	0	0	11	
4/12 vs. DET	L	6:50	0-0	0-0	0-0	0	1	1	0	0	0	1	0	0	
4/10 at MIA	W														
Inactive - G League Two-Way															
4/9 at CHA	W														
DNP - Coach's Decision															
4/7 vs. HOU	W														
DNP - Coach's Decision															

**Inactive - G League Two-Way** — 33 on the season.; **DNP - Coach's Decision** — 4 on the season.

**2023-24 SEASON:** N/A

**NOTES:** Signed to a Two-Way contract by DAL (3/4/24)... joined the Mavericks after beginning the 2023-24 season with the G League's South Bay Lakers, where he averaged 7.8 points (.467 FG%), 5.1 rebounds, 0.6 assists, 0.9 steals, 1.6 blocks and 17.3 minutes in 18 total games...played one season at Louisiana State University, where he averaged 3.3 points, 3.2 rebounds and 0.8 steals per game in 29 games (1 start) his freshman year before transferring to the University of Florida for his sophomore season where he averaged 5.8 points, 4.5 rebounds and 0.8 blocks in 32 games (11 starts) with the Gators...won the inaugural 2023 NBA In-Season Tournament with the Los Angeles Lakers.



#21 Daniel Gafford

Center • 6-10 • 234 • 10/01/98 • Arkansas/USA • 4 Years Pro

	GP	GS	PPG	RPG	APG	SPG	BPG	MPG	FG%	3FG%	FT%	2023-24 HIGHS		CAREER HIGHS	
2023-24	74	66	11.0	7.6	1.6	0.88	2.07	24.5	.725	.000	.674	PTS	26 2 times (@ CHA, 4/9/24)	26 2 times (@ CHA, 4/9/24)	
Career	321	184	8.7	5.4	1.0	0.52	1.50	19.5	.711	.000	.668	FGM	12 at CHA 4/9/24	12 at CHA 4/9/24	
TIMES RECORDING															
POINTS	REB	AST	BLK	STL	DBL-DBL	TPL-DBL									
10+	20+	30+	10+	10+	3+	3+									
2023-24	48	4	--	17	--	23	3	15							
Career	137	10	--	40	--	61	4	35							
RECENT GAMES															
OPPONENT	W/L	MIN	FG-A	3P-A	FT-A	OR	DR	TR	A	PF	ST	TO	BS	PTS	
4/14 at OKC	L	Inactive - Injury													
4/12 vs. DET	L	11:57	3-4	0-0	0-0	0	2	2	1	2	0	3	1	6	
4/10 at MIA	W	25:43	6-6	0-0	0-0	0	5	5	3	0	1	0	3	12	
4/9 at CHA	W	24:45	12-12	0-0	2-4	2	5	7	1	1	1	0	2	26	
4/7 vs. HOU	W	16:19	3-3	0-0	0-1	0	1	1	0	5	0	2	1	6	
Injury List															
Missed 2 games due to Left Ankle; Left Ankle Sprain (10/30 through 11/1/23); Missed 1 game due to Right Hip (12/11); Missed 2 games due to Concussion (1/18 through 1/20/24); Missed 1 game due to Right Elbow; Soreness (4/14)															

**2023-24 SEASON:** Appeared in 29 games this season for the Mavericks, averaging 11.2 points, 6.9 rebounds, 1.6 assists, 0.7 steals and 1.9 blocks per game...with 19 points in his debut with Dallas, Gafford recorded the second-most points scored in a debut game while coming off the bench in franchise history...recorded 16 points, 17 rebounds, two assists, two steals and five blocks vs. WAS (2/12/24), his third career 15-15...his 14 rebounds in the first half vs. WAS (2/14/24) is the most rebounds in a half since 2018 (DeAndre Jordan, 14 vs. LAC, 12/2/18)...recorded five blocks and two steals vs. WAS (2/12/24), the first time in five years a Maverick has done so...notched his second career double-double with at least 15 points and 10 rebounds on perfect shooting from the field (3/5/24)...set a franchise record for most consecutive field goals made with 18 straight makes from the field, after going 7-of-7 at DET (3/9/24)...extended that franchise record for most consecutive field games made after going 9-of-9 at CHI (3/11/24) with 28, the longest streak in the play-by-play era (since 1996-97)...ended the streak with 33 consecutive made after missing his first shot at OKC (3/14/24)...recorded a Mavericks-high in points with 24 vs. UTA (3/21/24), going 10-of-11 from the field...recorded the second-ever instance of at least 10 points, 10 rebounds, five assists, two steals and five blocks in Mavericks history (Dirk Nowitzki, 11/3/09) after notching 13 points, 11 rebounds, five assists, two steals and five blocks at UTA (3/25/24)...went 12-of-12 at CHA (4/9/24) to set the franchise record for most field goals made in a game without a miss...became the first player in the play-by-play era with multiple streaks with at least 20 consecutive field goal makes after recording his 22nd consecutive FGM at MIA (4/10/23)...led the league in field goal percentage with .725 FG%.

**NOTES:** Acquired by DAL from WAS as part of a three-team deal that sent C Richaun Holmes and a 2024 first-round pick from Oklahoma City to Washington, and a 2028 first-round pick swap from Dallas to Oklahoma City (2/8/24)...selected by Chicago with the 38th overall pick in the 2019 NBA Draft, becoming one of two players from Arkansas to be drafted to the NBA since 10 years prior (2015, Bobby Portis)...played two seasons at Arkansas (2017-19), earning First-Team All-SEC team and 2019 SEC All-Defensive Team...during the 2021 NBA playoffs, Daniel Gafford broke the all-time record for field goal percentage (minimum 15 shot attempts) with an 84.6 FG% against Philadelphia. Gafford shot 22-for-26 on field goals, topping 11 points in four of the five games...recorded the fourth-highest field goal percentage in NBA history (min. 300 FGA) (.732 field goal percentage in 2022-23).

#8 Josh Green

Guard/Forward • 6-6 • 210 • 11/16/00 • Arizona/Australia • 3 Years Pro

	GP	GS	PPG	RPG	APG	SPG	BPG	MPG	FG%	3FG%	FT%	2023-24 HIGHS		CAREER HIGHS	
2023-24	57	33	8.2	3.2	2.3	0.82	0.16	26.4	.479	.385	.684	PTS	21 at ATL 1/26/24	29 at UTA 2/6/23	
Career	223	62	6.4	2.7	1.5	0.67	0.14	20.3	.503	.375	.689	FGM	8 3 times (@ MIN, 1/31/24)	10 2 times (vs. MEM, 3/13/23)	
TIMES RECORDING															
POINTS	REB	AST	BLK	STL	DBL-DBL	TPL-DBL									
10+	20+	30+	10+	10+	3+	3+									
2023-24	22	3	--	--	--	3	--	--							
Career	52	9	--	2	1	--	9	2							
RECENT GAMES															
OPPONENT	W/L	MIN	FG-A	3P-A	FT-A	OR	DR	TR	A	PF	ST	TO	BS	PTS	
4/14 at OKC	L	31:17	1-8	0-4	2-2	1	2	3	3	0	0	1	0	4	
4/12 vs. DET	L	23:16	2-6	0-3	0-0	0	3	3	0	0	1	2	0	4	
4/10 at MIA	W	13:45	1-5	1-3	0-0	1	3	4	2	2	1	0	0	3	
4/9 at CHA	W	Inactive - Injury													
4/7 vs. HOU	W	Inactive - Injury													
Injury List															
Missed 13 games due to Right Elbow; Sprain (12/2 through 12/27/23); Missed 1 game due to Illness (1/17); Missed 12 games due to Right Ankle; Sprain (3/17 through 4/9/24)															

**2023-24 SEASON:** Scored 11 points (3-5 FG, 2-2 3FG, 3-4 FT) against the Spurs (10/25/23) in the season opener, the most points he has scored to open a season...recorded 12 points against the Grizzlies (10/30/23), marking the first time in his career he has scored double-digit points in the first two of the first three games of a season...converted three 3-pointers against the Nuggets (11/3/23), tying for second-most in a game in his career (career-high, 6)...recorded at least one 3-pointer in eight consecutive games after hitting a three at NOP (11/12/23), tying the longest streak of games in his career with a made three (8 games, 1/18/23-2/2/23)...notched 18 points at GSW (12/30/23)...recorded 14 points, five rebounds and five assists vs. POR (1/5/24), the second 10-5-5 game of his career...tied his second-highest points this season vs. NYK (1/11/24) with 18 points...recorded a season-high 21 points at ATL (1/26/24)...recorded 20 points vs. MIL (2/3/24) and 20 points at PHI (2/5/24), marking the second time in his career he has recorded at least 20 points in back-to-back games (3-game streak, 3/11/23-3/15/23).

**NOTES:** Selected by DAL in the first round (18th overall pick) of the 2020 NBA Draft...dished out 10 assists at POR (12/27/21), becoming the third-youngest player in franchise history (21 years, 41 days) to hand out 10+ assists (Luka Dončić, 19 years, 293 days; Dennis Smith Jr., 19 years, 327 days)...competed with the Australian national team at the 2020 Olympic Games in Tokyo, winning a bronze medal (the country's first-ever Olympic medal in men's basketball) and the 2023 FIBA World Cup...in lone season at Arizona, averaged 12.0 points, 4.6 rebounds, 2.6 assists and 1.5 steals in 30 games (all starts) while shooting 36.1% (30-83 3FG) from 3-point range...recorded a team-high 46 steals, the sixth-most by an Arizona freshman ever...ranked sixth in the PAC-12 in steals per game...born in Sydney to Australian mother Cahla and American-born father Delmas...both parents played professional basketball in Australia...brother, Jay Green, plays basketball at Northern Arizona...played Australian rules football, basketball, rugby, soccer and swimming growing up.



#10 Tim Hardaway Jr. Guard • 6-5 • 205 • 03/16/92 • Michigan/USA • 10 Years Pro

												2023-24 HIGHS				CAREER HIGHS			
2023-24	GP	GS	PPG	RPG	APG	SPG	BPG	MPG	FG%	3FG%	FT%	PTS	41 vs. NOP 1/15/24	42 at DET 4/29/21					
Career	79	12	14.4	3.2	1.8	0.53	0.08	26.8	.402	.353	.852	FGM	11 4 times (vs. ORL, 1/29/24)	14 2 times (vs. MIN, 3/23/18)					
												FGA	23 vs. NOP 1/15/24	27 vs. TOR 11/22/17					
												3FGM	9 vs. NOP 1/15/24	10 at MIA 5/4/21					
												3FGA	15 2 times (vs. NOP, 1/15/24)	18 at MIA 5/4/21					
												FTM	10 vs. NOP 1/15/24	16 at ATL 11/7/18					
												FTA	11 vs. ORL 1/29/24	20 at ATL 11/7/18					
												OREB	2 3 times (@ LAL, 1/17/24)	4 vs. LAC 1/22/23					
												DREB	9 at NOP 11/12/23	10 3 times (@ PHX, 8/2/20)					
												TREB	9 2 times (@ OKC, 3/14/24)	11 at ORL 11/8/17					
												ASTS	6 at SAC 3/26/24	8 4 times (vs. MIL, 12/1/18)					
												STLS	3 2 times (@ UTA, 3/25/24)	3 26 times (@ UTA, 3/25/24)					
												BLKS	1 6 times (@ SAC, 3/26/24)	2 8 times (@ MEM, 3/11/23)					
												MINs	41 vs. NOP 1/15/24	58 vs. NYK 1/29/17					

TIMES RECORDING											
POINTS	REB	AST	BLK	STL	DBL-DBL	TPL-DBL					
10+	20+	30+	10+	10+	3+	3+					
2023-24	55	17	6	--	--	--					
Career	498	177	29	5	--	--					

RECENT GAMES														
OPPONENT	W/L	MIN	FG-A	3P-A	FT-A	OR	DR	TR	A	PF	ST	TO	BS	PTS
4/14 at OKC	L	19:40	1-9	1-6	0-0	0	1	1	3	2	2	0	0	3
4/12 vs. DET	L	15:42	3-6	1-3	1-2	0	2	2	0	0	0	1	0	8
4/10 at MIA	W	18:21	2-8	1-6	0-0	1	1	2	1	0	0	1	0	5
4/9 at CHA	W	22:37	6-10	3-7	0-0	0	4	4	1	0	1	1	0	15
4/7 vs. HOU	W	17:36	2-6	1-4	0-0	0	1	1	0	2	0	0	0	5

Injury List — Missed 3 games due to Back; Spasms (12/1 through 12/23; 12/11)

**2023-24 SEASON:** Recorded 17 points (5-14 FG, 3-103FG, 4-4 FT), six rebounds and four assists in the season opener against the Spurs (10/25/23), the third-most points he has scored in a season opener (31 points, 2018-19; 21, 2016-17)...notched at least 17 points in the first three game of the season, only the second time in his career (2018-19) he has done so...converted three 3-pointers against the Grizzlies (10/30/23), surpassing Jason Kidd for fifth on the Mavericks All-Time list for 3-pointers made with 778...converted at least four 3-pointers in three consecutive games (11/5/23-11/8/23), the second time in his career he has done so...recorded three 3-pointers at NOP (11/12/23), totaling 1,500 made 3-pointers in his career...notched 31 points (11-20 FG, 7-11 3FG, 2-5 FT) at WAS (11/15/23), which is his third-most points scored in a game coming off the bench...recorded 22 points in the first half at WAS (11/15/23), his most points scored in the first half coming off the bench...recorded 32 points vs. LAL (12/12/23), his second-most points scored in a game off the bench...tied his second-most points off the bench with 32 points at MIN (12/28/23)...recorded 32 points vs. NYK (1/11/24)...set a new season-high with 41 points vs. NOP (1/15/24), one point shy of his career-high and tied for his second-most 3-pointers in a game with nine...recorded 36 points vs. ORL (1/31/24), the second-highest scoring game of the season, and recording such on 11-17 shooting percentage marked his second-most efficient 35-point performance...went 3-of-6 from deep at HOU (3/31/24), notching his 200th 3-pointer of the season for the fourth season in the past five years with at least 200 3-pointers.

**NOTES:** Signed by DAL (8/9/21)...acquired by DAL with Kristaps Porzingis, Courtney Lee and Trey Burke from NYK in exchange for Dennis Smith Jr., DeAndre Jordan, Wesley Matthews and two future first-round picks (1/31/19)...knocked down a career-high 10 3-pointers (10-18 3FG) at MIA (5/4/21), tying the Mavericks franchise record...scored a career-high 42 points at DET (4/29/21)...hit 120+ 3-pointers in eight of his 10 NBA seasons, including a career-high 212 triples (212-550 3FG) in 2022-23...NBA All-Rookie First Team (2014)...was selected 24th overall by NYK in 2013 after his junior season at Michigan...helped the Wolverines reach the NCAA title game in 2013...First Team All-Big Ten (2013)...Third Team All-Big Ten (2012)...Big Ten All-Freshman Team (2011)...son of Hall of Famer Tim Hardaway Sr., who played for DAL in 2001-02 (they became the first father/son combo to play for the Mavericks)...full name is Timothy Duane Hardaway Jr.

#1 Jaden Hardy Guard • 6-4 • 198 • 07/05/02 • NBA G League Ignite/USA • 1 Year Pro

												2023-24 HIGHS				CAREER HIGHS			
2023-24	GP	GS	PPG	RPG	APG	SPG	BPG	MPG	FG%	3FG%	FT%	PTS	25 vs. DET 4/12/24	29 at UTA 2/6/23					
Career	73	7	7.3	1.8	1.5	0.30	0.05	13.6	.407	.362	.776	FGM	9 vs. DET 4/12/24	11 vs. SAS 4/9/23					
												FGA	19 vs. DET 4/12/24	25 vs. MEM 3/13/23					
												3FGM	5 3 times (@ UTA, 1/1/24)	6 vs. GSW 3/22/23					
												3FGA	12 at HOU 12/22/23	15 vs. MEM 3/13/23					
												FTM	7 vs. CHA 11/5/23	9 2 times (@ SAS, 3/15/23)					
												FTA	8 vs. CHA 11/5/23	10 at SAS 3/15/23					
												OREB	2 5 times (vs. SAC, 1/27/24)	2 8 times (vs. SAC, 1/27/24)					
												DREB	7 vs. POR 1/5/24	7 2 times (vs. POR, 1/5/24)					
												TREB	9 vs. POR 1/5/24	9 vs. POR 1/5/24					
												ASTS	9 vs. POR 1/5/24	9 vs. POR 1/5/24					
												STLS	3 vs. SAS 12/23/23	3 2 times (vs. SAS, 12/23/23)					
												BLKS	1 4 times (vs. SAS, 2/14/24)	1 11 times (vs. SAS, 2/14/24)					
												MINs	34 at MEM 12/11/23	41 vs. MEM 3/13/23					

TIMES RECORDING											
POINTS	REB	AST	BLK	STL	DBL-DBL	TPL-DBL					
10+	20+	30+	10+	10+	3+	3+					
2023-24	18	2	--	--	--	--					
Career	34	11	--	--	--	--					

RECENT GAMES														
OPPONENT	W/L	MIN	FG-A	3P-A	FT-A	OR	DR	TR	A	PF	ST	TO	BS	PTS
4/14 at OKC	L	28:51	4-14	1-4	0-0	0	4	4	3	5	2	4	0	9
4/12 vs. DET	L	28:31	9-19	2-6	5-6	1	6	7	2	1	1	4	0	25
4/10 at MIA	W	1:57	0-1	0-0	0-0	0	1	1	1	1	0	1	0	0
4/9 at CHA	W	13:15	1-1	0-0	1-2	1	1	2	2	1	1	2	0	3
4/7 vs. HOU	W	6:29	0-0	0-0	4-4	1	0	1	0	0	0	0	0	4

DNP - Coach's Decision — 8 on the season.

**2023-24 SEASON:** Recorded 14 points against the Charlotte Hornets (11/5/23), his 10th-most points scored in a game coming off the bench...notched 11 points (5-8 FG, 1-2 3FG, 0-1 FT) to tie for his 12th-most points scored in a game coming off the bench...recorded 19 points at MEM (12/11/23)...tied a season-high 19 points vs. POR (1/5/24) as well as setting a new career-high in rebounds and assists with nine in both categories...notched a then-season-high 20 points vs. ORL (1/31/24) and doing so on 8-of-9 shooting...recorded 13 points vs. SAS (2/14/24), his 16th double-figure scoring game this season, tying for his most in a season in his career...recorded a season-high 25 points off the bench vs. DET (4/12/24).

**NOTES:** Selected by Sacramento in the second round (37th overall pick) of the 2022 NBA Draft...draft rights traded to Dallas for a 2024 second-round pick and a 2028 second-round pick...spent one season with the NBA G League Ignite, where he recorded two 30-point games and 13 20-point games while leading the Ignite in scoring in 12 games...named ESPN's top guard and the No. 2 player overall in the class of 2021...was unable to complete his senior season of basketball due to the COVID-19 pandemic, but was still named a 2021 McDonald's High School All-American and selected to the 2021 USA Nike Hoop Summit Team...averaged 30.4 points, 9.1 rebounds and 8.4 assists as a junior at Coronado High School in Henderson, Nevada.



#11 | Kyrie Irving

Guard • 6-2 • 191 • 03/23/92 • Duke/USA • 12 Years Pro

	GP	GS	PPG	RPG	APG	SPG	BPG	MPG	FG%	3FG%	FT%
2023-24	58	58	25.6	5.0	5.2	1.28	0.48	35.0	.497	.411	.905
Career	729	729	23.6	4.0	5.7	1.31	0.43	34.4	.474	.393	.886

TIMES RECORDING	POINTS	REB	AST	BLK	STL	DBL-DBL	TPL-DBL
	10+	20+	30+	10+	10+	3+	3+
2023-24	58	46	13	--	5	1	7
Career	690	500	162	13	65	11	106

RECENT GAMES

OPPONENT	W/L	MIN	FG-A	3P-A	FT-A	OR	DR	TR	A	PF	ST	TO	BS	PTS
4/14 at OKC	L													
4/12 vs. DET	L													
4/10 at MIA	W	37:04	10-15	5-8	0-0	0	3	3	4	2	2	1	0	25
4/9 at CHA	W	37:18	6-15	2-8	4-5	2	6	8	9	3	2	2	3	18
4/7 vs. HOU	W	44:43	15-25	3-8	15-17	0	7	7	2	1	1	2	0	48

**Injury List** — Missed 3 games due to Left Foot; Sprain (10/30 through 11/1/23; 11/15); Missed 1 game due to Right Foot; Soreness (12/2); Missed 12 games due to Right Heel; Contusion (12/11 through 12/30/23); Missed 7 games due to Right Thumb; Sprain (1/24 through 2/3/24; 2/6); Missed 2 games due to Left Hamstring; Soreness (4/12 through 4/14/24)

**2023-24:** Notched 10 assists against the Charlotte Hornets (11/5/23), tying his career-high assists in a game as a Maverick...recorded 10 assists against the Orlando Magic (11/6/23), just the ninth time in his career that he has had back-to-back double-digit assist games and ties for his second-longest streak of double-digit assists...recorded 18 points (6-14 FG, 2-6 3FG, 4-4 FT) and 10 assists against the Hornets (11/5/23) and 21 points (8-20 FG, 2-6 3FG, 3-5 FT) and 10 assists against the Magic (11/6/23), which is just the 11<sup>th</sup> time in his career he has recorded back-to-back double-doubles...converted four free throws against the Nets (10/27/23) to eclipse 2,600 made free throws in his career...recorded a season-high 35 points at NOP (11/12/23), including seven 3-pointers, tied for ninth-most 3-pointers in a game in his career...notched 33 points in the second half at MIL (11/18/23), his third-highest scoring half of his career...garnered a season-high nine rebounds at UTA (1/1/24)...followed up with a season-high-tying nine rebounds vs. POR (1/3/24) (1/5/24) to record three consecutive games with nine rebounds, the first time in his career doing so...notched eight rebounds vs. MEM (1/9/24) for his fifth consecutive game with eight-or-more rebounds...recorded 44 points (12-26 FG, 6-10 3FG, 8-9 FT), four rebounds and 10 assists vs. NYK (1/11/24), his then-career-high points in a game as a Maverick...became the second player in Mavericks history to record at least 40 points and 10 assists in a game (Luka Dončić) (44-10, vs. NYK, 1/11/24), his second career 40-point double-double with points and assists...recorded his second career game-winning buzzer beaters vs. DEN (3/17/24), the first in franchise history against a defending champion in at least the last 25 years...recorded his fourth dunk of the season vs. UTA (3/21/24), tying for his most in a season since 2014-15...eclipsed 17,000 career points after recording 30 points at SAC (3/29/24)...recorded a Mavericks-high 48 points vs. HOU (4/7/24), making him the sixth player in franchise history to have at least 48 points in a game (Dirk Nowitzki, Jamal Mashburn, Jim Jackson, Luka Dončić and Mark Aguirre).

**NOTES:** Acquired by DAL with Markieff Morris from BKN in exchange for Spencer Dinwiddie, Dorian Finney-Smith, a 2029 first-round pick and two second-round picks (2/6/23)...member of the Cavaliers' 2016 NBA championship team...eight-time All-Star (2013-15; 2017-19; 2021, 2023); started alongside Dončić for Team LeBron at the 2023 NBA All-Star Game in Salt Lake City (it was the first time in team history that DAL had 2 All-Star starters) and posted a franchise-record 32 points, surpassing the 29 points Rolando Blackman scored in the 1987 NBA All-Star Game...All-NBA Second Team (2019)...two-time All-NBA Third Team (2015, 2021)...won a gold medal competing for Team USA at the 2016 Olympic Games in Rio and the 2014 World Cup in Spain...named 2014 USA Basketball Male Athlete of the Year and 2014 FIBA World Cup MVP...NBA All-Star Game MVP (2014)...member of 50-40-90 club (2021)...NBA Rookie of the Year (2012)...NBA Three-Point Contest champion (2013)...selected by CLE with the first overall pick in the 2011 NBA Draft...played lone collegiate season at Duke in 2010-11, where he was limited to 11 games due to a right toe injury...returned for the NCAA Tournament and helped the Blue Devils advance to the Sweet Sixteen before declaring for the NBA Draft following the season...born in Melbourne, Australia, and holds dual American and Australian citizenship...father, Drederick Irving, played college basketball at Boston University alongside Shawn Teague (father of Jeff and Marquis Teague) and under coach Rick Pitino, before going on to play professionally in Australia for the Bulleen Boomers in the SEABL...full name is Kyrie Andrew Irving.

#55 | Derrick Jones Jr.

Forward • 6-6 • 210 • 02/15/97 • UNLV/USA • 7 Years Pro

	GP	GS	PPG	RPG	APG	SPG	BPG	MPG	FG%	3FG%	FT%
2023-24	76	66	8.6	3.3	1.0	0.70	0.67	23.5	.483	.343	.713
Career	420	163	6.7	3.3	0.7	0.63	0.67	19.6	.502	.316	.706

TIMES RECORDING	POINTS	REB	AST	BLK	STL	DBL-DBL	TPL-DBL
	10+	20+	30+	10+	10+	3+	3+
2023-24	28	6	--	2	--	5	4
Career	101	8	--	6	--	21	17

RECENT GAMES

OPPONENT	W/L	MIN	FG-A	3P-A	FT-A	OR	DR	TR	A	PF	ST	TO	BS	PTS
4/14 at OKC	L													
4/12 vs. DET	L	13:56	1-2	0-0	1-2	0	1	1	3	1	0	2	0	3
4/10 at MIA	W	25:46	5-12	1-5	1-2	2	0	2	0	3	2	0	2	12
4/9 at CHA	W	24:27	4-8	1-5	0-0	2	1	3	3	2	0	0	1	9
4/7 vs. HOU	W	25:33	3-4	2-3	2-2	0	2	2	0	5	1	1	0	10

**Injury List** — Missed 1 game due to Left Quad; Contusion (12/12); Missed 1 game due to Right Calf; Contusion (1/15); Missed 3 games due to Left Wrist; Sprain (1/27 through 1/31/24); Missed 1 game due to Left Shoulder; Sprain (4/14)

**2023-24:** Recorded 22 points (7-10 FG, 4-6 3FG, 4-6 FT) against the Memphis Grizzlies (10/30/23), the fourth-most points scored in a game in his career... his four threes against Memphis (10/30/23) ties for his second-most threes in a game...scored 17 points against the Bulls (11/1/23), the second time in his career he has scored at least 17 points in back-to-back games in his career...recorded 11 points and 10 rebounds against the Los Angeles Clippers (11/10/23), his first career double-double...recorded his fourth-career 20-point game at WAS (11/15/23), marking the second time in his career he has recorded two 20-point games in a season...recorded 24 points (8-15 FG, 6-12 3FG, 2-2 FT), his second-most points in a game in Jones Jr.'s career...notched 15 points in three consecutive games for the first time in his career (15, vs. HOU, 11/28/23; 16, vs. MEM, 12/1/23; 24, vs. OKC, 12/2/23)...notched his third 20-point game in a season vs. OKC (12/2/23), the most 20-point games in a season in his career (three)...recorded a career-high six threes vs. OKC (12/2/23)...recorded back-to-back games with four-or-more 3-pointers for the first time in his career (4 vs. MEM, 12/1/23; 6 vs. OKC, 12/2/23)...recorded 12 points vs. UTA (12/6/23), the first time in his career he has recorded four-straight games of double-digit scoring...recorded 19 points (6-11 FG, 2-4 3FG, 5-5 FT) vs. LAC (12/20/23), his ninth 15-point game this season, surpassing his previous most 15-point games in a season (8, 2019-20)...recorded his second career double-double vs. MIN (1/7/24)...tied a season-high points with 24 (8-10 FG, 3-5 3FG, 5-5 FT) vs. NOP (1/13/24).

**NOTES:** Signed as a free agent by DAL (8/18/23)...Holds career averages of 6.3 points, 3.2 rebounds and 18.7 minutes in 344 career NBA games (97 starts) over seven seasons with Phoenix, Miami, Portland and Chicago...Has shot 50.8% (800-1,576 FG) from the field and 70.5% (391-555 FT) from the free throw line in his career...Appeared in 15 playoff games with Miami in 2020 during the Heat's postseason run to the NBA Finals...Won 2020 AT&T Slam Dunk contest at NBA All-Star Weekend...Signed as an undrafted free agent in 2016 after one season at UNLV.

	2023-24 HIGHS	CAREER HIGHS
PTS	48 vs. HOU 4/7/24	60 at ORL 3/15/22
FGM	16 at MIL 11/18/23	20 2 times (@ ORL, 3/15/22)
FGA	29 at MIL 11/18/23	36 vs. POR 1/28/15
3FGM	7 at NOP 11/12/23	11 vs. POR 1/28/15
3FGA	14 vs. NOP 1/13/24	19 vs. POR 1/28/15
FTM	15 vs. HOU 4/7/24	17 vs. IND 2/10/21
FTA	17 vs. HOU 4/7/24	17 2 times (vs. HOU, 4/7/24)
OREB	5 vs. MIN 1/7/24	5 2 times (vs. MIN, 1/7/24)
DREB	9 vs. POR 1/5/24	10 3 times (@ DET, 11/2/19)
TREB	9 4 times (vs. SAS, 2/14/24)	11 8 times (vs. LAL, 2/26/23)
ASTS	12 at OKC 3/14/24	18 vs. TOR 1/16/19
STLS	4 2 times (vs. MEM, 1/9/24)	8 vs. MIA 1/21/19
BLKS	3 at CHA 4/9/24	4 3 times (vs. CHA, 12/7/22)
MINs	45 vs. HOU 4/7/24	48 at CLE 1/20/21



#42 Maxi Kleber Forward/Center • 6-10 • 240 • 01/29/92 • Bayern Munich/Germany • 6 Years Pro

	GP	GS	PPG	RPG	APG	SPG	BPG	MPG	FG%	3FG%	FT%	2023-24 HIGHS		CAREER HIGHS	
2023-24	43	7	4.4	3.3	1.6	0.40	0.70	20.3	.432	.348	.702	PTS	21 vs. MIL 2/3/24	26 at ORL 2/21/20	
Career	406	147	6.7	4.5	1.1	0.42	0.89	22.6	.446	.357	.777	FGM	8 vs. MIL 2/3/24	10 at ORL 2/21/20	
TIMES RECORDING															
	POINTS			REB	AST	BLK	STL								
	10+	20+	30+	10+	10+	3+	3+	DBL-DBL	TPL-DBL						
2023-24	4	1	--	1	--	2	1	1	--						
Career	101	5	--	18	--	34	6	9	--						
RECENT GAMES															
OPPONENT	W/L	MIN	FG-A	3P-A	FT-A	OR	DR	TR	A	PF	ST	TO	BS	PTS	
4/14 at OKC	L	Inactive - Injury													
4/12 vs. DET	L	11:12	2-2	2-2	0-0	0	3	3	2	0	0	1	2	6	
4/10 at MIA	W	20:20	1-1	0-0	2-2	1	1	2	1	0	0	0	2	4	
4/9 at CHA	W	19:23	4-5	2-3	0-0	4	2	6	1	2	0	1	0	10	
4/7 vs. HOU	W	30:23	1-3	1-3	6-8	0	4	4	3	4	2	1	1	9	

**Injury List** — Missed 36 games due to Right Small Toe; Dislocation (11/3 through 11/6/23; 11/10/23 through 1/11/24; 1/26; 2/6); Missed 2 games due to Right Small Toe; Dislocation; Nasal Fracture (2/14; 2/28); Missed 1 game due to Right Knee; Soreness (3/25); Missed 1 game due to Back; Spasms (4/5); Missed 1 game due to Low Back; Spasms (4/14)

**2023-24 SEASON:** Converted two 3-pointers in the season opener against the Spurs (10/25/23), just the third time in his career he has hit multiple threes in the season opener...recorded a season-high 12 rebounds vs. OKC (2/10/24) alongside 12 points for his ninth career double-double.

**NOTES:** Signed to a contract extension by DAL (9/8/22)...led the NBA in games played in 2019-20 (74)...before signing with the Mavericks, spent the previous eight seasons playing professionally in Germany and Spain...in 37 Basketball Bundesliga (BBL) games for Germany's Bayern Munich in 2016-17, averaged 8.9 points, 5.3 rebounds and 1.2 blocks en route to being named a BBL All-Star, All-BBL Second Team and BBL Most Effective Player...All-EuroCup Second Team (2017)...two-time BBL All-Star (2014, 2017)...not drafted by an NBA franchise...hails from Würzburg, Germany, the same hometown as Mavericks great Dirk Nowitzki...has played for the German national team in international competition...full name is Maximilian Kleber...last name pronounced CLEE-bah.

#9 AJ Lawson Guard • 6-6 • 185 • 07/15/00 • South Carolina/Canada • 1 Year Pro

	GP	GS	PPG	RPG	APG	SPG	BPG	MPG	FG%	3FG%	FT%	2023-24 HIGHS		CAREER HIGHS	
2023-24	42	0	3.2	1.2	0.5	0.24	0.07	7.4	.446	.260	.652	PTS	17 vs. SAS 12/23/23	17 vs. SAS 12/23/23	
Career	57	0	3.4	1.2	0.4	0.21	0.05	7.4	.461	.307	.548	FGM	7 vs. SAS 12/23/23	7 vs. SAS 12/23/23	
TIMES RECORDING															
	POINTS			REB	AST	BLK	STL								
	10+	20+	30+	10+	10+	3+	3+	DBL-DBL	TPL-DBL						
2023-24	4	--	--	--	--	--	1	--	--						
Career	7	--	--	--	--	--	1	--	--						
RECENT GAMES															
OPPONENT	W/L	MIN	FG-A	3P-A	FT-A	OR	DR	TR	A	PF	ST	TO	BS	PTS	
4/14 at OKC	L	23:32	5-13	0-5	2-2	1	4	5	2	1	0	1	0	12	
4/12 vs. DET	L	21:49	1-6	0-2	0-0	1	5	6	2	0	0	2	0	2	
4/10 at MIA	W	1:57	0-0	0-0	0-0	0	2	2	1	0	0	0	0	0	
4/9 at CHA	W	3:52	1-2	0-0	0-0	0	0	0	0	1	0	1	0	2	
4/7 vs. HOU	W	DNP - Coach's Decision													

**Inactive - G League Two-Way** — 22 on the season.; **DNP - Coach's Decision** — 16 on the season.

**2023-24 SEASON:** Made his season debut vs. MEM (12/1/23)...tied a then-career-high 12 points vs. OKC (12/2/23)...recorded a career-high 17 points (7-10 FG, 3-4 3FG), a career-high seven-rebounds, three assists and two steals vs. SAS (12/23/23).

**NOTES:** Signed to a Multi-Year contract by DAL (3/3/24)... joined the Mavericks after being signed to a Two-Way contract by DAL (12/26/22) after beginning the 2022-23 season with the G League's College Park Skyhawks and Iowa Wolves, where he averaged 19.9 points (.527 FG%), 6.3 rebounds, 2.2 assists, 1.6 steals and 33.5 minutes in 13 total games (all starts)...started all 5 games for the Mavericks at the 2022 NBA Summer League in Las Vegas, averaging a team-high 15.6 points (.519 FG%, .500 3FG%, .846 FT%), 6.0 rebounds and 1.4 assists in 29.6 minutes...was a three-year player at the University of South Carolina, where he totaled 1,153 points, 325 rebounds, 167 assists and 101 steals in 81 games (80 starts) for the Gamecocks...earned SEC All-Freshman Team honors in 2018-19 (13.4 ppg, 4.3 rpg, 2.9 apg, 1.1 spg) and Second Team All-SEC accolades as a junior in 2020-21 (16.6 ppg, 4.1 rpg, 1.2 apg, 1.5 spg)...is a Toronto native and has teamed with Mavericks center Dwight Powell on the Canadian national team...full name is Anthony Randolph "AJ" Lawson.



#2 Dereck Lively II

Center • 7-1 • 234 • 02/12/04 • Duke/USA • Rookie

	GP	GS	PPG	RPG	APG	SPG	BPG	MPG	FG%	3FG%	FT%
2023-24	55	42	8.8	6.9	1.1	0.65	1.40	23.5	.747	.000	.506
Career	55	42	8.8	6.9	1.1	0.65	1.40	23.5	.747	.000	.506

TIMES RECORDING	POINTS	REB	AST	BLK	STL	DBL-DBL	TPL-DBL
	10+	20+	30+	10+	10+	3+	3+
2023-24	22	4	--	13	--	6	1
Career	22	4	--	13	--	6	1

RECENT GAMES														
OPPONENT	W/L	MIN	FG-A	3P-A	FT-A	OR	DR	TR	A	PF	ST	TO	BS	PTS
4/14 at OKC	L													
4/12 vs. DET	L													
4/10 at MIA	W													
4/9 at CHA	W													
4/7 vs. HOU	W													

**Injury List** — Missed 1 game due to Illness; Non-COVID (11/8); Missed 1 game due to Low Back; Contusion (11/25); Missed 9 games due to Left Ankle; Sprain (12/18 through 12/23/23; 1/5 through 1/13/24); Missed 1 game due to Nose; Broken (1/31); Missed 6 games due to Nasal; Fracture (2/3 through 2/12/24); Missed 1 game due to Right Knee; Soreness (4/2); Missed 7 games due to Right Knee Sprain (4/4 through 4/14/24)

**Inactive - Personal** — 1 on the season.

	2023-24 HIGHS	CAREER HIGHS
PTS	22 at CHI 3/11/24	22 at CHI 3/11/24
FGM	11 at CHI 3/11/24	11 at CHI 3/11/24
FGA	12 at CHI 3/11/24	12 at CHI 3/11/24
3FGM	--	--
3FGA	1 2 times (@ NOP, 11/14/23)	1 2 times (@ NOP, 11/14/23)
FTM	4 2 times (vs. ORL, 1/29/24)	4 2 times (vs. ORL, 1/29/24)
FTA	9 2 times (vs. ORL, 1/29/24)	9 2 times (vs. ORL, 1/29/24)
OREB	7 2 times (vs. NOP, 1/15/24)	7 2 times (vs. NOP, 1/15/24)
DREB	13 at GSW 12/30/23	13 at GSW 12/30/23
TREB	16 2 times (@ MEM, 12/11/23)	16 2 times (@ MEM, 12/11/23)
ASTS	6 vs. CHI 11/1/23	6 vs. CHI 11/1/23
STLS	4 at IND 2/25/24	4 at IND 2/25/24
BLKS	7 vs. OKC 12/2/23	7 vs. OKC 12/2/23
MINS	41 vs. ORL 1/29/24	41 vs. ORL 1/29/24

**2023-24 SEASON:** Recorded 16 points and 10 rebounds in his NBA debut (at SAS, 10/25/23), the first time a Mavericks rookie recorded a double-double coming off the bench in their debut and the 16 points off the bench is a new franchise record for a rookie debut...recorded 14 rebounds vs. CHA (11/5/23), the most in a game by a Mavericks rookie since Dončić in 2018-19...notched a block in nine consecutive games (10/25/23-11/12/23), the longest streak by a Mavericks rookie to start a season...notched 17 points at WAS (11/15/23)...recorded a then-career-high 20 points vs. OKC (12/2/23)...became the first rookie in NBA history in the shot clock era to record 20-plus points and 15-plus rebounds while shooting 100-percent from the field (20 points, 16 rebounds, 9-9 FG vs. OKC, 12/2/23)...recorded a career-high 16 rebounds vs OKC (12/2/23)...became the fourth time in franchise history that a rookie recorded at least 20 points and 15 rebounds in a game vs. OKC (12/2/23)...recorded seven blocks vs. OKC (12/2/23), the second Mavericks rookie to do so (7, Bernard James, 2/22/2013)...recorded 16 points and 16 rebounds at MEM (12/11/23), becoming the third Mavericks rookie to record 15-15 multiple times in a season...tied a season-high 20 points at PHO (12/25/23), while adding 10 assists for his fifth career double-double...second rookie in NBA history to have multiple 20-point, 10-rebound games on .889 shooting or better (Buck Williams)...recorded 20 points (8-9 FG) and 11 rebounds vs. ORL (1/31/24), tying his season-high and posting his third 20-point double-double...his 20 points on 8-of-9 shooting vs ORL (1/31/24) made him the first Mavericks rookie in history to record at least 20 points on .889 field goal percentage twice...notched four blocks against SAS (1/14/24), his third game this season with four-or-more blocks...recorded a career-high 22 points off the bench at CHI (3/11/24), becoming one of five rookies in NBA history to have multiple games with 20-or-more points on .910-or-better shooting.

**NOTES:** Selected by Oklahoma City in the first round (12th overall pick) of the 2023 NBA Draft...draft rights traded to Dallas for Davis Bertans and the draft rights to 10th overall pick Cason Wallace (7/6/23)...spent one season at Duke...Son of Dereck Lively and Katherine Drysdale...his mother Katherine played basketball at Penn State from 1988-92 and now serves as PSU's Director of Marketing and Fan Experience...A five-star center out of Westtown School in West Chester, Pa...led Westtown to a 31-7 record and the Pennsylvania Independent Schools Athletic Association state championship in 2022...as a senior, averaged 14.0 points, 14.0 rebounds and 4.5 blocks per game...a McDonald's All-American and a First Team All-State honoree in 2022...rated as the No. 1 overall player in ESPN 100's rankings for the class of 2022...ranked No. 1 at his position (center) and No. 1 in the state of Pennsylvania by ESPN...named the Pennsylvania Gatorade Player of the Year in 2022...Also swam and played football in high school.

#88 Markieff Morris

Forward/Center • 6-9 • 245 • 09/02/89 • Kansas/USA • 12 Years Pro

	GP	GS	PPG	RPG	APG	SPG	BPG	MPG	FG%	3FG%	FT%
2023-24	26	1	2.5	1.5	0.6	0.19	0.12	8.3	.338	.357	.833
Career	776	379	10.3	4.9	1.5	0.76	0.49	23.6	.445	.343	.778

TIMES RECORDING	POINTS	REB	AST	BLK	STL	DBL-DBL	TPL-DBL
	10+	20+	30+	10+	10+	3+	3+
2023-24	1	--	--	--	--	--	--
Career	401	78	4	56	--	19	45

RECENT GAMES														
OPPONENT	W/L	MIN	FG-A	3P-A	FT-A	OR	DR	TR	A	PF	ST	TO	BS	PTS
4/14 at OKC	L	23:41	2-7	2-4	2-2	0	5	5	3	0	0	2	1	8
4/12 vs. DET	L	13:31	1-6	0-4	0-0	0	2	2	0	0	0	0	1	2
4/10 at MIA	W	1:57	0-0	0-0	0-0	0	0	0	0	0	0	0	0	0
4/9 at CHA	W	3:52	0-1	0-0	0-0	0	1	1	1	1	0	0	0	0
4/7 vs. HOU	W													

**Injury List** — Missed 1 game due to Illness; Non-COVID Illness (11/3); Missed 1 game due to Illness (1/5)

**DNP - Coach's Decision** — 52 on the season.

	2023-24 HIGHS	CAREER HIGHS
PTS	10 at POR 12/16/23	35 vs. CLE 1/13/15
FGM	4 at POR 12/16/23	15 vs. CLE 1/13/15
FGA	9 at POR 12/16/23	26 vs. OKC 2/26/15
3FGM	2 5 times (@ OKC, 4/14/24)	7 vs. CHI 12/21/19
3FGA	5 at POR 12/16/23	12 vs. CHI 12/21/19
FTM	2 2 times (@ OKC, 4/14/24)	11 at DEN 12/20/13
FTA	2 3 times (@ OKC, 4/14/24)	15 at DEN 12/20/13
OREB	2 vs. MEM 12/1/23	9 vs. BKN 3/24/13
DREB	5 2 times (@ OKC, 4/14/24)	16 at MEM 1/5/18
TREB	5 2 times (@ OKC, 4/14/24)	17 2 times (@ MEM, 1/5/18)
ASTS	4 at POR 12/16/23	8 2 times (vs. CHA, 2/23/18)
STLS	2 at MEM 12/11/23	5 3 times (vs. ATL, 3/13/15)
BLKS	1 3 times (@ OKC, 4/14/24)	6 vs. HOU 4/15/13
MINS	24 at OKC 4/14/24	44 vs. SAC 11/28/16

**2023-24 SEASON:** Recorded a season-high 10 points at POR (12/16/23).

**NOTES:** Acquired by DAL with Kyrie Irving from BKN in exchange for Spencer Dinwiddie, Dorian Finney-Smith, a 2029 first-round pick and two second-round picks (2/6/23)...member of the Lakers' 2020 NBA championship team that featured Mavericks center JaVale McGee and Mavericks assistant coach Jared Dudley as teammates and Mavericks Head Coach Jason Kidd as the lead assistant coach...has now played for eight teams in 14 seasons (PHX, WAS, OKC, DET, LAL, MIA, BKN, DAL) ...selected by PHX with the 13th overall pick in the 2013 NBA Draft (same draft class as Irving, who was selected first overall by CLE) ...played three seasons at Kansas (2008-11), earning Second Team All-Big 12 honors as a junior...has four brothers, including twin Marcus, who he was teammates with at Kansas, was drafted one pick after him (14th overall by HOU) in 2011, and also teamed with him on the Suns...first name is pronounced mar-KEEF.



#7 Dwight Powell

Center • 6-10 • 240 • 07/20/91 • Stanford/Canada • 9 Years Pro

	GP	GS	PPG	RPG	APG	SPG	BPG	MPG	FG%	3FG%	FT%	2023-24 HIGHS		CAREER HIGHS	
2023-24	63	9	3.3	3.4	1.3	0.41	0.32	13.3	.679	.333	.708	PTS	14 vs. SAS 12/23/23	26 2 times (@ HOU, 3/11/22)	
Career	650	251	7.1	4.4	1.0	0.61	0.44	18.5	.602	.293	.739	FGM	6 at MIN 12/28/23	11 2 times (vs. LAL, 4/24/21)	
TIMES RECORDING															
	POINTS				REB	AST	BLK	STL							
	10+	20+	30+		10+	10+	3+	3+				DBL-DBL	TPL-DBL		
2023-24	4	--	--		3	--	1	2				1	--		
Career	199	21	--		38	--	9	26				22	--		
RECENT GAMES															
OPPONENT	W/L	MIN	FG-A	3P-A	FT-A	OR	DR	TR	A	PF	ST	TO	BS	PTS	
4/14 at OKC	L	26:59	1-2	0-1	0-0	4	4	8	1	3	1	1	1	2	
4/12 vs. DET	L	21:00	2-3	0-0	0-0	5	5	10	4	3	0	1	0	4	
4/10 at MIA	W														DNP - Coach's Decision
4/9 at CHA	W														DNP - Coach's Decision
4/7 vs. HOU	W														DNP - Coach's Decision

**Injury List** — Missed 3 games due to Left Eye; Corneal Abrasion (1/24 through 1/27/24)  
**DNP - Coach's Decision** — 16 on the season.

**2023-24 SEASON:** Converted from behind the arc vs. BKN (10/27/23), his first 3-pointer made since 2021-22...tied a career-high with four blocks at MEM (10/30/23), the third time in his career he has had four blocks in a game (vs. SAC, 3/26/19; at CLE, 5/9/21)...recorded 10 rebounds off the bench at NOP (11/12/23), the 16th time he has recorded double-digit rebounds off the bench in his career.  
**NOTES:** Is the longest-tenured Maverick (9th season with DAL)...moved into a tie with Shawn Bradley for ninth place on the Mavericks' all-time games played list with his 582nd appearance with the franchise vs. CHI (4/7/23)...signed to a contract extension (7/6/19)...re-signed with Dallas (7/9/23)...finished as one of five players to appear in all 82 games in 2021-22 (Saddiq Bey, Kevon Looney, Mikal Bridges, Deni Avdija)...increased his scoring average in each of his first five NBA seasons (3.1 ppg in 2014-15, 5.8 ppg in 2015-16, 6.7 ppg in 2016-17, 8.5 ppg in 2017-18, 10.6 ppg in 2018-19)...led DAL in dunks in both 2016-17 (54) and 2017-18 (96), and ranked second on the team in slams in both 2015-16 (38) and 2018-19 (99)...honored as a recipient of the NBA Cares 2019-20 End-of-Season Community Assist Award...acquired by DAL from BOS with Rajon Rondo for Brandan Wright, Jae Crowder, Jameer Nelson, a 2015 first-round pick and a 2016 second-round pick (12/18/14)...played for the World Team in the 2016 Rising Stars Challenge at All-Star Weekend (Toronto)...has competed for the Canadian national team...drafted in the second round (45th overall pick) of the 2014 NBA Draft (originally selected by CHA, draft rights traded to CLE)...named All-Pac-12 First Team as a senior at Stanford...full name is Dwight Harlan Powell.

#18 Olivier-Maxence Prosper

Forward • 6-8 • 215 • 07/03/02 • Marquette/Canada • Rookie

	GP	GS	PPG	RPG	APG	SPG	BPG	MPG	FG%	3FG%	FT%	2023-24 HIGHS		CAREER HIGHS	
2023-24	40	1	3.0	2.0	0.6	0.18	0.10	8.4	.385	.289	.683	PTS	20 at HOU 12/22/23	20 at HOU 12/22/23	
Career	40	1	3.0	2.0	0.6	0.18	0.10	8.4	.385	.289	.683	FGM	6 2 times (vs. DET, 4/12/24)	6 2 times (vs. DET, 4/12/24)	
TIMES RECORDING															
	POINTS				REB	AST	BLK	STL							
	10+	20+	30+		10+	10+	3+	3+				DBL-DBL	TPL-DBL		
2023-24	4	1	--		--	--	--	--				--	--		
Career	4	1	--		--	--	--	--				--	--		
RECENT GAMES															
OPPONENT	W/L	MIN	FG-A	3P-A	FT-A	OR	DR	TR	A	PF	ST	TO	BS	PTS	
4/14 at OKC	L	37:18	5-14	2-6	3-5	3	5	8	1	2	0	2	0	15	
4/12 vs. DET	L	29:01	6-12	2-4	2-2	2	4	6	1	1	2	1	1	16	
4/10 at MIA	W	1:57	2-2	0-0	0-0	0	0	0	0	0	0	0	0	4	
4/9 at CHA	W	3:52	1-1	1-1	0-0	0	1	1	0	0	0	0	0	3	
4/7 vs. HOU	W														DNP - Coach's Decision

**DNP - Coach's Decision** — 21 on the season.; **Inactive - G League on Assignment** — 18 on the season.

**2023-24 SEASON:** Made his NBA debut against the Denver Nuggets (11/3/23)...scored his first NBA point against the Clippers (11/10/23)...recorded his first NBA field goal at NOP (11/12/23), notched six points at NOP (11/14/23), including his first career 3-pointer...recorded 11 points at MEM (12/11/23)...recorded a career high in points and rebounds at HOU (12/22/23) with 20 points (6-13 FG, 1-4 3FG, 7-9 FT) and six rebounds.

**NOTES:** Selected by Sacramento in the first round (24th overall pick) of the 2023 NBA Draft...draft rights traded to Dallas with Richaun Holmes for cash considerations (7/6/23)...Played two seasons at Marquette after starting his collegiate career at Clemson...Born in Montreal, Quebec and attended Lake Forest Academy (IL) before transferring to NBA Academy Latin America (Mexico City) to finish his high school career...Son of Gaetan and Guylaine Prosper who both played basketball at Concordia University in Montreal...Guylaine played for Team Canada in 1997...Sister, Cassandre, plays her college basketball at Notre Dame and is also a member of Team Canada...Name is pronounced oh-LIV-ee MAX-ahnce...goes by the nickname "O-Max."





#25 P.J. Washington Jr. Forward • 6-7 • 230 • 08/23/98 • Kentucky/USA • 4 Years Pro

												2023-24 HIGHS				CAREER HIGHS			
2023-24	GP	GS	PPG	RPG	APG	SPG	BPG	MPG	FG%	3FG%	FT%	PTS	43	vs. UTA 1/27/24	43	2 times (vs. UTA, 1/27/24)			
Career	333	264	12.9	5.6	1.9	0.99	0.81	30.4	.436	.320	.683	FGM	17	vs. UTA 1/27/24	17	vs. UTA 1/27/24			
												FGA	23	vs. MIA 11/14/23	24	at OKC 3/28/23			
												3FGM	7	vs. UTA 1/27/24	7	2 times (vs. UTA, 1/27/24)			
												3FGA	11	vs. MIA 11/14/23	11	5 times (vs. MIA, 11/14/23)			
												FTM	7	vs. DEN 12/23/23	12	vs. ATL 12/8/19			
												FTA	9	vs. DEN 12/23/23	13	vs. ATL 12/8/19			
												OREB	4	3 times (vs. MIA, 3/7/24)	6	vs. BKN 12/27/20			
												DREB	12	at SAC 3/26/24	12	2 times (@ SAC, 3/26/24)			
												TREB	13	2 times (vs. HOU, 4/7/24)	14	vs. MIA 2/17/22			
												ASTS	5	4 times (@ DET, 1/24/24)	7	3 times (@ BKN, 12/7/22)			
												STLS	5	vs. GSW 4/5/24	5	vs. GSW 4/5/24			
												BLKS	3	4 times (vs. GSW, 3/13/24)	6	vs. ATL 1/9/21			
												MIN	43	vs. HOU 4/7/24	49	vs. MIA 2/17/22			

**Injury List** — Missed 1 game due to Right Foot; Discomfort (11/22); Missed 2 games due to Left Shoulder; Bicep; Tendinitis (12/15 through 12/16/23); Missed 3 games due to Right Foot; Sprain (1/8 through 1/12/24); Missed 1 game due to Right Ankle; Sprain (4/14)

**2023-24 SEASON:** Appeared in 29 games this season for the Mavericks, averaging 11.7 points, 6.2 rebounds, 1.5 assists, 1.2 steals and 0.9 blocks per game...in his Mavericks debut, he scored 14 points (6-10 FG, 1-4 3FG, 1-2 FT) to go along with five rebounds, one assist and one steal...recorded a career-high with the Mavericks after a 23-point performance vs. TOR (2/28/24)...recorded his first double-double with the Mavs after a 14-point, 13-rebound effort at SAC (3/26/24)...recorded 20 points for the second time as a Maverick at GSW (4/2/24)...tied for his most 3-pointers in a game as a Maverick vs. ATL (4/4/24) after going 5-of-8...recorded back-to-back games with at least five 3-pointers for the second time in his career after going 5-of-9 from deep vs. GSW (4/5/24)...became the second player in Mavericks history to record at least 30 points, five steals and two blocks in the same game (Mark Aquirre, vs. DEN, 12/5/87)...recorded a Mavericks-high 32 points vs. GSW (4/5/24).

**NOTES:** Acquired by DAL from CHA in exchange for F Grant Williams, G Seth Curry and a top-two protected 2027 first-round pick (2/8/24)...selected by CHA with the 12th overall pick in the 2019 NBA Draft...played two seasons at Kentucky (2017-19), earning First-Team All-SEC team and was selected as a Third-Team All-American...was a five-star recruit (ranked No. 12 overall prospect) and played in the 2017 McDonald's All-American Game and the Jordan Brand Classic...in his NBA debut, Washington registered 27 points (9-17 FG, 7-11 3FG, 2-2 FT), four rebounds, one assist, one steal and one block in a 126-125 win...his seven-made three-pointers in his first game are the most in an NBA debut in NBA history.

#00 Brandon Williams Guard • 6-1 • 190 • 11/22/99 • Arizona/USA • 1 Year Pro

												2023-24 HIGHS				CAREER HIGHS			
2023-24	GP	GS	PPG	RPG	APG	SPG	BPG	MPG	FG%	3FG%	FT%	PTS	22	at OKC 4/14/24	27	at MIN 3/7/22			
Career	41	16	8.9	2.1	2.7	0.61	0.27	18.4	.372	.281	.647	FGM	8	at OKC 4/14/24	10	at BKN 3/18/22			
												FGA	21	at OKC 4/14/24	21	at OKC 4/14/24			
												3FGM	1	3 times (@ OKC, 4/14/24)	5	vs. OKC 3/28/22			
												3FGA	6	at OKC 4/14/24	9	at IND 3/20/22			
												FTM	5	at OKC 4/14/24	11	2 times (@ DET, 3/21/22)			
												FTA	6	at OKC 4/14/24	16	at MIN 3/7/22			
												OREB	1	4 times (@ OKC, 4/14/24)	3	at BKN 3/18/22			
												DREB	4	at OKC 4/14/24	6	2 times (@ UTA, 3/9/22)			
												TREB	5	at OKC 4/14/24	8	at MIN 3/7/22			
												ASTS	3	at OKC 4/14/24	12	vs. OKC 3/28/22			
												STLS	1	vs. POR 1/3/24	4	2 times (vs. OKC, 3/28/22)			
												BLKS	1	vs. POR 1/5/24	2	at NYK 3/16/22			
												MIN	30	at OKC 4/14/24	41	vs. OKC 3/28/22			

**Injury List** — Missed 3 games due to Left Wrist; Sprain (3/13 through 3/17/24)

**DNP - Coach's Decision** — 13 on the season.; **Inactive - G League Two-Way** — 17 on the season.

**2023-24 SEASON:** Appeared in 17 games, averaging 3.2 points, 0.8 rebounds, 1.0 assists, 0.1 steals and 0.1 blocks per game...made his season debut at UTA (1/3/24), recording four points, one rebound and one assist.

**NOTES:** Signed to a Two-Way contract by DAL (12/28/23)... joined the Mavericks after beginning the 2023-24 season with the G League's Osceola Magic, where he averaged 22.4 points (.479 FG%), 4.1 rebounds, 5.0 assists and 1.6 steals in 14 total games (13 starts)...played one season at Arizona and averaged 11.4 points (.377 FG%, .316 3FG%, .819 FT%), 2.8 rebounds, 3.4 assists, .8 steals and 28.2 minutes in 26 games (21 starts)...named Pac-12 All-Freshman Team Honorable Mention...was the No. 2 and No. 3 prospect in the 2018 California recruiting class, according to 247Sports and ESPN, respectively.



DATE	OPPONENT	OVERALL REC	W/L	MAVERICKS										OPPONENTS						POINT DIFF.		
				1ST	2ND	1ST HALF	3RD	4TH	2ND HALF	1ST OT	BIGGEST LEAD	TOTAL	1ST	2ND	1ST HALF	3RD	4TH	2ND HALF	1ST OT		BIGGEST LEAD	TOTAL
10/25	at San Antonio	1-0	W	36	28	64	32	30	62	--	7	126	43	25	68	23	28	51	--	12	119	7
10/27	Brooklyn	2-0	W	26	31	57	31	37	68	--	5	125	25	34	59	30	31	61	--	7	120	5
10/30	at Memphis	3-0	W	30	37	67	30	28	58	--	17	125	36	25	61	25	24	49	--	8	110	15
11/1	Chicago	4-0	W	26	23	49	32	33	65	--	10	114	23	27	50	33	22	55	--	6	105	9
11/3	at Denver	4-1	L	24	31	55	32	27	59	--	4	114	40	30	70	32	23	55	--	20	125	-11
11/5	Charlotte	5-1	W	26	24	50	33	41	74	--	7	124	31	31	62	22	34	56	--	15	118	6
11/6	at Orlando	6-1	W	27	26	53	33	31	64	--	15	117	33	33	66	17	19	36	--	15	102	15
11/8	Toronto	6-2	L	33	25	58	30	28	58	--	9	116	27	35	62	37	28	65	--	15	127	-11
11/10	LA Clippers	7-2	W	30	47	77	38	29	67	--	32	144	33	18	51	38	37	75	--	12	126	18
11/12	at New Orleans	8-2	W	34	33	67	42	27	69	--	29	136	27	27	54	31	39	70	--	3	124	12
11/14	at New Orleans	8-3	L	26	28	54	31	25	56	--	5	110	33	37	70	44	17	61	--	33	131	-21
11/15	at Washington	9-3	W	41	30	71	33	26	59	--	27	130	26	25	51	32	34	66	--	2	117	13
11/18	at Milwaukee	9-4	L	34	24	58	40	27	67	--	12	125	33	27	60	29	43	72	--	11	132	-7
11/19	Sacramento	9-5	L	36	29	65	31	17	48	--	2	113	35	35	70	37	22	59	--	21	129	-16
11/22	at LA Lakers	10-5	W	29	33	62	29	13	42	--	20	104	25	21	46	25	30	55	--	3	101	3
11/25	at LA Clippers	10-6	L	18	27	45	17	26	43	--	2	88	29	27	56	23	28	51	--	24	107	-19
11/28	Houston	11-6	W	29	25	54	30	37	67	--	14	121	22	28	50	38	27	65	--	9	115	6
12/1	Memphis	11-7	L	20	24	44	28	22	50	--	3	94	28	31	59	20	29	49	--	21	108	-14
12/2	Oklahoma City	11-8	L	27	29	56	28	36	64	--	6	120	33	39	72	35	19	54	--	24	126	-6
12/6	Utah	12-8	W	40	34	74	35	38	73	--	52	147	29	22	51	23	23	46	--	0	97	50
12/8	at Portland	13-8	W	37	34	71	26	28	54	--	19	125	22	38	60	30	22	52	--	0	112	13
12/11	at Memphis	14-8	W	29	38	67	29	24	53	--	21	120	24	27	51	28	34	62	--	5	113	7
12/12	LA Lakers	15-8	W	34	37	71	22	34	56	--	15	127	26	35	61	34	30	64	--	4	125	2
12/14	Minnesota	15-9	L	30	30	60	22	19	41	--	15	101	26	33	59	28	32	60	--	22	119	-18
12/16	at Portland	16-9	W	36	38	74	36	21	57	--	18	131	39	24	63	36	21	57	--	8	120	11
12/18	at Denver	16-10	L	20	39	59	21	24	45	--	0	104	28	40	68	30	32	62	--	36	130	-26
12/20	LA Clippers	16-11	L	22	34	56	27	28	55	--	3	111	35	32	67	18	35	53	--	22	120	-9
12/22	at Houston	16-12	L	17	22	39	21	36	57	--	1	96	23	33	56	33	33	66	--	38	122	-26
12/23	San Antonio	17-12	W	40	32	72	45	27	72	--	41	144	29	37	66	20	33	53	--	5	119	25
12/25	at Phoenix	18-12	W	36	28	64	27	37	64	--	15	128	24	30	54	38	22	60	--	6	114	14
12/27	Cleveland	18-13	L	39	30	69	21	20	41	--	20	110	27	27	54	28	31	59	--	6	113	-3
12/28	at Minnesota	18-14	L	26	30	56	35	19	54	--	3	110	37	24	61	37	20	57	--	18	118	-8
12/30	at Golden State	19-14	W	34	29	63	38	31	69	--	16	132	26	28	54	35	33	68	--	4	122	10
1/1	at Utah	19-15	L	26	29	55	24	11	35	--	3	90	37	25	62	31	34	65	--	39	127	-37
1/3	Portland	20-15	W	35	43	78	24	24	48	--	38	126	25	22	47	27	23	50	--	0	97	29
1/5	Portland	21-15	W	38	24	62	40	37	77	--	39	139	26	27	53	16	34	50	--	5	103	36
1/7	Minnesota	22-15	W	30	30	60	31	24	55	--	9	115	29	27	56	26	26	52	--	6	108	7
1/9	Memphis	22-16	L	22	31	53	30	20	50	--	7	103	29	39	68	35	17	52	--	22	120	-17
1/11	New York	23-16	W	44	30	74	27	27	54	--	21	128	26	29	55	31	38	69	--	0	124	4
1/13	New Orleans	23-17	L	20	34	54	27	27	54	--	5	108	29	20	49	39	30	69	--	12	118	-10
1/15	New Orleans	24-17	W	33	26	59	33	33	66	--	16	125	17	42	59	40	21	61	--	10	120	5
1/17	at LA Lakers	24-18	L	26	27	53	27	30	57	--	7	110	32	23	55	42	30	72	--	24	127	-17
1/22	Boston	24-19	L	26	33	59	24	27	51	--	7	110	24	41	65	29	25	54	--	16	119	-9
1/24	Phoenix	24-20	L	34	24	58	20	31	51	--	16	109	25	32	57	43	32	75	--	29	132	-23
1/26	at Atlanta	25-20	W	27	39	66	42	40	82	--	11	148	31	35	66	36	41	77	--	6	143	5
1/27	Sacramento	25-21	L	25	24	49	26	40	66	--	8	115	29	34	63	31	26	57	--	23	120	-5
1/29	Orlando	26-21	W	26	35	61	35	35	70	--	7	131	35	42	77	12	40	52	--	16	129	2
1/31	at Minnesota	26-22	L	21	27	48	22	17	39	--	4	87	24	28	52	31	38	69	--	36	121	-34
2/3	Milwaukee	26-23	L	44	21	65	27	25	52	--	25	117	20	40	60	33	36	69	--	15	129	-12
2/5	at Philadelphia	27-23	W	26	27	53	24	41	65	--	22	118	33	24	57	17	28	45	--	11	102	16
2/6	at Brooklyn	28-23	W	31	34	65	30	24	54	--	23	119	24	23	47	30	30	60	--	3	107	12
2/8	at New York	29-23	W	28	31	59	28	35	63	--	20	122	22	26	48	23	37	60	--	0	108	14
2/10	Oklahoma City	30-23	W	47	24	71	39	36	75	--	41	146	30	32	62	27	22	49	--	0	111	35
2/12	Washington	31-23	W	26	25	51	27	34	61	--	8	112	22	36	58	30	16	46	--	11	104	8
2/14	San Antonio	32-23	W	25	31	56	32	28	60	--	29	116	32	19	51	14	28	42	--	15	93	23
2/22	Phoenix	33-23	W	32	28	60	36	27	63	--	15	123	33	30	63	28	22	50	--	11	113	10
2/25	at Indiana	33-24	L	32	28	60	31	20	51	--	6	111	32	35	67	33	33	66	--	22	133	-22
2/27	at Cleveland	33-25	L	24	32	56	26	37	63	--	10	119	23	37	60	23	38	61	--	15	121	-2
2/28	at Toronto	34-25	W	36	30	66	40	30	70	--	15	136	34	33	67	25	33	58	--	7	125	11
3/1	at Boston	34-26	L	32	27	59	31	20	51	--	3	110	38	28	66	36	36	72	--	28	138	-28
3/3	Philadelphia	34-27	L	22	29	51	25	40	65	--	11	116	32	24	56	34	30	64	--	18	120	-4
3/5	Indiana	34-28	L	32	38	70	18	32	50	--	6	120	35	39	74	32	31	63	--	20	137	-17
3/7	Miami	35-28	W	28	26	54	37	23	60	--	11	114	36	22	58	25	25	50	--	15	108	6
3/9	at Detroit	36-28	W	35	34	69	35	38	73	--	25	142	33	32	65	23	36	59	--	2	124	18
3/11	at Chicago	37-28	W	44	18	62	36	29	65	--	37	127	16	26	42	22	28	50	--	0	92	35
3/13	Golden State	38-28	W	27	21	48	28	33	61	--	18	109	27	15	42	28	29	57	--	4	99	10
3/14	at Oklahoma City	38-29	L	27	36	63	24	32	56	--	3	119	33	32	65	30	31	61	--	11	126	-7
3/17	Denver	39-29	W	30	28	58	26	23	49	--	13	107	34	27	61	18	26	44	--	8	105	2
3/19	at San Antonio	40-29	W	38	27	65	26	22	48	--	13	113	30	26	56	28	23	51	--	4	107	6
3/21	Utah	41-29	W	26	27	53	30	30	60	--	19	113	27	15	42	31	24	55	--	7	97	16
3/25	at Utah	42-29	W	37	24	61	27	27	54	--	13	115	41	25	66	22	17	39	--	8	105	10
3/26	at Sacramento	43-29	W	31	27	58	38	36	74	--	39	132	28	25	53	23	20	43	--	5	96	36
3/29	at Sacramento	44-																				

DATE	OPPONENT	W/L	MAVERICKS											OPPONENTS										
			BENCH PTS	AVG	INTHE PAINT	AVG	SECOND CHANCE	AVG	FAST BREAK	AVG	POINTS OFFTO	AVG	BENCH PTS	AVG	INTHE PAINT	AVG	SECOND CHANCE	AVG	FAST BREAK	AVG	POINTS OFFTO	AVG		
10/25	at San Antonio	W	47	47.0	56	56.0	19	19.0	19	19.0	18	18.0	37	37.0	46	46.0	13	13.0	19	19.0	16	16.0		
10/27	Brooklyn	W	41	44.0	50	53.0	11	15.0	10	14.5	16	17.0	27	32.0	42	44.0	9	11.0	20	19.5	13	14.5		
10/30	at Memphis	W	39	42.3	34	46.7	12	14.0	13	14.0	11	15.0	13	25.7	52	46.7	14	12.0	14	17.7	16	15.0		
11/1	Chicago	W	44	42.8	24	41.0	24	16.5	7	12.3	9	13.5	36	28.3	54	48.5	11	11.8	14	16.8	19	16.0		
11/3	at Denver	L	34	41.0	40	40.8	8	14.8	9	11.6	25	15.8	24	27.4	68	52.4	20	13.4	21	17.6	21	17.0		
11/5	Charlotte	W	50	42.5	50	42.3	18	15.3	15	12.2	14	15.5	22	26.5	72	55.7	14	13.5	14	17.0	10	15.8		
11/6	at Orlando	W	39	42.0	38	41.7	14	15.1	18	13.0	21	16.3	43	28.9	52	55.1	15	13.7	9	15.9	21	16.6		
11/8	Toronto	L	37	41.4	40	41.5	12	14.8	6	12.1	11	15.6	34	29.5	72	57.3	15	13.9	15	15.8	14	16.3		
11/10	LA Clippers	W	54	42.8	50	42.4	19	15.2	15	12.4	20	16.1	52	32.0	62	57.8	20	14.6	15	15.7	13	15.9		
11/12	at New Orleans	W	54	43.9	54	43.6	9	14.6	30	14.2	22	16.7	44	33.2	48	56.8	11	14.2	13	15.4	6	14.9		
11/14	at New Orleans	L	56	45.0	40	43.3	20	15.1	12	14.0	10	16.1	52	34.9	60	57.1	12	14.0	46	18.2	31	16.4		
11/15	at Washington	W	57	46.0	52	44.0	13	14.9	17	14.3	14	15.9	42	35.5	56	57.0	9	13.6	14	17.8	8	15.7		
11/18	at Milwaukee	L	31	44.8	56	44.9	15	14.9	9	13.8	6	15.2	46	36.3	56	56.9	7	13.1	11	17.3	14	15.5		
11/19	Sacramento	L	46	44.9	46	45.0	6	14.3	9	13.5	17	15.3	25	35.5	58	57.0	22	13.7	9	16.7	6	14.9		
11/22	at LA Lakers	W	32	44.1	36	44.4	13	14.2	18	13.8	17	15.4	29	35.1	52	56.7	8	13.3	6	16.0	4	14.1		
11/25	at LA Clippers	L	23	42.8	32	43.6	10	13.9	17	14.0	11	15.1	38	35.3	54	56.5	25	14.1	19	16.2	7	13.7		
11/28	Houston	W	40	42.6	50	44.0	20	14.3	10	13.8	16	15.2	30	34.9	56	56.5	22	14.5	10	15.8	11	13.5		
12/1	Memphis	L	38	42.3	40	43.8	16	14.4	18	14.0	14	15.1	58	36.2	50	56.1	19	14.8	9	15.4	19	13.8		
12/2	Oklahoma City	L	23	41.3	36	43.4	8	14.1	8	13.7	23	15.5	55	37.2	42	55.4	13	14.7	17	15.5	26	14.5		
12/6	Utah	W	54	42.0	56	44.0	14	14.1	31	14.6	29	16.2	44	37.6	42	54.7	14	14.7	17	15.6	9	14.2		
12/8	at Portland	W	35	41.6	62	44.9	21	14.4	11	14.4	22	16.5	25	37.0	30	53.5	23	15.0	22	15.9	17	14.3		
12/11	at Memphis	W	42	41.6	48	45.0	21	14.7	7	14.0	26	16.9	23	36.3	42	53.0	10	14.8	15	15.9	21	14.6		
12/12	LA Lakers	W	38	41.5	42	44.9	11	14.5	16	14.1	24	17.2	29	36.0	62	53.4	16	14.9	13	15.7	11	14.5		
12/14	Minnesota	L	25	40.8	58	45.4	7	14.2	14	14.1	15	17.1	56	36.8	54	53.4	14	14.8	14	15.7	16	14.5		
12/16	at Portland	W	52	41.2	52	45.7	11	14.1	15	14.2	15	17.0	38	36.9	72	54.2	10	14.6	16	15.7	20	14.8		
12/18	at Denver	L	34	41.0	48	45.8	14	14.1	13	14.1	11	16.8	62	37.8	60	54.4	6	14.3	32	16.3	13	14.7		
12/20	LA Clippers	L	36	40.8	38	45.5	19	14.3	13	14.1	22	17.0	42	38.0	60	54.6	8	14.1	22	16.5	14	14.7		
12/22	at Houston	L	65	41.6	50	45.6	11	14.1	26	14.5	20	17.1	42	38.1	66	55.0	17	14.2	29	17.0	12	14.6		
12/23	San Antonio	W	37	41.5	54	45.9	23	14.4	13	14.4	15	17.0	49	38.5	50	54.8	8	14.0	24	17.2	14	14.6		
12/25	at Phoenix	W	10	40.4	50	46.1	10	14.3	12	14.4	22	17.2	30	38.2	46	54.5	14	14.0	20	17.3	9	14.4		
12/27	Cleveland	L	28	40.0	52	46.3	12	14.2	26	14.7	15	17.1	47	38.5	46	54.3	15	14.0	14	17.2	12	14.3		
12/28	at Minnesota	L	57	40.6	38	46.0	16	14.3	9	14.6	29	17.5	22	38.0	34	53.6	15	14.0	13	17.1	22	14.5		
12/30	at Golden State	W	46	40.7	44	45.9	11	14.2	21	14.8	15	17.4	37	38.0	52	53.6	15	14.1	20	17.2	10	14.4		
1/1	at Utah	L	37	40.6	48	46.0	10	14.1	6	14.5	8	17.1	56	38.5	66	53.9	15	14.1	15	17.1	18	14.5		
1/3	Portland	W	43	40.7	52	46.2	9	13.9	28	14.9	27	17.4	55	39.0	36	53.4	15	14.1	14	17.0	7	14.3		
1/5	Portland	W	64	41.3	64	46.7	8	13.8	36	15.5	20	17.5	36	38.9	44	53.2	21	14.3	12	16.9	21	14.5		
1/7	Minnesota	W	21	40.8	44	46.6	24	14.0	7	15.2	17	17.5	28	38.6	50	53.1	21	14.5	12	16.7	11	14.4		
1/9	Memphis	L	24	40.3	46	46.6	8	13.9	17	15.3	21	17.6	43	38.7	56	53.2	21	14.7	16	16.7	17	14.4		
1/11	New York	W	21	39.8	40	46.4	13	13.8	25	15.5	23	17.7	25	38.4	56	53.2	11	14.6	6	16.4	13	14.4		
1/13	New Orleans	L	16	39.3	40	46.3	17	13.9	9	15.4	17	17.7	32	38.2	50	53.2	24	14.8	10	16.3	16	14.5		
1/15	New Orleans	W	19	38.8	34	46.0	17	14.0	6	15.1	12	17.6	39	38.2	60	53.3	8	14.6	15	16.2	16	14.5		
1/17	at LA Lakers	L	29	38.5	46	46.0	14	14.0	7	15.0	8	17.3	22	37.8	62	53.5	14	14.6	32	16.6	20	14.6		
1/22	Boston	L	29	38.3	50	46.0	10	13.9	18	15.0	6	17.1	12	37.2	42	53.3	11	14.5	15	16.6	10	14.5		
1/24	Phoenix	L	45	38.5	48	46.1	11	13.8	6	14.8	18	17.1	31	37.1	58	53.4	12	14.5	24	16.8	21	14.7		
1/26	at Atlanta	W	34	38.4	56	46.3	10	13.8	23	15.0	10	16.9	40	37.2	60	53.5	18	14.6	16	16.7	20	14.8		
1/27	Sacramento	L	33	38.2	44	46.3	16	13.8	21	15.1	22	17.0	16	36.7	54	53.5	9	14.4	17	16.7	15	14.8		
1/29	Orlando	W	25	38.0	48	46.3	5	13.6	16	15.1	10	16.9	50	37.0	44	53.3	14	14.4	18	16.8	24	15.0		
1/31	at Minnesota	L	27	37.7	38	46.1	7	13.5	9	15.0	5	16.6	45	37.1	52	53.3	15	14.4	9	16.6	19	15.1		
2/3	Milwaukee	L	26	37.5	40	46.0	8	13.4	11	14.9	4	16.4	27	36.9	64	53.5	7	14.3	19	16.7	25	15.3		
2/5	at Philadelphia	W	37	37.5	36	45.8	14	13.4	16	15.0	10	16.3	45	37.1	48	53.4	17	14.3	22	16.8	11	15.2		
2/6	at Brooklyn	W	27	37.3	34	45.6	13	13.4	15	15.0	11	16.2	36	37.1	54	53.4	9	14.2	11	16.6	9	15.1		
2/8	at New York	W	32	37.2	40	45.5	7	13.3	22	15.1	17	16.2	5	36.5	48	53.3	17	14.3	15	16.6	12	15.0		
2/10	Oklahoma City	W	63	37.7	66	45.8	14	13.3	33	15.4	13	16.1	48	36.7	34	52.9	17	14.3	2	16.3	13	15.0		
2/12	Washington	W	22	37.4	64	46.2	12	13.2	17	15.5	8	16.0	27	36.5	66	53.2	14	14.3	20	16.4	19	15.0		
2/14	San Antonio	W	34	37.3	60	46.4	4	13.1	12	15.4	14	15.9	37	36.5	46	53.1	19	14.4	8	16.3	14	15.0		
2/22	Phoenix	W	27	37.1	40	46.3	18	13.2	21	15.5	29	16.2	24	36.3	36	52.8	14	14.4	11	16.2	13	15.0		
2/25	at Indiana	L	29	37.0	36	46.1	14	13.2	7	15.4	14	16.1	42	36.4	48	52.7	8	14.3	23	16.3	24	15.1		
2/27	at Cleveland	L	17	36.6	50	46.2	9	13.1	15	15.3	24	16.3	30	36.3	42	52.5	12	14.3	21	16.4	10	15.1		
2/28	at Toronto	W	40	36.7	56	46.4	19	13.2	18	15.4	19	16.3	25	36.1	56	52.5	14	14.3	20	16.4	23	15.2		
3/1	at Boston	L	20	36.4	60	46.6	15	13.2	10	15.3	13	16.3	33	36.0	62	52.7	15	14.3	18	16.5	13	15.2		
3/3	Philadelphia	L	26	36.2	42	46.5	24	13.4	24	15.4	13	16.2	41	36.1	52	52.7	17	14.3	15	16.4	25	15.3		
3/5	Indiana	L	32	36.2	58	46.7	10	13.4	20	15.5	9	16.1	69	36.6	50	52.6	20	14.4	10	16.3	20	15.4		
3/7	Miami	W	33	36.1	38	46.6	16	13.4	19	15.6	15	16.1	30	36.5	40	52.4	5	14.3	12	16.3	10	15.3		
3/9	at Detroit	W	46	36.3	56	46.7	12	13.4	10	15.5	35	16.4	59	36.9	56	52.5	21	14.4	10	16.2	18	15.3		
3/11	at Chicago	W	51	36.5	60	46.9	19	13.5	14	15.5														

2023-24 REGULAR SEASON GAME-BY-GAME STATS

DATE	GAME	W/L	FG	FGA	PCT	3FG	3FGA	PCT	FT	FTA	PCT	OR	DR	REB	AST	PF	ST	TO	BS	PTS
10/25	Mavericks	W	47	99	0.475	15	47	0.319	17	23	0.739	13	35	48	24	20	6	12	3	126
18,947	at Spurs		46	89	0.517	11	35	0.314	16	22	0.727	9	36	45	33	23	8	19	5	119
10/27	Mavericks	W	44	91	0.484	15	36	0.417	22	28	0.786	8	32	40	20	15	5	9	2	125
20,238	vs. Nets		45	92	0.489	21	43	0.488	9	10	0.900	10	37	47	30	28	5	16	4	120
10/30	Mavericks	W	42	84	0.500	23	47	0.489	18	24	0.750	6	42	48	24	17	4	15	7	125
15,031	at Grizzlies		42	92	0.457	14	37	0.378	12	20	0.600	10	34	44	22	22	9	12	4	110
11/1	Mavericks	W	37	81	0.457	20	48	0.417	20	28	0.714	13	32	45	23	11	7	15	2	114
20,103	vs. Bulls		42	89	0.472	11	33	0.333	10	11	0.909	12	31	43	19	23	10	13	3	105
11/3	Mavericks	L	41	86	0.477	17	42	0.405	15	17	0.882	10	24	34	27	19	12	15	6	114
19,729	at Nuggets		49	93	0.527	13	30	0.433	14	19	0.737	19	32	51	33	17	11	20	6	125
11/5	Mavericks	W	43	91	0.473	14	42	0.333	24	32	0.750	9	38	47	31	19	3	11	6	124
20,052	vs. Hornets		49	99	0.495	8	30	0.267	12	21	0.571	10	33	43	30	25	5	9	2	118
11/6	Mavericks	W	41	82	0.500	15	40	0.375	20	28	0.714	5	26	31	21	20	9	15	6	117
19,409	at Magic		40	85	0.471	8	27	0.296	14	18	0.778	6	32	38	27	24	6	21	4	102
11/8	Mavericks	L	40	84	0.476	17	41	0.415	19	31	0.613	6	32	38	25	21	4	16	6	116
20,063	vs. Raptors		49	99	0.495	11	36	0.306	18	27	0.667	15	35	50	27	25	10	12	4	127
11/10	Mavericks	W	51	98	0.520	19	42	0.452	23	26	0.885	15	26	41	30	23	7	9	1	144
20,377	vs. Clippers		43	88	0.489	8	27	0.296	32	36	0.889	19	28	47	21	27	7	14	2	126
11/12	Mavericks	W	50	102	0.490	20	53	0.377	16	21	0.762	8	34	42	29	19	7	6	6	136
16,302	at Pelicans		47	92	0.511	17	36	0.472	13	22	0.591	13	41	54	31	20	2	18	3	124
11/14	Mavericks	L	38	90	0.422	14	42	0.333	20	26	0.769	16	29	45	25	16	4	20	3	110
16,354	at Pelicans		49	94	0.521	14	38	0.368	19	26	0.731	12	30	42	33	20	17	13	6	131
11/15	Mavericks	W	48	92	0.522	17	42	0.405	17	29	0.586	9	37	46	32	16	6	10	4	130
16,632	at Wizards		43	89	0.483	12	36	0.333	19	23	0.826	8	38	46	23	22	6	12	1	117
11/18	Mavericks	L	51	103	0.495	16	47	0.340	7	10	0.700	11	38	49	27	16	1	12	2	125
18,128	at Bucks		49	94	0.521	17	45	0.378	17	20	0.850	5	36	41	29	16	8	7	3	132
11/19	Mavericks	L	41	88	0.466	12	34	0.353	19	26	0.731	11	29	40	23	15	8	10	2	113
20,211	vs. Kings		48	90	0.533	17	40	0.425	16	21	0.762	14	34	48	34	20	9	13	3	129
11/22	Mavericks	W	38	96	0.396	16	50	0.320	12	16	0.750	11	37	48	21	18	5	4	4	104
18,997	at Lakers		39	84	0.464	11	29	0.379	12	19	0.632	9	42	51	26	17	1	13	2	101
11/25	Mavericks	L	34	91	0.374	9	38	0.237	11	14	0.786	10	27	37	17	24	6	9	5	88
19,370	at Clippers		38	88	0.432	8	29	0.276	23	31	0.742	17	40	57	25	16	2	13	6	107
11/28	Mavericks	W	42	89	0.472	12	34	0.353	25	29	0.862	9	29	38	25	25	5	7	4	121
20,103	vs. Rockets		42	85	0.494	8	29	0.276	23	29	0.793	10	30	40	33	27	2	12	6	115
12/1	Mavericks	L	34	92	0.370	12	39	0.308	14	21	0.667	13	29	42	27	13	9	12	5	94
20,150	vs. Grizzlies		44	90	0.489	11	34	0.324	9	11	0.818	13	39	52	27	23	8	15	12	108
12/2	Mavericks	L	39	87	0.448	19	52	0.365	23	35	0.657	15	32	47	26	21	5	16	12	120
20,277	vs. Thunder		44	100	0.440	20	44	0.455	18	22	0.818	16	34	50	24	8	13	5	5	126
12/6	Mavericks	W	56	101	0.554	22	49	0.449	13	19	0.684	11	36	47	37	14	11	8	5	147
19,877	vs. Jazz		35	87	0.402	12	33	0.364	15	18	0.833	11	32	43	22	20	6	19	3	97
12/8	Mavericks	W	47	91	0.516	12	39	0.308	19	22	0.864	9	33	42	26	23	8	15	5	125
18,762	at Trail Blazers		39	105	0.371	18	53	0.340	16	18	0.889	18	30	48	20	24	9	15	1	112
12/11	Mavericks	W	43	86	0.500	17	40	0.425	17	19	0.895	10	33	43	27	17	8	17	9	120
16,379	at Grizzlies		41	89	0.461	18	44	0.409	13	16	0.813	10	28	38	26	19	9	18	5	113
12/12	Mavericks	W	44	89	0.494	21	43	0.488	18	21	0.857	12	24	36	28	17	7	10	5	127
20,377	vs. Lakers		49	91	0.538	15	29	0.517	12	18	0.667	10	30	40	34	20	4	15	4	125
12/14	Mavericks	L	39	83	0.470	7	32	0.219	16	18	0.889	4	30	34	21	19	6	16	2	101
20,177	vs. Timberwolves		44	88	0.500	14	31	0.452	17	25	0.680	12	33	45	30	19	9	17	4	119
12/16	Mavericks	W	48	97	0.495	16	47	0.340	19	21	0.905	11	36	47	27	17	7	13	2	131
18,439	at Trail Blazers		47	94	0.500	7	32	0.219	19	22	0.864	10	34	44	17	21	8	11	2	120
12/18	Mavericks	L	41	92	0.446	13	38	0.342	9	19	0.474	15	28	43	19	20	2	11	0	104
19,659	at Nuggets		49	87	0.563	14	26	0.538	18	22	0.818	9	37	46	29	19	7	9	4	130
12/20	Mavericks	L	39	91	0.429	14	43	0.326	19	27	0.704	13	23	36	23	19	8	8	3	111
20,310	vs. Clippers		43	77	0.558	11	31	0.355	23	25	0.920	7	37	44	27	22	6	14	4	120
12/22	Mavericks	L	35	101	0.347	7	40	0.175	19	26	0.731	14	33	47	18	17	10	12	1	96
18,055	at Rockets		46	95	0.484	11	38	0.289	19	23	0.826	12	51	63	21	22	7	17	3	122
12/23	Mavericks	W	52	100	0.520	23	45	0.511	17	21	0.810	11	41	52	26	18	7	13	6	144
20,409	vs. Spurs		44	98	0.449	14	45	0.311	17	24	0.708	8	34	42	32	16	9	10	3	119
12/25	Mavericks	W	45	84	0.536	16	44	0.364	22	30	0.733	8	30	38	28	20	7	11	6	128
17,071	at Suns		40	90	0.444	14	41	0.341	20	25	0.800	14	33	47	28	21	5	16	2	114
12/27	Mavericks	L	39	88	0.443	10	37	0.270	22	26	0.846	7	30	37	21	21	12	10	7	110
20,377	vs. Cavaliers		40	92	0.435	17	43	0.395	16	23	0.696	18	39	57	33	21	7	16	4	113
12/28	Mavericks	L	40	90	0.444	14	33	0.424	16	19	0.842	13	26	39	29	27	9	18	3	110
18,024	at Timberwolves		38	74	0.514	17	33	0.515	25	34	0.735	6	32	38	23	21	9	22	10	118
12/30	Mavericks	W	49	88	0.557	16	40	0.400	18	22	0.818	6	37	43	25	14	5	9	2	132
18,064	at Warriors																			

DATE	GAME	W/L	FG	FGA	PCT	3FG	3FGA	PCT	FT	FTA	PCT	OR	DR	REB	AST	PF	ST	TO	BS	PTS
1/22	Mavericks	L	43	97	0.443	14	40	0.350	10	14	0.714	10	38	48	24	20	4	10	4	110
20,277	vs. Celtics		41	88	0.466	15	46	0.326	22	30	0.733	5	39	44	26	20	7	6	8	119
1/24	Mavericks	L	41	89	0.461	17	43	0.395	10	18	0.556	10	23	33	25	16	4	14	3	109
20,202	vs. Suns		51	85	0.600	14	34	0.412	16	22	0.727	11	38	49	30	20	10	16	4	132
1/26	Mavericks	W	51	85	0.600	19	35	0.543	27	32	0.844	6	31	37	28	25	3	13	5	148
16,149	at Hawks		51	97	0.526	15	34	0.441	26	30	0.867	12	24	36	32	24	7	7	2	143
1/27	Mavericks	L	43	98	0.439	16	46	0.348	13	18	0.722	13	30	43	35	24	7	10	2	115
20,373	vs. Kings		43	80	0.538	11	30	0.367	23	30	0.767	6	33	39	27	20	4	14	10	120
1/29	Mavericks	W	43	69	0.623	13	27	0.481	32	43	0.744	3	32	35	27	24	6	15	2	131
20,020	vs. Magic		45	88	0.511	18	38	0.474	21	28	0.750	12	23	35	27	33	7	12	1	129
1/31	Mavericks	L	31	76	0.408	6	29	0.207	19	26	0.731	9	22	31	18	24	4	17	4	87
18,024	at Timberwolves		45	80	0.563	13	30	0.433	18	30	0.600	9	36	45	31	24	6	10	4	121
2/3	Mavericks	L	40	81	0.494	16	39	0.410	21	23	0.913	8	34	42	22	19	9	21	1	117
20,377	vs. Bucks		50	88	0.568	12	30	0.400	17	25	0.680	5	31	36	34	21	13	12	2	129
2/5	Mavericks	W	42	87	0.483	17	43	0.395	17	23	0.739	8	36	44	28	16	6	10	4	118
19,764	at 76ers		40	93	0.430	8	29	0.276	14	20	0.700	16	35	51	20	21	8	12	5	102
2/6	Mavericks	W	46	91	0.505	19	43	0.442	8	13	0.615	6	39	45	25	12	7	11	3	119
17,732	at Nets		41	91	0.451	12	33	0.364	13	15	0.867	8	35	43	33	13	6	10	5	107
2/8	Mavericks	W	43	82	0.524	18	42	0.429	18	23	0.783	6	34	40	30	13	7	9	6	122
19,812	at Knicks		42	94	0.447	14	37	0.378	10	11	0.909	14	32	46	27	19	5	14	2	108
2/10	Mavericks	W	53	91	0.582	15	38	0.395	25	33	0.758	11	43	54	30	23	8	12	3	146
20,277	vs. Thunder		38	98	0.388	17	47	0.362	18	21	0.857	12	28	40	23	23	5	10	4	111
2/12	Mavericks	W	43	96	0.448	9	36	0.250	17	26	0.654	12	44	56	27	18	7	16	12	112
19,921	vs. Wizards		44	106	0.415	7	32	0.219	9	15	0.600	12	40	52	27	25	9	16	7	104
2/14	Mavericks	W	49	92	0.533	11	30	0.367	7	10	0.700	8	47	55	28	14	6	16	10	116
20,311	vs. Spurs		36	100	0.360	10	40	0.250	11	15	0.733	13	31	44	29	9	8	12	7	93
2/22	Mavericks	W	43	90	0.478	19	44	0.432	18	21	0.857	10	29	39	24	21	10	10	5	123
20,377	vs. Suns		40	83	0.482	15	36	0.417	18	24	0.750	11	30	41	20	21	7	16	4	113
2/25	Mavericks	L	41	87	0.471	14	31	0.452	15	21	0.714	8	30	38	15	13	9	16	4	111
17,274	at Pacers		52	93	0.559	14	36	0.389	15	17	0.882	6	40	46	38	16	12	15	0	133
2/27	Mavericks	L	48	91	0.527	14	33	0.424	9	15	0.600	5	31	36	23	12	11	5	6	119
19,432	at Cavaliers		44	83	0.530	20	40	0.500	13	18	0.722	9	38	47	35	12	2	16	4	121
2/28	Mavericks	W	52	96	0.542	15	43	0.349	17	21	0.810	11	39	50	32	20	7	16	10	136
19,800	at Raptors		46	98	0.469	13	35	0.371	20	30	0.667	12	32	44	34	21	11	12	3	125
3/1	Mavericks	L	44	94	0.468	9	34	0.265	13	18	0.722	10	32	42	20	12	4	8	4	110
19,156	at Celtics		52	94	0.553	21	43	0.488	13	13	1.000	9	38	47	33	15	4	9	8	138
3/3	Mavericks	L	40	86	0.465	16	41	0.390	20	23	0.870	12	33	45	20	18	6	17	2	116
20,277	vs. 76ers		40	88	0.455	11	37	0.297	29	31	0.935	13	29	42	26	19	10	9	5	120
3/5	Mavericks	L	45	93	0.484	13	39	0.333	17	21	0.810	9	32	41	23	23	5	9	6	120
20,200	vs. Pacers		50	93	0.538	18	39	0.462	19	24	0.792	9	34	43	34	21	3	9	2	137
3/7	Mavericks	W	40	87	0.460	16	41	0.390	18	23	0.783	10	35	45	27	16	5	10	6	114
20,221	vs. Heat		40	82	0.488	17	38	0.447	11	17	0.647	2	35	37	30	20	7	12	2	108
3/9	Mavericks	W	51	92	0.554	14	38	0.368	26	32	0.813	4	32	36	29	18	13	14	8	142
20,062	at Pistons		45	99	0.455	13	37	0.351	21	25	0.840	20	36	56	27	26	8	20	4	124
3/11	Mavericks	W	51	93	0.548	13	41	0.317	12	15	0.800	10	39	49	33	17	10	6	6	127
21,363	at Bulls		35	89	0.393	7	34	0.206	15	22	0.682	14	29	43	19	12	6	13	2	92
3/13	Mavericks	W	44	82	0.537	6	27	0.222	15	19	0.789	9	33	42	30	16	6	17	13	109
20,411	vs. Warriors		37	92	0.402	9	28	0.321	16	19	0.842	15	27	42	19	20	9	17	3	99
3/14	Mavericks	L	43	84	0.512	12	29	0.414	21	26	0.808	10	30	40	25	20	6	19	2	119
18,203	at Thunder		45	86	0.523	16	39	0.410	20	23	0.870	8	26	34	28	24	10	13	7	126
3/17	Mavericks	W	42	100	0.420	9	35	0.257	14	21	0.667	22	38	60	22	21	5	12	5	107
20,377	vs. Nuggets		37	84	0.440	12	28	0.429	19	22	0.864	6	31	37	26	16	7	8	6	105
3/19	Mavericks	W	44	91	0.484	10	30	0.333	15	17	0.882	3	37	40	31	18	6	9	3	113
18,354	at Spurs		39	89	0.438	14	39	0.359	15	21	0.714	9	39	48	31	14	6	16	10	107
3/21	Mavericks	W	43	86	0.500	10	32	0.313	17	28	0.607	11	32	43	33	20	12	13	3	113
20,277	vs. Jazz		38	83	0.458	4	30	0.133	17	19	0.895	5	33	38	29	23	6	18	3	97
3/25	Mavericks	W	44	92	0.478	12	42	0.286	15	18	0.833	10	37	47	31	17	9	6	7	115
18,206	at Jazz		37	87	0.425	13	39	0.333	18	22	0.818	11	35	46	28	15	6	13	3	105
3/26	Mavericks	W	51	92	0.554	22	39	0.564	8	13	0.615	5	44	49	34	18	10	9	4	132
17,832	at Kings		35	90	0.389	11	30	0.367	15	19	0.789	11	31	42	27	15	6	14	5	96
3/29	Mavericks	W	35	74	0.473	15	35	0.429	22	33	0.667	6	36	42	24	12	4	10	6	107
17,832	at Kings		40	92	0.435	15	32	0.469	8	12	0.667	10	35	45	24	22	9	11	1	103
3/31	Mavericks	W	48	93	0.516	24	47	0.511	5	9	0.556	10	37	47	24	17	7	14	8	125
18,055	at Rockets		39	92	0.424	13	38	0.342	16	19	0.842	12	31	43	22	14	9	12	3	107
4/2	Mavericks	L	39	89	0.438	15	40	0.375	7	11	0.636	8	34	42	27	14	8	15	7	100
18,064	at Warriors		41	90	0.456	15	32	0.469	7	7	1.000	11	41	52	2					

MAVERICKS RECORD WHEN...	OVERALL	HOME	ROAD
Outrebounding opponent	22-8	11-5	11-3
Outrebounded by opponent	27-23	14-10	13-13
Tied in Rebounding	1-1	0-1	1-0
Shooting better than opponent	37-3	16-3	21-0
Shooting worse than opponent	13-29	9-13	4-16
Shooting same than opponent	0-0	0-0	0-0
More FTM than opponent	28-13	15-8	13-5
Less FTM than opponent	16-15	7-8	9-7
Same FTM than opponent	6-4	3-0	3-4
More 3FGM than opponent	35-10	16-8	19-2
Less 3FGM than opponent	12-18	7-7	5-11
Same 3FGM than opponent	3-4	2-1	1-3
More assists than opponent	26-3	12-2	14-1
Less assists than opponent	18-28	10-13	8-15
Same assists than opponent	6-1	3-1	3-0
More turnovers than opponent	17-16	11-8	6-8
Less turnovers than opponent	28-14	13-7	15-7
Same turnovers than opponent	5-2	1-1	4-1
Bench outscores opponent bench	29-12	12-6	17-6
Opponent bench outscores DAL	20-20	12-10	8-10
Bench scoring equal	1-0	1-0	0-0
Scoring less than 80 points	0-0	0-0	0-0
Scoring between 80-89 points	0-4	0-1	0-3
Scoring between 90-99 points	0-3	0-1	0-2
Scoring between 100-109	6-6	4-4	2-2
Scoring 110 or more points	44-19	21-10	23-9
Opponent scores less than 80	0-0	0-0	0-0
Opponent scores between 80-89	0-0	0-0	0-0
Opponent scores between 90-99	9-0	6-0	3-0
Opponent scores between 100-109	17-4	7-2	10-2
Opponent scores 110 or more	24-28	12-14	12-14

NUMBER OF TIMES RECORDING	POINTS			REB	AST	BLK	STL	DD	TD
	10+	20+	30+						
Greg Brown III	--	--	--	--	--	1	--	--	--
Seth Curry	6	--	--	--	--	--	1	--	--
Dexter Dennis	1	--	--	--	--	--	--	--	--
Luka Dončić	70	65	50	33	37	1	9	49	21
Danté Exum	17	3	--	--	--	--	1	--	--
Alex Fudge	1	--	--	--	--	--	1	--	--
Daniel Gafford	18	3	--	6	--	9	--	6	--
Josh Green	22	3	--	--	--	--	3	--	--
Tim Hardaway Jr.	55	17	6	--	--	--	2	--	--
Jaden Hardy	18	2	--	--	--	--	1	--	--
Richaun Holmes	2	--	--	2	--	--	--	1	--
Kyrie Irving	58	46	13	--	5	1	7	5	--
Derrick Jones Jr.	28	6	--	2	--	5	4	2	--
Maxi Kleber	4	1	--	1	--	2	1	1	--
AJ Lawson	4	--	--	--	--	--	1	--	--
Dereck Lively II	22	4	--	13	--	6	1	8	--
Markieff Morris	1	--	--	--	--	--	--	--	--
Dwight Powell	4	--	--	3	--	1	2	1	--
Olivier-Maxence Prosper	4	1	--	--	--	--	--	--	--
P.J. Washington Jr.	17	4	1	3	--	2	3	2	--
Brandon Williams	1	1	--	--	--	--	--	--	--
Grant Williams	16	2	--	--	--	1	2	--	--

NUMBER OF TIMES LEADING TEAM IN ... (INCLUDES TIES)	PTS	REB	AST	BLK	STL	MIN
Seth Curry	--	--	1	1	3	--
Dexter Dennis	--	--	1	2	--	--
Luka Dončić	55	42	63	13	27	53
Danté Exum	--	1	5	3	3	1
Alex Fudge	--	--	--	--	1	--
Daniel Gafford	--	5	--	15	5	--
Josh Green	1	1	2	3	13	2
Tim Hardaway Jr.	3	1	1	2	8	2
Jaden Hardy	1	1	4	3	3	1
Richaun Holmes	--	2	1	4	--	--
Kyrie Irving	19	7	14	6	23	19
Derrick Jones Jr.	1	2	--	19	13	--
Maxi Kleber	--	1	--	12	3	--
AJ Lawson	--	--	--	1	1	--
Dereck Lively II	--	17	--	31	9	--
Markieff Morris	--	--	1	2	1	--
Dwight Powell	--	7	4	14	4	--
Olivier-Maxence Prosper	1	1	--	1	1	3
P.J. Washington Jr.	1	4	--	4	7	--
Brandon Williams	1	--	1	--	--	--
Grant Williams	2	2	1	17	3	1



## STARTING LINEUPS

LAST USED	GAME	FORWARD	FORWARD	CENTER	GUARD	GUARD	RECORD
10/25/23	at Spurs	D. Jones Jr.	G. Williams	M. Kleber	L. Dončić	K. Irving	1-0
11/08/23	vs. Raptors	D. Jones Jr.	G. Williams	D. Powell	K. Irving	L. Dončić	0-1
11/22/23	at Lakers	D. Jones Jr.	G. Williams	D. Lively II	K. Irving	L. Dončić	6-4
11/25/23	at Clippers	D. Jones Jr.	G. Williams	R. Holmes	K. Irving	L. Dončić	0-1
11/28/23	vs. Rockets	J. Green	G. Williams	D. Lively II	K. Irving	L. Dončić	1-0
12/01/23	vs. Grizzlies	D. Jones Jr.	G. Williams	D. Lively II	J. Green	K. Irving	0-1
12/02/23	vs. Thunder	D. Jones Jr.	G. Williams	D. Lively II	S. Curry	L. Dončić	0-1
12/11/23	at Grizzlies	D. Exum	D. Jones Jr.	D. Lively II	S. Curry	L. Dončić	1-0
12/12/23	vs. Lakers	D. Exum	G. Williams	D. Lively II	S. Curry	L. Dončić	1-0
12/16/23	at Trail Blazers	D. Jones Jr.	G. Williams	D. Lively II	D. Exum	L. Dončić	1-1
12/20/23	vs. Clippers	D. Jones Jr.	G. Williams	D. Powell	D. Exum	L. Dončić	0-2
12/22/23	at Rockets	D. Jones Jr.	G. Williams	M. Morris	J. Hardy	T. Hardaway Jr.	0-1
12/23/23	vs. Spurs	T. Hardaway Jr.	D. Jones Jr.	G. Williams	D. Exum	L. Dončić	1-0
12/27/23	vs. Cavaliers	T. Hardaway Jr.	D. Jones Jr.	D. Lively II	D. Exum	L. Dončić	1-1
12/28/23	at Timberwolves	D. Jones Jr.	G. Williams	D. Lively II	J. Hardy	D. Exum	0-1
12/30/23	at Warriors	D. Exum	D. Jones Jr.	D. Lively II	J. Hardy	L. Dončić	1-0
01/01/24	at Jazz	D. Exum	D. Jones Jr.	D. Lively II	K. Irving	L. Dončić	2-1
01/05/24	vs. Trail Blazers	J. Green	D. Jones Jr.	D. Powell	J. Hardy	K. Irving	1-0
01/09/24	vs. Grizzlies	J. Green	D. Jones Jr.	D. Powell	K. Irving	L. Dončić	1-1
01/13/24	vs. Pelicans	J. Green	D. Jones Jr.	D. Powell	T. Hardaway Jr.	K. Irving	1-1
01/15/24	vs. Pelicans	J. Green	M. Kleber	D. Lively II	T. Hardaway Jr.	K. Irving	1-0
01/17/24	at Lakers	T. Hardaway Jr.	D. Jones Jr.	D. Lively II	L. Dončić	K. Irving	0-1
01/22/24	vs. Celtics	J. Green	D. Jones Jr.	D. Lively II	K. Irving	L. Dončić	1-1
01/26/24	at Hawks	D. Jones Jr.	G. Williams	D. Lively II	J. Green	L. Dončić	4-1
01/27/24	vs. Kings	J. Green	G. Williams	D. Lively II	J. Hardy	L. Dončić	0-1
01/29/24	vs. Magic	J. Green	J. Green	D. Lively II	L. Dončić	L. Dončić	1-0
01/31/24	at Timberwolves	J. Green	G. Williams	R. Holmes	J. Hardy	T. Hardaway Jr.	0-1
02/03/24	vs. Bucks	D. Jones Jr.	G. Williams	M. Kleber	J. Green	L. Dončić	0-1
02/10/24	vs. Thunder	J. Green	D. Jones Jr.	M. Kleber	K. Irving	L. Dončić	4-0
02/14/24	vs. Spurs	J. Green	P. Washington Jr.	D. Gafford	K. Irving	L. Dončić	2-0
03/05/24	vs. Pacers	J. Green	P. Washington Jr.	D. Lively II	K. Irving	L. Dončić	2-5
04/05/24	vs. Warriors	D. Jones Jr.	P. Washington Jr.	D. Gafford	D. Exum	K. Irving	1-1
04/10/24	at Heat	D. Jones Jr.	P. Washington Jr.	D. Gafford	K. Irving	L. Dončić	15-1
04/12/24	vs. Pistons	D. Jones Jr.	P. Washington Jr.	D. Gafford	T. Hardaway Jr.	D. Exum	0-1
04/14/24	at Thunder	J. Green	O. Prosper	D. Powell	T. Hardaway Jr.	J. Hardy	0-1

GAMES MISSED DUE TO INJURIES/SUSPENSIONS			
NAME	INJURY/ILLNESS	DATES OUT	GAMES MISSED
Seth Curry	Right Hip; Soreness	11/19	1
	Illness; Non-COVID Illness	12/14	1
	Illness	12/30	1
	Left Ankle; Sprain	1/22	1
Luka Dončić	Left Calf; Strain	10/25	1
	Left Quad; Strain	12/22	1
	Left Quad; Soreness	12/28	1
	Right Ankle; Swelling	1/5	1
	Right Ankle; Sprain	1/11 through 1/15/24; 1/31	4
	Left Hamstring; Soreness	3/14	1
	Right Knee; Soreness	4/5	1
	Left Ankle; Soreness	4/12 through 4/14/24	2
Danté Exum	Left Lower Leg; Contusion	12/22	1
	Right Heel; Contusion	1/3 through 1/5/24	2
	Right Plantar Fascia; Sprain	1/7	1
	Right Plantar; Sprain	1/9 through 1/22/24	6
	Right Knee; Soreness	1/27 through 1/29/24; 2/3	3
	Right Knee; Bursitis	1/31; 2/5 through 2/27/24	10
	Right Foot; Sprain	4/14	1
Daniel Gafford	Right Elbow; Soreness	4/14	1
Josh Green	Right Elbow; Sprain	12/2 through 12/27/23	13
	Illness	1/17	1
	Right Ankle; Sprain	3/17 through 4/9/24	12
Tim Hardaway Jr.	Back; Spasms	12/1 through 12/2/23; 12/11	3
Richaun Holmes	Illness; Non-COVID Illness	12/16	1
Kyrie Irving	Left Foot; Sprain	10/30 through 11/1/23; 11/15	3
	Right Foot; Soreness	12/2	1
	Right Heel; Contusion	12/11 through 12/30/23	12
	Right Thumb; Sprain	1/24 through 2/3/24; 2/6	7
	Left Hamstring; Soreness	4/12 through 4/14/24	2
Derrick Jones Jr.	Left Quad; Contusion	12/12	1
	Right Calf; Contusion	1/15	1
	Left Wrist; Sprain	1/27 through 1/31/24	3
	Left Shoulder; Sprain	4/14	1
Maxi Kleber	Right Small Toe; Dislocation	11/3 through 11/6/23; 11/10/23 through 1/11/24; 1/26; 2/6	36
	Right Small Toe; Dislocation; Nasal Fracture	2/14; 2/28	2
	Right Knee; Soreness	3/25	1
	Back; Spasms	4/5	1
	Low Back; Spasms	4/14	1
Dereck Lively II	Illness; Non-COVID	11/8	1
	Low Back; Contusion	11/25	1
	Left Ankle; Sprain	12/18 through 12/23/23; 1/5 through 1/13/24	9
	Nose; Broken	1/31	1
	Nasal; Fracture	2/3 through 2/12/24	6
	Right Knee; Soreness	4/2	1
	Right Knee Sprain	4/4 through 4/14/24	7
Markieff Morris	Illness; Non-COVID Illness	11/3	1
	Illness	1/5	1
Dwight Powell	Left Eye; Corneal Abrasion	1/24 through 1/27/24	3
P.J. Washington Jr.	Right Ankle; Sprain	4/14	1
Brandon Williams	Left Wrist; Sprain	3/13 through 3/17/24	3
Grant Williams	Right Knee; Soreness	12/6 through 12/8/23	2
	Right Knee; Bone Bruise	12/11	1
	Right Ankle; Sprain	1/5 through 1/7/24	2
	<b>TOTAL GAMES MISSED</b>		<b>183</b>



	DALLAS MAVERICKS		OPPONENTS	
<b>Points</b>	40	Kyrie Irving vs. LAC 4/28/24	33	James Harden vs. LAC 4/28/24
<b>Points in a Quarter</b>	20	Kyrie Irving (3rd) at LAC 4/21/24	33	Paul George vs. LAC 4/28/24
<b>Points in a Half</b>	25	Kyrie Irving (2nd) at LAC 4/21/24	16	Paul George (1st) vs. LAC 4/28/24
<b>Field Goals</b>	14	Kyrie Irving vs. LAC 4/28/24	26	Paul George (1st) vs. LAC 4/28/24
<b>Field Goal Attempts</b>	26	Luka Dončić at LAC 4/23/24	12	James Harden vs. LAC 4/28/24
	26	Luka Dončić at LAC 4/21/24	20	Paul George at LAC 4/21/24
<b>Field Goal Percentage</b>	1.000	Dereck Lively II (4-4) vs. LAC 4/28/24	1.000	Mason Plumlee (3-3) vs. LAC 4/28/24
<b>3-PT Field Goal</b>	6	Kyrie Irving vs. LAC 4/28/24	7	Paul George vs. LAC 4/28/24
<b>3-PT FG Attempts</b>	14	Luka Dončić vs. LAC 4/26/24	12	Paul George at LAC 4/21/24
	14	Luka Dončić at LAC 4/23/24		
<b>3-PT FG Percentage</b>	1.000	Maxi Kleber (1-1) vs. LAC 4/28/24	1.000	Terance Mann (3-3) at LAC 4/21/24
	1.000	Maxi Kleber (1-1) vs. LAC 4/26/24		
<b>Free Throws</b>	8	Luka Dončić vs. LAC 4/28/24	8	James Harden at LAC 4/23/24
	8	Kyrie Irving at LAC 4/21/24		
<b>Free Throw Attempts</b>	10	Luka Dončić vs. LAC 4/28/24	9	James Harden at LAC 4/23/24
<b>Free Throw Percentage</b>	1.000	Kyrie Irving (6-6) vs. LAC 4/28/24	1.000	Paul George (6-6) at LAC 4/23/24
			1.000	James Harden (6-6) at LAC 4/21/24
<b>Offensive Rebounds</b>	4	Derrick Jones Jr. vs. LAC 4/28/24	5	Ivica Zubac at LAC 4/23/24
	4	Luka Dončić vs. LAC 4/28/24		
<b>Defensive Rebounds</b>	12	Luka Dončić at LAC 4/21/24	11	Ivica Zubac at LAC 4/21/24
<b>Total Rebounds</b>	13	Luka Dončić at LAC 4/21/24	15	Ivica Zubac at LAC 4/21/24
<b>Assists</b>	10	Luka Dončić vs. LAC 4/28/24	8	Paul George vs. LAC 4/28/24
			8	James Harden at LAC 4/23/24
			8	James Harden at LAC 4/21/24
<b>Steals</b>	3	P.J. Washington Jr. vs. LAC 4/26/24	4	Paul George vs. LAC 4/28/24
	3	Kyrie Irving at LAC 4/23/24	4	Kawhi Leonard at LAC 4/23/24
<b>Blocks</b>	3	Daniel Gafford vs. LAC 4/26/24	2	Mason Plumlee vs. LAC 4/28/24
	3	Dereck Lively II at LAC 4/21/24	2	Russell Westbrook vs. LAC 4/28/24
			2	James Harden at LAC 4/21/24
<b>Minutes</b>	45:43	Luka Dončić at LAC 4/23/24	43:55	James Harden vs. LAC 4/26/24
<b>Points in Paint</b>	14	Kyrie Irving at LAC 4/21/24	20	Ivica Zubac at LAC 4/21/24
<b>Second Chance Points</b>	6	Kyrie Irving at LAC 4/21/24	8	Ivica Zubac at LAC 4/21/24
<b>Fast Break Points</b>	9	Kyrie Irving at LAC 4/21/24	8	James Harden at LAC 4/23/24

MAVERICKS HIGHS	MAVERICKS LOWS	CATEGORY	OPPONENTS HIGHS	OPPONENTS LOWS
111 vs. LAC 4/28/24	96 at LAC 4/23/24	<b>Points</b>	116 vs. LAC 4/28/24	90 vs. LAC 4/26/24
23 at LAC 4/23/24	16 vs. LAC 4/28/24	<b>Points/1st Qtr.</b>	39 vs. LAC 4/28/24	19 at LAC 4/23/24
36 vs. LAC 4/26/24	8 at LAC 4/21/24	<b>Points/2nd Qtr.</b>	27 vs. LAC 4/28/24	18 vs. LAC 4/26/24
54 vs. LAC 4/26/24	30 at LAC 4/21/24	<b>Points/1st Half</b>	66 vs. LAC 4/28/24	41 (2) vs. LAC 4/26/24
34 at LAC 4/21/24	20 at LAC 4/23/24	<b>Points/3rd Qtr.</b>	31 at LAC 4/21/24	16 vs. LAC 4/28/24
33 (2) vs. LAC 4/28/24	23 vs. LAC 4/26/24	<b>Points/4th Qtr.</b>	34 vs. LAC 4/28/24	22 at LAC 4/21/24
67 at LAC 4/21/24	47 vs. LAC 4/26/24	<b>Points/2nd Half</b>	53 at LAC 4/21/24	49 vs. LAC 4/26/24
40 vs. LAC 4/28/24	31 at LAC 4/21/24	<b>Field Goals</b>	43 vs. LAC 4/28/24	32 (2) vs. LAC 4/26/24
86 vs. LAC 4/26/24	76 at LAC 4/23/24	<b>Field Goal Attempts</b>	87 (2) at LAC 4/23/24	70 vs. LAC 4/26/24
.494 vs. LAC 4/28/24	.388 at LAC 4/21/24	<b>Field Goal Percentage</b>	.538 vs. LAC 4/28/24	.368 at LAC 4/23/24
14 at LAC 4/23/24	9 vs. LAC 4/26/24	<b>3-PT Field Goal</b>	18 (2) vs. LAC 4/28/24	8 at LAC 4/23/24
35 vs. LAC 4/26/24	33 (3) vs. LAC 4/28/24	<b>3-PT FG Attempts</b>	36 at LAC 4/21/24	29 (2) vs. LAC 4/28/24
.424 at LAC 4/23/24	.257 vs. LAC 4/26/24	<b>3-PT FG Percentage</b>	.621 vs. LAC 4/28/24	.267 at LAC 4/23/24
25 at LAC 4/21/24	14 vs. LAC 4/26/24	<b>Free Throws</b>	21 at LAC 4/23/24	11 at LAC 4/21/24
33 at LAC 4/21/24	19 vs. LAC 4/26/24	<b>Free Throw Attempts</b>	26 at LAC 4/23/24	13 at LAC 4/21/24
.800 vs. LAC 4/28/24	.667 at LAC 4/23/24	<b>Free Throw Percentage</b>	.846 at LAC 4/21/24	.667 vs. LAC 4/28/24
14 vs. LAC 4/28/24	9 at LAC 4/21/24	<b>Offensive Rebounds</b>	14 at LAC 4/23/24	5 vs. LAC 4/28/24
39 at LAC 4/23/24	25 vs. LAC 4/26/24	<b>Defensive Rebounds</b>	35 at LAC 4/21/24	24 vs. LAC 4/28/24
50 at LAC 4/23/24	36 vs. LAC 4/26/24	<b>Total Rebounds</b>	47 at LAC 4/23/24	29 vs. LAC 4/28/24
22 vs. LAC 4/28/24	14 at LAC 4/21/24	<b>Assists</b>	22 vs. LAC 4/28/24	18 at LAC 4/23/24
12 vs. LAC 4/26/24	5 vs. LAC 4/28/24	<b>Steals</b>	10 vs. LAC 4/28/24	5 (2) vs. LAC 4/26/24
22 at LAC 4/23/24	15 (2) vs. LAC 4/26/24	<b>Team Fouls</b>	23 vs. LAC 4/28/24	19 (2) at LAC 4/23/24
23 at LAC 4/23/24	15 at LAC 4/21/24	<b>Personal Fouls</b>	27 vs. LAC 4/28/24	19 at LAC 4/23/24
16 vs. LAC 4/28/24	8 (2) vs. LAC 4/26/24	<b>Turnovers</b>	19 vs. LAC 4/26/24	8 at LAC 4/23/24
9 at LAC 4/21/24	5 vs. LAC 4/28/24	<b>Blocks</b>	6 vs. LAC 4/28/24	3 at LAC 4/21/24
52 vs. LAC 4/26/24	32 (2) at LAC 4/23/24	<b>Points in Paint</b>	46 vs. LAC 4/28/24	36 at LAC 4/21/24
16 at LAC 4/21/24	8 at LAC 4/23/24	<b>Second Chance Points</b>	16 at LAC 4/21/24	6 vs. LAC 4/28/24
22 vs. LAC 4/26/24	10 at LAC 4/23/24	<b>Fast Break Points</b>	17 at LAC 4/23/24	5 at LAC 4/21/24
21 vs. LAC 4/26/24	0 at LAC 4/21/24	<b>Biggest Lead</b>	31 vs. LAC 4/28/24	6 at LAC 4/23/24
29 vs. LAC 4/26/24	13 (2) vs. LAC 4/28/24	<b>Bench Points</b>	32 vs. LAC 4/26/24	16 at LAC 4/23/24
29 vs. LAC 4/26/24	12 vs. LAC 4/28/24	<b>Points Off Turnovers</b>	23 vs. LAC 4/28/24	5 at LAC 4/21/24



BY MAVERICKS		AN INDIVIDUAL...		BY OPPONENT	
39 PTS, Luka Dončić: (DAL W, 130-104) @ Charlotte, 04/09/24	Scored 30+ points	34 PTS, Lauri Markkanen: (DAL W, 115-105) @ Utah, 03/25/24			
48 PTS, Kyrie Irving: (DAL W, 147-136 (OT)) vs. Houston, 04/07/24	Scored 40+ points	48 PTS, Giannis Antetokounmpo: (DAL L, 117-129) vs. Milwaukee, 02/03/24			
73 PTS, Luka Dončić: (DAL W, 148-143) @ Atlanta, 01/26/24	Scored 50+ points	57 PTS, Stephen Curry: (DAL W, 134-132) vs. Golden State, 02/06/21			
15 REB, Daniel Gafford: (DAL W, 108-106) vs. Golden State, 04/05/24	Had 15+ Rebounds	16 REB, Jalen Johnson: (DAL W, 109-95) vs. Atlanta, 04/04/24			
21 REB, Luka Dončić: (DAL W, 126-121 (OT)) vs. New York, 12/27/22	Had 20+ Rebounds	23 REB, Jarrett Allen: (DAL L, 110-113) vs. Cleveland, 12/27/23			
25 REB, Tyson Chandler: (DAL W, 109-102 (OT)) vs. New York, 11/26/14	Had 25+ Rebounds	25 REB, Rudy Gobert: (DAL L, 107-112 (OT)) vs. Utah, 01/20/17			
16 AST, Luka Dončić: (DAL W, 113-107) @ San Antonio, 03/19/24	Had 15+ assists	16 AST, Tyus Jones: (DAL W, 112-104) vs. Washington, 02/12/24			
20 AST, Luka Dončić: (DAL W, 125-124) vs. Washington, 05/01/21	Had 20+ assists	20 AST, Deron Williams: (DAL L, 110-116) @ Utah, 03/03/08			
5 BLK, Daniel Gafford: (DAL W, 125-107) vs. San Antonio, 03/11/24	Had 5+ Blocks	6 BLK, Victor Wembanyama: (DAL W, 113-107) @ San Antonio, 03/19/24			
13 BLK, Shawn Bradley: (DAL L, 91-99) vs. Portland, 04/07/98	Had 10+ Blocks	10 BLK, Serge Ibaka: (DAL L, 86-95) vs. Oklahoma City, 02/01/12			
5 STL, P.J. Washington Jr.: (DAL W, 108-106) vs. Golden State, 04/05/24	Had 5+ Steals	5 STL, Giannis Antetokounmpo: (DAL L, 117-129) vs. Milwaukee, 02/03/24			
10 FGM, Kyrie Irving: (DAL W, 111-92) @ Miami, 04/10/24	Made 10+ Field Goals	10 FGM, Lauri Markkanen: (DAL W, 115-105) @ Utah, 03/25/24			
15 FGM, Kyrie Irving: (DAL W, 147-136 (OT)) vs. Houston, 04/07/24	Made 15+ Field Goals	20 FGM, Giannis Antetokounmpo: (DAL L, 117-129) vs. Milwaukee, 02/03/24			
21 FGM, Mark Aguirre: (DAL W, 119-101) vs. Denver Nuggets, 03/24/84	Made 20+ Field Goals	20 FGM, Giannis Antetokounmpo: (DAL L, 117-129) vs. Milwaukee, 02/03/24			
8 3FGM, Luka Dončić: (DAL W, 130-104) @ Charlotte, 04/09/24	Made 7+ 3-Pointers	7 3FGM/7 3FGM, Donovan Mitchell/Max Strus: (DAL L, 119-121) @ Cleveland, 02/27/24			
15 3FGM, Luka Dončić: (DAL W, 111-92) @ Miami, 04/10/24	10+ 3-Pointer Attempts	14 3FGM, Stephen Curry: (DAL W, 108-106) vs. Golden State, 04/05/24			
15 FTM, Kyrie Irving: (DAL W, 147-136 (OT)) vs. Houston, 04/07/24	Made 15+ Free Throws	15 FTM, Jayson Tatum: (DAL L, 110-119) vs. Boston, 01/22/24			
21 FTM, Dirk Nowitzki: (DAL W, 113-106 (OT)) vs. Houston, 12/02/04	Made 20+ Free Throws	21 FTM, Kevin Durant: (DAL L, 114-117 (OT)) vs. Oklahoma City, 01/18/13			
10 FD, Luka Dončić: (DAL W, 113-97) vs. Utah, 03/21/24	10+ Fouls Drawn	10 FD, Rudy Gobert: (DAL L, 87-121) @ Minnesota, 01/31/24			
13 FGM/12 FGM, Luka Dončić/Daniel Gafford: (DAL W, 130-104) @ Charlotte, 04/09/24	Two Players with 10+ Field Goals Made	11 FGM/10 FGM, Jaylen Brown/Jayson Tatum: (DAL L, 110-138) @ Boston, 03/01/24			
6 3FGM/5 3FGM, Luka Dončić/P.J. Washington Jr.: (DAL W, 109-95) vs. Atlanta, 04/04/24	Two Players with 5+ 3-Pointers Made	5 3FGM/5 3FGM, Terry Rozier/Duncan Robinson: (DAL W, 114-108) vs. Miami, 03/07/24			
39 PTS, 12 REB, 10 AST, Luka Dončić: (DAL W, 130-104) @ Charlotte, 04/09/24	Had a triple-double	13 PTS, 12 REB, 10 AST, Domantas Sabonis: (DAL W, 107-103) @ Sacramento, 03/29/24			
60 PTS, 21 REB, Luka Dončić: (DAL W, 126-121 (OT)) vs. New York, 12/27/22	Had a 20/20 game	24 PTS, 23 REB, Jarrett Allen: (DAL L, 110-113) vs. Cleveland, 12/27/23			
2nd period, Kyrie Irving: (DAL W, 109-95) vs. Atlanta, 04/04/24	Had a four-point play	1st period/2nd period, Vit Krejci/Garrison Mathews: (DAL W, 109-95) vs. Atlanta, 04/04/24			

A TEAM...			
130 PTS, (DAL W, 130-104) @ Charlotte, 04/09/24	Scored 120+ points	135 PTS, (DAL L, 86-135) @ Oklahoma City, 04/14/24	
130 PTS, (DAL W, 130-104) @ Charlotte, 04/09/24	Scored 130+ points	135 PTS, (DAL L, 86-135) @ Oklahoma City, 04/14/24	
147 PTS, (DAL W, 147-136 (OT)) vs. Houston, 04/07/24	Scored 140+ points	143 PTS, (DAL W, 148-143) @ Atlanta, 01/26/24	
156 PTS, (DAL W, 156-147 (2OT)) @ Houston, 04/11/95	Scored 150+ points	153 PTS, (DAL L, 149-153 (OT)) vs. Houston, 07/31/20	
.623 (43-69), (DAL W, 131-129) vs. Orlando, 01/29/24	Shot .600+ from the field	.600 (51-85), (DAL L, 109-132) vs. Phoenix, 01/24/24	
26 PTS, (DAL W, 130-104) @ Charlotte, 04/09/24	Won by 20+ points	49 PTS, (DAL L, 86-135) @ Oklahoma City, 04/14/24	
36 PTS, (DAL W, 132-96) @ Sacramento, 03/26/24	Won by 30+ points	49 PTS, (DAL L, 86-135) @ Oklahoma City, 04/14/24	
50 PTS, (DAL W, 147-97) vs. Utah, 12/06/23	Won by 40+ points	49 PTS, (DAL L, 86-135) @ Oklahoma City, 04/14/24	
50 PTS, (DAL W, 147-97) vs. Utah, 12/06/23	Won by 50+ points	58 PTS, (DAL L, 139-81) @ Sacramento, 12/29/92	
61 REB, (DAL W, 130-104) @ Charlotte, 04/09/24	Had 60+ rebounds	67 REB, (DAL L, 86-135) @ Oklahoma City, 04/14/24	
35 AST, (DAL W, 130-104) @ Charlotte, 04/09/24	Had 35+ assists	38 AST, (DAL L, 86-135) @ Oklahoma City, 04/14/24	
40 AST, (DAL W, 125-97) vs. New Orleans, 11/11/03	Had 40+ assists	42 AST, (DAL L, 89-114) @ Charlotte, 02/11/14	
50 FGM, (DAL W, 130-104) @ Charlotte, 04/09/24	Made 50+ field goals	54 FGM, (DAL L, 86-135) @ Oklahoma City, 04/14/24	
24 3FGM, (DAL W, 125-107) @ Houston, 03/31/24	Made 20+ 3-pointers	21 3FGM, (DAL L, 110-138) @ Boston, 03/01/24	
40 FTM, (DAL W, 147-136 (OT)) vs. Houston, 04/07/24	Made 35+ free throws	37 FTM, (DAL L, 123-140) @ Portland, 01/15/23	
1st OT, (DAL W, 147-136 (OT)) vs. Houston, 04/07/24	Overtime Win	1st OT, (DAL L, 130-132 (OT)) @ Atlanta, 04/02/23	
2nd OT, (DAL W, 119-115 (2OT)) @ LA Lakers, 01/12/23	Double-Overtime Win	2nd OT, (DAL L, 115-117 (2OT)) @ Boston, 12/12/12	
* Never Has Happened *	Triple-Overtime Win	3rd OT, (DAL L, 121-123 (3OT)) @ Utah, 04/16/12	

THE MAVERICKS (SINGLE-SEASON)...			
4/4/2024 — 4/10/2024 (5)	Won 5 straight		--
1/22/2011 — 2/9/2011 (10)	Won 10 straight		--
3/7/2024 — 4/7/2024 (7)	Won 5 straight at home		--
11/6/2018 — 12/12/2018 (11)	Won 10 straight at home		--
12/9/2006 — 3/6/2007 (23)	Won 15 straight at home		--
3/19/2024 — 3/31/2024 (5)	Won 5 straight on road		--
* Never Has Happened *	Won 10 straight on road		--
* Never Has Happened *	Won 15 straight on road		--
4/7/2023 — 10/10/2023 (5)	Lost 5 straight		--
12/6/1997 — 1/3/1998 (16)	Lost 10 straight		--
11/27/2021 — 12/7/2021 (5)	Lost 5 straight at home		--
3/29/2023 — 10/10/2023 (5)	Lost 5 straight on road		--



TEAM TREND	W/L	LAST GAME	TEAM TREND	W/L	LAST GAME	PLAYER TREND	W/L	LAST GAME
<4 Mavericks w/ 10+ pts	5-6	vs. DET 4/12/24	Mavericks shoot 50.0% or better	28-2	@ CHA 4/9/24	Luka Dončić w/50+ pts	2-0	@ ATL 1/26/24
4+ Mavericks w/ 10+ pts	45-26	@ OKC 4/14/24	Opp shoots 50.0% or better	7-20	@ OKC 4/14/24	Luka Dončić w/40+ pts	11-2	@ HOU 3/31/24
5+ Mavericks w/ 10+ pts	31-7	@ MIA 4/10/24	Mavericks shoot 45.0% or better	46-15	@ MIA 4/10/24	Luka Dončić w/35+ pts	22-10	@ CHA 4/9/24
6+ Mavericks w/ 10+ pts	12-1	vs. GSW 3/13/24	Mavericks shoot 44.0% or below	3-12	@ OKC 4/14/24	Luka Dončić w/30+ pts	31-19	@ CHA 4/9/24
7+ Mavericks w/ 10+ pts	3-0	vs. OKC 2/10/24	Mavericks shoot 40.0% or below	1-5	@ OKC 4/14/24	Luka Dončić w/25+ pts	41-22	@ MIA 4/10/24
8+ Mavericks w/ 10+ pts	0-0		Opp shoots 45.0% or better	26-29	@ OKC 4/14/24	Luka Dončić w/20+ pts	43-22	@ MIA 4/10/24
Mavericks no 20+ pt scorer	0-4	@ MIN 1/31/24	Opp shoots 40.0% or below	7-0	vs. ATL 4/4/24	Luka Dončić w/10+ FTA	16-12	@ SAC 3/29/24
Opp no 20+ pt scorer	6-1	@ OKC 4/14/24	Mavericks w/10+ 3-pointers made	47-24	@ MIA 4/10/24	Luka Dončić w/15+ REB	1-2	@ BKN 2/6/24
2+ Mavericks w/20+ pt scorer	43-18	@ MIA 4/10/24	Opp w/10+ 3-pointers made	39-30	@ OKC 4/14/24	Luka Dončić w/10+ REB	22-11	@ CHA 4/9/24
2+ Opp w/20+ pt scorer	26-22	@ CHA 4/9/24	Mavericks w/15+ 3-pointers made	35-10	@ MIA 4/10/24	Luka Dončić w/15+ asts	6-2	@ SAS 3/19/24
3+ Mavericks w/20+ pt scorer	11-7	@ GSW 4/2/24	Opp w/15+ 3-pointers made	13-11	vs. HOU 4/7/24	Luka Dončić w/10+ asts	24-13	@ CHA 4/9/24
3+ Opp w/20+ pt scorer	9-5	vs. HOU 4/7/24	Mavericks 3FG% 40.0% or better	22-7	@ HOU 3/31/24	Luka Dončić w/3+ 3FGM	38-16	@ MIA 4/10/24
Mavericks w/30+ pt scorer	37-22	@ CHA 4/9/24	Opp 3FG% 40.0% or better	12-17	@ OKC 4/14/24	Luka Dončić w/3+ stls	5-4	vs. UTA 3/21/24
Opp w/30+ pt scorer	18-17	@ UTA 3/25/24	Mavericks FT% 80.0 or better	18-12	@ OKC 4/14/24	Luka Dončić w/double-double	33-16	@ CHA 4/9/24
All 5 Starters w/10+ pts	3-0	@ MIA 4/10/24	Opp FT% 80.0 or better	20-14	@ OKC 4/14/24	Luka Dončić w/triple-double	13-8	@ CHA 4/9/24
Opp 5 Starters w/10+ pts	10-9	@ SAC 3/29/24	Mavericks FT% below 70.0	13-9	@ CHA 4/9/24	Kyrie Irving w/40+ pts	3-0	vs. HOU 4/7/24
2+ reserves w/10+ pts	22-7	@ OKC 4/14/24	Opp FT% below 70.0	15-5	vs. GSW 4/5/24	Kyrie Irving w/30+ pts	8-5	vs. HOU 4/7/24
Opp 2+ reserves w/10+ pts	26-21	@ OKC 4/14/24	Mavericks FTM >= Opp FTA	17-6	vs. DET 4/12/24	Kyrie Irving w/25+ pts	22-9	@ MIA 4/10/24
3+ reserves w/10+ pts	5-3	@ OKC 4/14/24	Opp FTM >= Mavericks FTA	8-8	@ MIA 4/10/24	Kyrie Irving w/20+ pts	32-14	@ MIA 4/10/24
Opp 3+ reserves w/10+ pts	6-10	@ OKC 4/14/24	Mavericks FG% >= Opp FG%	35-1	@ MIA 4/10/24	Kyrie Irving w/10+ pts	39-19	@ MIA 4/10/24
Mavericks <20 pts. in 1st qtr	1-2	vs. HOU 4/7/24	Opp FG% >= Mavericks FG%	10-28	@ OKC 4/14/24	Kyrie Irving w/10+ FTA	2-1	vs. HOU 4/7/24
Opp <20 pts. in 1st qtr	4-0	@ CHA 4/9/24	Mavericks w/30+ FTA	11-2	vs. HOU 4/7/24	Kyrie Irving w/10+ asts	4-1	@ OKC 3/14/24
Mavericks w/30+ pts in 1st qtr	31-10	@ MIA 4/10/24	Opp w/30+ FTA	5-7	vs. HOU 4/7/24	Kyrie Irving w/3+ 3FGM	22-12	@ MIA 4/10/24
Opp w/30+ pts in 1st qtr	22-15	@ OKC 4/14/24	Mavericks w/20+ asts	50-26	vs. DET 4/12/24	Kyrie Irving w/3+ stls	4-3	@ GSW 4/2/24
Mavericks under 50 pts 1st half	2-8	@ OKC 4/14/24	Opp w/20+ asts	46-32	@ OKC 4/14/24	Kyrie Irving w/double-double	4-1	@ OKC 3/14/24
Opp under 50 pts 1st half	10-2	@ MIA 4/10/24	Mavericks w/25+ asts	36-13	@ MIA 4/10/24	Josh Green w/20+ pts	2-1	@ PHI 2/5/24
Mavericks 50+ pts 1st half	48-24	@ MIA 4/10/24	Opp w/25+ asts	30-28	@ OKC 4/14/24	Josh Green w/15+ pts	6-2	@ NYK 2/8/24
Opp 50+ pts 1st half	40-30	@ OKC 4/14/24	Mavericks w/30+ asts	16-1	@ CHA 4/9/24	Josh Green w/10+ pts	14-8	vs. GSW 3/13/24
Mavericks 60+ pts in 1st half	33-7	@ MIA 4/10/24	Opp w/30+ asts	14-15	@ OKC 4/14/24	Josh Green w/3+ 3FGM	7-3	vs. PHX 2/22/24
Opp 60+ pts in 1st half	18-20	@ OKC 4/14/24	Mavericks asts >= Opp asts	26-3	@ MIA 4/10/24	Josh Green w/3+ stls	1-2	@ CLE 2/27/24
Mavericks lead by 10+ pts	43-7	@ MIA 4/10/24	Opp asts >= Mavericks asts	18-28	@ OKC 4/14/24	Tim Hardaway Jr. w/40+ pts	1-0	vs. NOP 1/15/24
Opp leads by 10+ pts	13-31	@ OKC 4/14/24	Mavericks w/12 or fewer TOs	31-15	@ MIA 4/10/24	Tim Hardaway Jr. w/35+ pts	2-0	vs. ORL 1/29/24
Games decided by 10+ points	31-21	@ OKC 4/14/24	Opp w/12 or fewer TOs	23-19	vs. DET 4/12/24	Tim Hardaway Jr. w/30+ pts	5-1	vs. ORL 1/29/24
Games decided by 4-9 points	14-9	@ GSW 4/2/24	Mavericks w/20+ TOs	0-3	vs. DET 4/12/24	Tim Hardaway Jr. w/25+ pts	6-1	vs. ORL 1/29/24
Games decided by 3 or less points	5-2	vs. GSW 4/5/24	Opp w/20+ TOs	3-1	vs. ATL 4/4/24	Tim Hardaway Jr. w/20+ pts	12-5	@ SAC 3/26/24
Both teams score 100+ pts	41-25	@ CHA 4/9/24	Mavericks TO >= Opp TO	17-16	vs. DET 4/12/24	Tim Hardaway Jr. w/15+ pts	25-12	@ CHA 4/9/24
Both teams under 100 pts	0-0		Opp TO >= Mavericks TO	28-14	@ MIA 4/10/24	Tim Hardaway Jr. w/10+ pts	35-20	@ CHA 4/9/24
Mavericks score under 100 pts	0-7	@ OKC 4/14/24	Mavericks w/50+ REB	33-11	vs. DET 4/12/24	Tim Hardaway Jr. w/10+ FTA	2-0	vs. ORL 1/29/24
Opp scores under 100 pts	9-0	@ MIA 4/10/24	Opp w/50+ REB	37-26	@ OKC 4/14/24	Tim Hardaway Jr. w/3+ 3FGM	28-12	@ CHA 4/9/24
Mavericks score 100+ pts	50-25	@ MIA 4/10/24	Mavericks REB >= Opp REB	22-8	vs. DET 4/12/24	Tim Hardaway Jr. w/3+ stls	1-1	@ UTA 3/25/24
Opp scores 100+ pts	41-32	@ OKC 4/14/24	Opp REB >= Mavericks REB	27-23	@ OKC 4/14/24	Maxi Kleber w/20+ pts	0-1	vs. MIL 2/3/24
Mavericks score 110+ pts	44-19	@ MIA 4/10/24	Mavericks w/10+ more REB than Opp	6-1	vs. DET 4/12/24	Maxi Kleber w/15+ pts	0-1	vs. MIL 2/3/24
Opp scores 110+ pts	24-28	@ OKC 4/14/24	Opp w/10+ more REB than DAL	6-13	@ OKC 4/14/24	Maxi Kleber w/10+ pts	3-1	@ CHA 4/9/24
Mavericks tied or lead after the 3rd qtr	41-2	@ MIA 4/10/24	Mavericks w/10+ stls	8-4	@ SAC 3/26/24	Maxi Kleber w/10+ REB	1-0	vs. OKC 2/10/24
Mavericks tied or lead at halftime	35-6	@ MIA 4/10/24	Opp w/10+ stls	4-9	vs. DET 4/12/24	Maxi Kleber w/3+ 3FGM	0-1	vs. MIL 2/3/24
Mavericks tied or lead after 1st qtr	31-10	@ MIA 4/10/24	2+ Mavericks w/double-double	9-4	vs. HOU 4/7/24	Maxi Kleber w/3+ stls	1-0	vs. UTA 3/21/24
Mavericks trailing after the 3rd qtr	9-30	@ OKC 4/14/24	2+ Opp w/double-double	7-8	@ SAS 3/19/24	Maxi Kleber w/double-double	1-0	vs. OKC 2/10/24
Mavericks trailing at halftime	15-26	@ OKC 4/14/24	3+ Mavericks w/double-double	1-0	vs. CHA 11/5/23	Jaden Hardy w/25+ pts	0-1	vs. DET 4/12/24
Mavericks trailing after 1st qtr	19-22	@ OKC 4/14/24	3+ Opp w/double-double	0-0		Jaden Hardy w/20+ pts	1-1	vs. DET 4/12/24
1st game Back-to-Back	8-6	@ CHA 4/9/24	Mavericks PITP >= Opp PITP	25-9	vs. DET 4/12/24	Jaden Hardy w/15+ pts	4-5	vs. DET 4/12/24
2nd game Back-to-Back	9-5	@ MIA 4/10/24	Opp PITP >= Mavericks PITP	23-22	@ OKC 4/14/24	Jaden Hardy w/10+ pts	11-7	vs. DET 4/12/24
1st game after a win	30-20	vs. DET 4/12/24	Mavericks 2CP >= Opp 2CP	21-10	vs. DET 4/12/24	Jaden Hardy w/3+ 3FGM	4-4	@ PHI 2/5/24
1st game after a loss	19-12	@ OKC 4/14/24	Opp 2CP >= Mavericks 2CP	27-20	@ OKC 4/14/24	Dwight Powell w/10+ pts	3-1	@ MIN 12/28/23
On Monday	10-3	@ UTA 3/25/24	Mavericks FB Pts >= Opp FB Pts	27-9	@ OKC 4/14/24	Markieff Morris w/10+ pts	1-0	@ POR 12/16/23
On Tuesday	6-5	@ CHA 4/9/24	Opp FB Pts >= Mavericks FB Pts	19-20	vs. DET 4/12/24			
On Wednesday	10-6	@ MIA 4/10/24						
On Thursday	6-3	vs. ATL 4/4/24						
On Friday	7-5	vs. DET 4/12/24						
On Saturday	5-6	@ DET 3/9/24						
On Sunday	6-4	@ OKC 4/14/24						
January	7-8	@ MIN 1/31/24						
February	8-3	@ TOR 2/28/24						
March	11-4	@ HOU 3/31/24						
April	5-3	@ OKC 4/14/24						
October	3-0	@ MEM 10/30/23						
November	8-6	vs. HOU 11/28/23						
December	8-8	@ GSW 12/30/23						

